

NATURAL GAS



NEWS

Tuesday, September 28, 2021

Last Week's Prompt

NYMEX



NYMEX NG Futures

Month	Close	Change
Oct-21	5.706	0.566
Nov-21	5.731	0.531
Dec-21	5.839	0.524
Jan-22	5.91	0.519
Feb-22	5.798	0.509
Mar-22	5.385	0.436
Apr-22	4.107	0.202
May-22	3.938	0.163
Jun-22	3.967	0.162
Jul-22	4.007	0.160
Aug-22	4.01	0.158
Sep-22	3.99	0.159
Oct-22	4.018	0.159
Nov-22	4.087	0.159
Dec-22	4.234	0.159
Jan-23	4.311	0.154
Feb-23	4.206	0.139
Mar-23	3.862	0.119
Apr-23	3.22	0.079
May-23	3.119	0.069
Jun-23	3.159	0.069
Jul-23	3.205	0.069
Aug-23	3.22	0.069
Sep-23	3.212	0.070
1 YR STRIP	4.8657	0.341
2021	5.3018	0.431

IN THE NEWS

Oil Hits Three-Year High as Natural-Gas Crunch Spills Into Crude Market

A shortfall in global energy supplies spilled into crude markets on Tuesday, pushing oil prices to their highest levels in three years. Brent crude oil, the global benchmark, grazed the \$80-a-barrel mark in early trading and was last up 1% at \$79.54 a barrel and on course for its highest close since October 2018. U.S. crude futures were up 1.2% at \$76.36 a barrel, also on track to close at their highest in three years. Both key benchmarks have jumped around 11% over the past month as part of a broader rally in energy markets, with depleted natural-gas inventories and resurgent economic activity sparking fierce competition in Europe and Asia for natural gas to feed their power markets. "Oil's move is really to do with the global energy crunch coming out of the gas power market," said Norbert Rucker, head of economi... For more info go to <https://on.wsj.com/3ATNokg>

Heating costs may triple as nat gas, propane shortage looms

There is a real energy crisis in Europe that was created by a combination of political missteps, climate change fear-mongering and a woke energy policy that could leave much of Europe and Asia undersupplied as they head into winter. It is also a foreshadowing of what may happen in the U.S. Oil topped the \$75 per barrel level this week, the highest since October of 2018. Instead of learning from the mistakes that Europe made, we instead want to copy their failures and put our economy and people's lives at risk. The Biden administration had better heed the warning signs and call on the U.S. energy industry to try to raise production ahead of what could be one of the most expensive winters that we've seen in years. If not, they risk destroying the U.S. economy and leaving poor people out in ... For more info go to <https://fxn.ws/3AQBjw7>

Oil prices at a nearly 3-year high as natural-gas futures jump 11%

Prices for U.S. and global benchmark crude oil settled Monday at the highest in almost three years, and natural-gas futures rallied back to levels not seen since February 2014, buoyed by tight U.S. supplies and strengthening demand. "Both oil and natural gas are expected to continue higher in the months ahead as fundamentals decidedly favor the bulls right now, while momentum and technicals both point to higher prices in the near to medium term," said Tyler Richey, co-editor at Sevens Report Research. U.S. crude inventories have fallen sharply in recent weeks due to the lingering impact of Hurricane Ida on energy operations in the Gulf Coast region, he told MarketWatch. For natural gas, weather is almost always the biggest influence and "with expectations for a very cold winter this year, utilities and physical tr... For more info go to <https://on.mktw.net/3AR9d3M>

Prompt Natural Gas (NG) Daily Sentiment

BULLISH



RESISTANCE
6.004 & 6.277
SUPPORT
5.348 & 4.965

NATURAL GAS

Futures	Close
NG	\$5.71
Volume	4,062
Open Int.	2,241

Contact Us



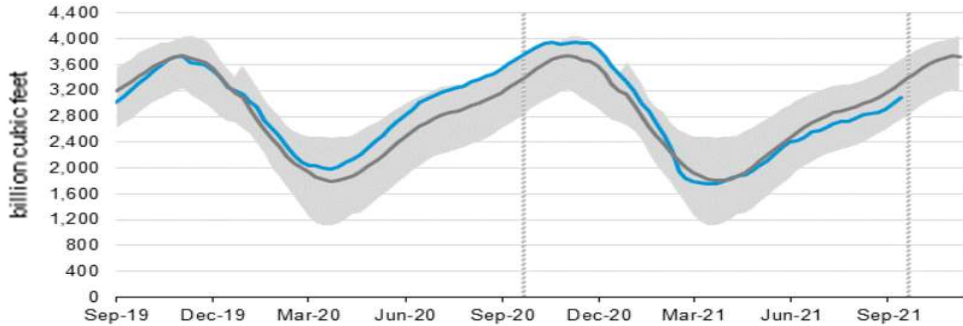
Mansfield Energy Corp
1025 Airport Pkwy
Gainesville, GA 30501
www.mansfield.energy

info@mansfieldoil.com
Phone: (800) 695 - 6626

NATURAL GAS NEWS



WEEKLY GAS IN UNDERGROUND STORAGE WITH 5-YR RANGE

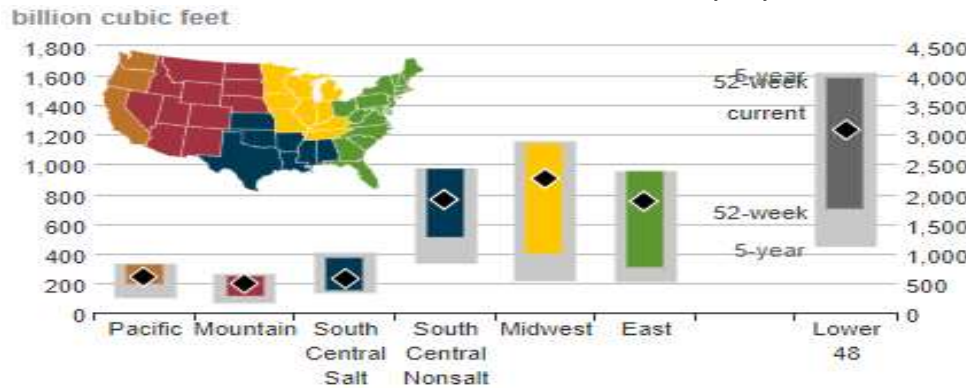


for week ending September 17, 2021 | Released: September 23, 2021 at 10:30 a.m. | Next Release: September 30, 2021

EIA Weekly Storage Actual and Surveys for September 17, 2021

Released September 23, 2021
 Range 53 to 83
 S&P Global Platts An 67
 NGI 82
 Investing.com 76

UNDERGROUND WORKING NAT GAS STORAGE AS TO 09/28/2021



Total Working Gas In Storage

3082 BCF

+76 BCF (LAST WEEK)
 -589 BCF (LAST YEAR)
 -229 BCF (5-YEAR AVG)

Underground storage capacity utilization



REGIONAL AVG TEMPERATURES AND DEPARTURE FROM NORMAL degrees Fahrenheit

	Sep 10	Sep 11	Sep 12	Sep 13	Sep 14	Sep 15	Sep 16	Sep 17	Sep 18	Sep 19	Sep 20	Sep 21	Sep 22	Sep 23
East	68	67	71	74	74	75	72	73	75	72	70	69	72	69
Midwest	65	70	71	71	74	68	69	70	70	72	72	67	58	56
South Central	76	76	76	77	76	76	77	79	80	79	82	78	70	68
Mountain	74	73	71	72	70	71	70	67	69	69	63	61	66	67
Pacific	72	72	71	71	70	68	64	64	64	63	66	70	72	70
Lower 48	70	70	72	73	73	72	71	71	72	71	71	70	68	66

U.S. Natural Gas Supply Gas Week 09/16 - 09/22

Average Daily Values (BCF/D):
Last Year (BCF/d)
 Dry Production - 88.3
 Total Supply - 91.9
Last Week (BCF/d)
 Dry Production - 92.3
 Total Supply - 97.2

[Next Report: September 30]

U.S. Natural Gas Supply Gas Week -

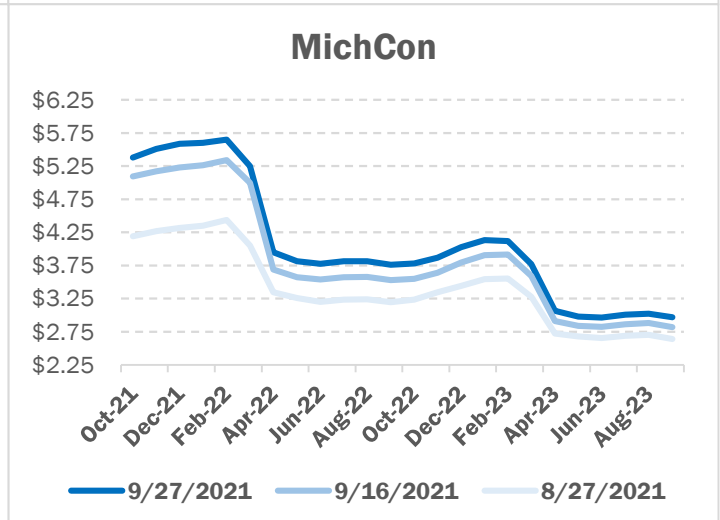
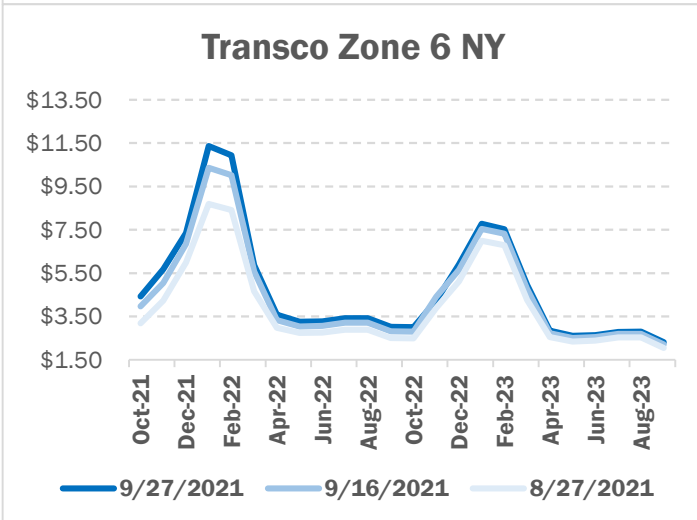
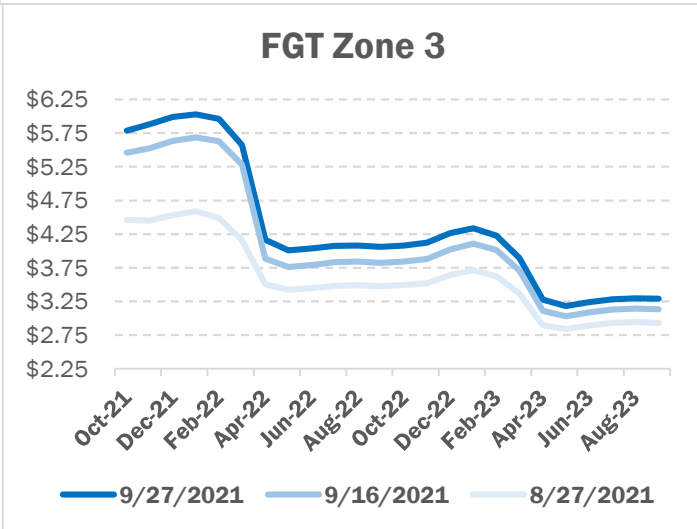
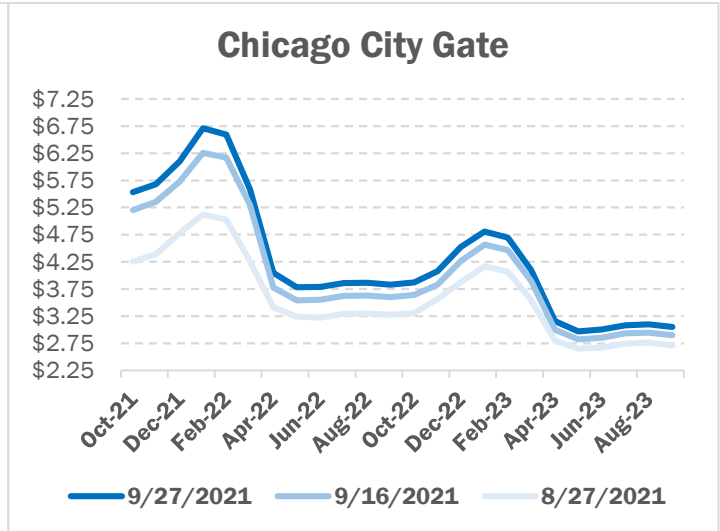
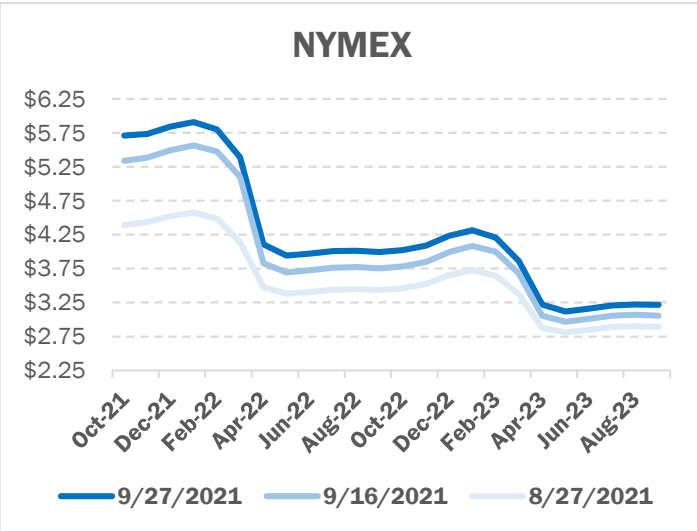
Average Daily Values (BCF/D):
Last Year (BCF/d)
 Dry Production - 31.8
 Total Supply - 82.9
Last Week (BCF/d)
 Dry Production - 34.1
 Total Supply - 85.6

[Next Report: September 30]

NATURAL GAS NEWS



NATURAL GAS BASIS FUTURES

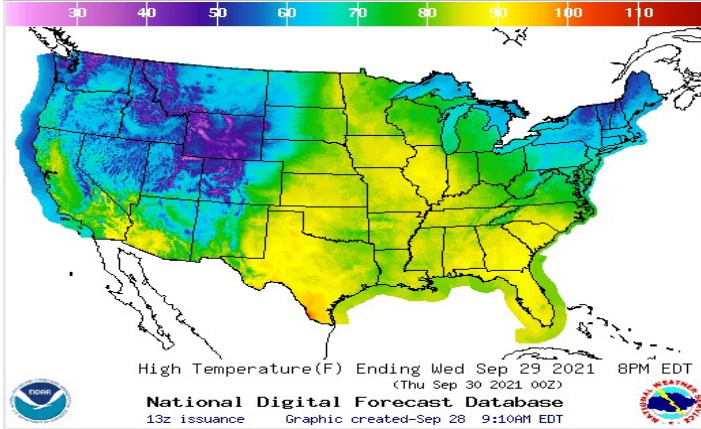


NATURAL GAS NEWS

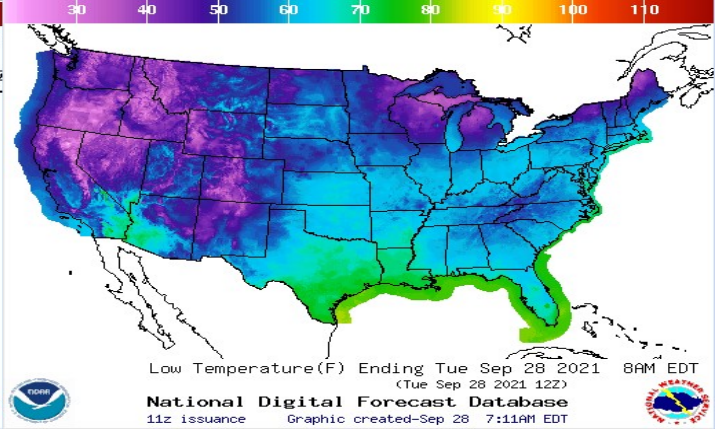


WEATHER - HIGH / LOW TEMPERATURE - TOMORROW

HIGH Temperature

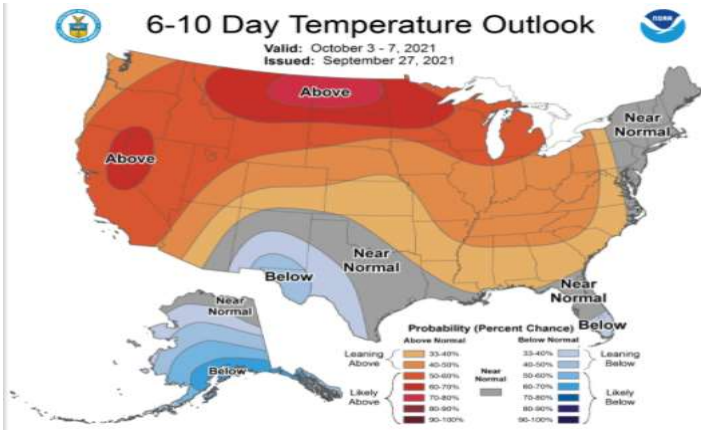


LOW Temperature

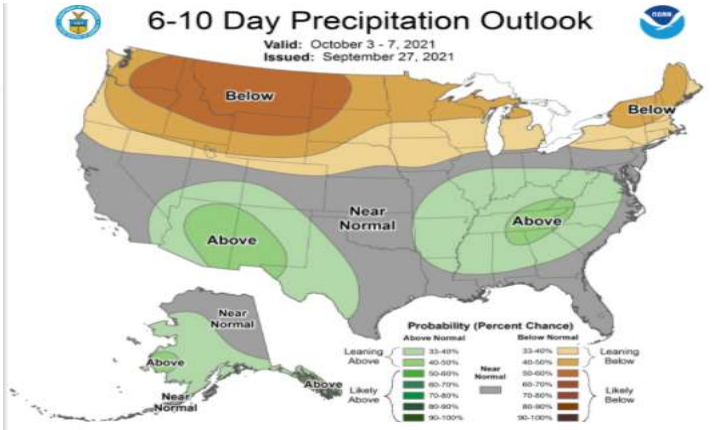


WEATHER - 6 - 10 DAY OUTLOOK - NOAA

Temperature

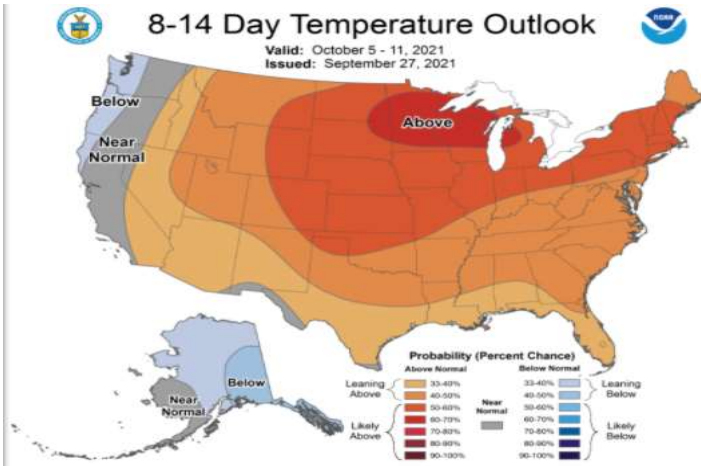


Precipitation



WEATHER - 8 - 14 DAY OUTLOOK - NOAA

Temperature



Precipitation

