

# NATURAL GAS



NEWS

Tuesday, September 21, 2021

## Last Week's Prompt NYMEX



## NYMEX NG Futures

Month	Close	Change
Oct-21	4.985	(0.120)
Nov-21	5.022	(0.124)
Dec-21	5.132	(0.126)
Jan-22	5.202	(0.126)
Feb-22	5.117	(0.127)
Mar-22	4.795	(0.107)
Apr-22	3.67	(0.033)
May-22	3.548	(0.028)
Jun-22	3.583	(0.028)
Jul-22	3.626	(0.027)
Aug-22	3.631	(0.030)
Sep-22	3.614	(0.030)
Oct-22	3.64	(0.032)
Nov-22	3.707	(0.033)
Dec-22	3.853	(0.036)
Jan-23	3.944	(0.032)
Feb-23	3.871	(0.027)
Mar-23	3.571	(0.023)
Apr-23	3.013	0.003
May-23	2.931	0.008
Jun-23	2.971	0.008
Jul-23	3.016	0.006
Aug-23	3.03	0.007
Sep-23	3.02	0.007
1 YR STRIP	4.3271	(0.076)
2021	4.6839	(0.099)

## IN THE NEWS

### Industrials group points to winter gas price increase to push for limits on U.S.

Seizing on higher US natural gas prices expected this winter, a group of industrial manufacturers is making a pitch for the Department of Energy to limit LNG exports and put a hold on some pending export project authorizations. "We urge you to take immediate action under the Natural Gas Act to prevent a supply crisis and price spikes for consumers this winter by requiring LNG exporters to reduce export rates ... to allow US inventories to reach the five-year average storage levels," the Industrial Energy Consumers of America wrote in a Sept. 17 letter to Energy Secretary Jennifer Granholm. The group also asked DOE to place all "existing, pending, and prefilling permits and approvals" in export facilities in the Lower-48 states, and review whether the facilities are in the public interest. IECA has long opposed the ... For more info go to <https://bit.ly/3EAKAe5>

### Two Industries Getting Slammed By Sky High Oil And Natural Gas Prices

A cross-section of Wall Street experts has been downplaying the recent surge in oil prices, saying that it's unlikely to hurt the global recovery. One indicator that lends credence to this claim is the oil load, or the cost of oil as a proportion of gross domestic product. According to Morgan Stanley, the oil load—which is an indicator of the impact of oil on growth—is expected to reach 2.8% of global GDP in 2021, significantly lower than the long-term average of 3.2%, assuming an average oil price of \$ 75 per barrel this year. But that does not in any way mean that nobody is going to get hurt by the oil price trajectory. Some sectors of the economy are feeling the effects of high oil and natural gas prices keenly, with businesses being forced to delay major projects or even close down a... For more info go to <https://yhoo.it/3ktxDL7>

### Natural gas has only done this twice in the last decade...

Natural gas prices are making some unnatural moves. After a nearly 40% rally in the last month — an unusually outsized move for any commodity — the charts are now flashing warning signs, Miller Tabak's Matt Maley told CNBC's "Trading Nation" on Thursday. Natural gas prices fell by about 3.5% on Thursday after climbing nearly 4% in the previous session. "Even though I'm bullish longer term, I just think the thing has become overbought," the firm's chief market strategist said. When natural gas prices spiked Wednesday, their relative strength index reached 80, a level that has "signaled near-term tops" throughout much of this year, Maley said. "On its weekly chart, it also got above 80, and that's the second highest, the second-most overbought it has been in a decade," Maley said. "This doesn't mean that the bull ma... For more info go to <https://cnb.cx/39IQVf8>

## Prompt Natural Gas (NG) Daily Sentiment

**BULLISH**



RESISTANCE  
5.136 & 5.288  
SUPPORT  
4.869 & 4.754

## NATURAL GAS

Futures	Close
NG	\$4.99
Volume	79,169
Open Int.	79,140

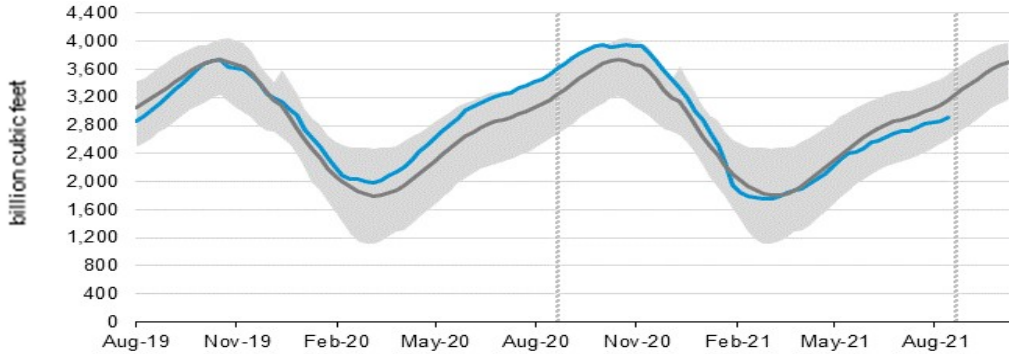
## Contact Us



**Mansfield Energy Corp**  
1025 Airport Pkwy  
Gainesville, GA 30501  
[www.mansfield.energy](http://www.mansfield.energy)

info@mansfieldoil.com  
Phone: (800) 695 - 6626

WEEKLY GAS IN UNDERGROUND STORAGE WITH 5-YR RANGE

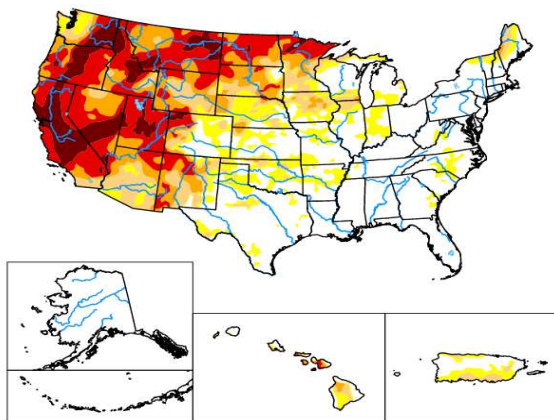


for week ending September 10, 2021 | Released: September 16, 2021 | Next Release: September 23, 2021

EIA Weekly Storage Actual and Surveys for September 10, 2021

Released September 16, 2021  
 Range 51 to 80  
 S&P Global Platts Ana 51  
 NGI 72

U.S. DROUGHT MONITOR



Map released: Thurs. September 16, 2021

Data valid: September 14, 2021 at 8 a.m. EDT

Intensity

- None
- D0 (Abnormally Dry)
- D1 (Moderate Drought)
- D2 (Severe Drought)
- D3 (Extreme Drought)
- D4 (Exceptional Drought)
- No Data

Authors

United States and Puerto Rico Author(s):  
 Brad Rippey, U.S. Department of Agriculture  
 Pacific Islands and Virgin Islands Author(s):  
 Richard Tinker, NOAA/NWS/NCEP/CPC

The Drought Monitor focuses on broad-scale conditions. Local conditions may vary. See accompanying text summary for forecast statements.

Total Working Gas In Storage

3006 BCF

+83 BCF (LAST WEEK)  
 -595 BCF (LAST YEAR)  
 -231 BCF (5-YEAR AVG)

U.S. Natural Gas Supply Gas Week 09/09 - 09/15

Average Daily Values (BCF/D):

Last Year (BCF/d)

Dry Production - 89.7

Total Supply - 93.7

Last Week (BCF/d)

Dry Production - 91.0

Total Supply - 95.5

[Next Report: September 23]

U.S. Natural Gas Supply Gas Week -

Average Daily Values (BCF/D):

Last Year (BCF/d)

Dry Production - 35.3

Total Supply - 84.4

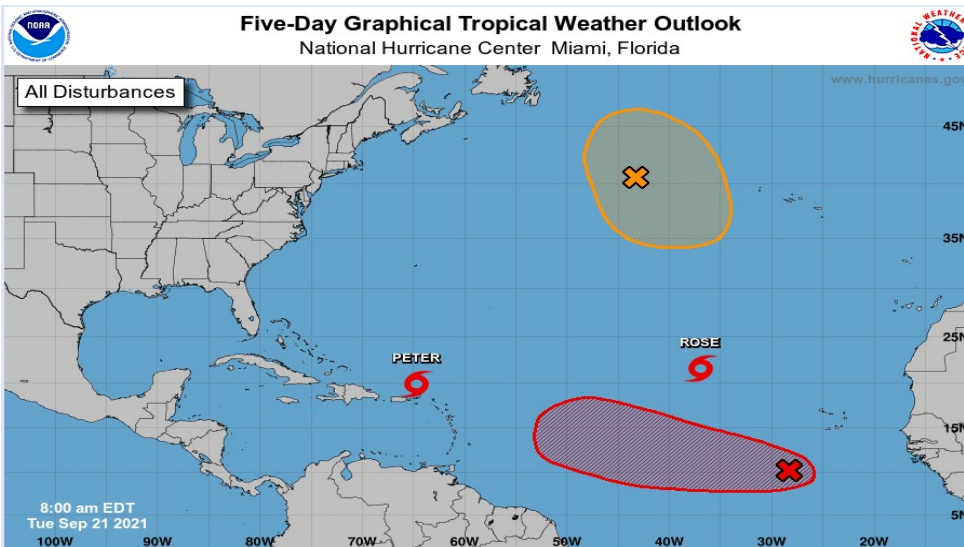
Last Week (BCF/d)

Dry Production - 33.0

Total Supply - 84.7

[Next Report: September 23]

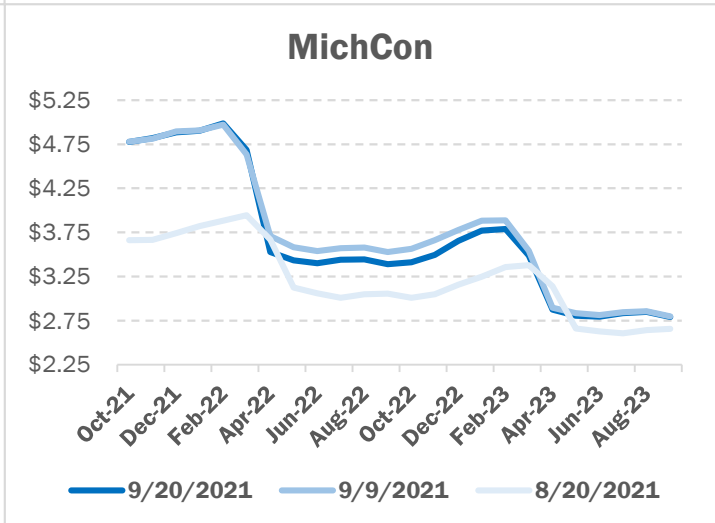
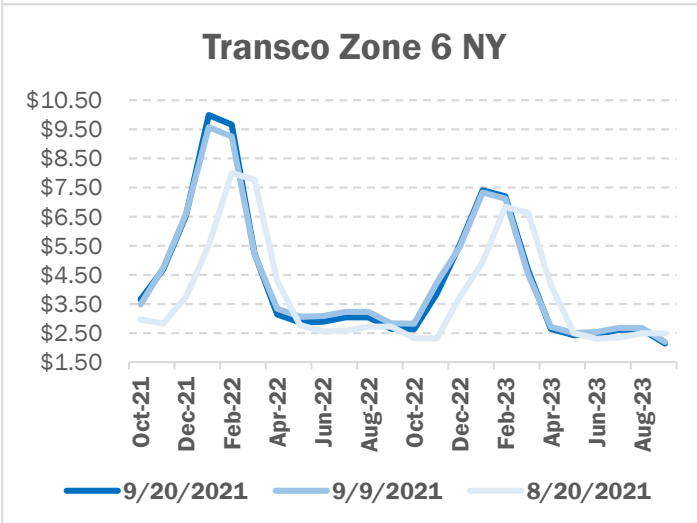
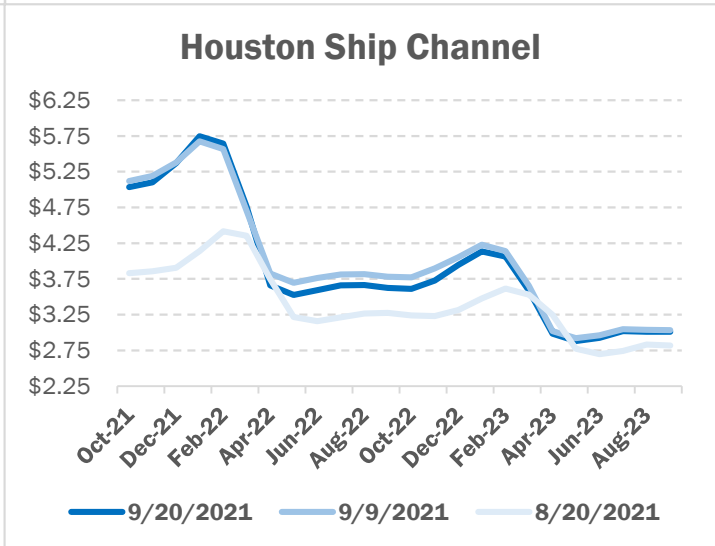
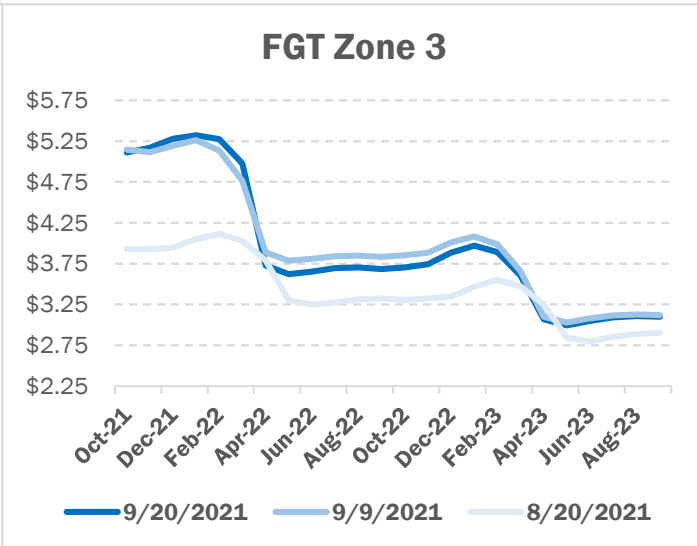
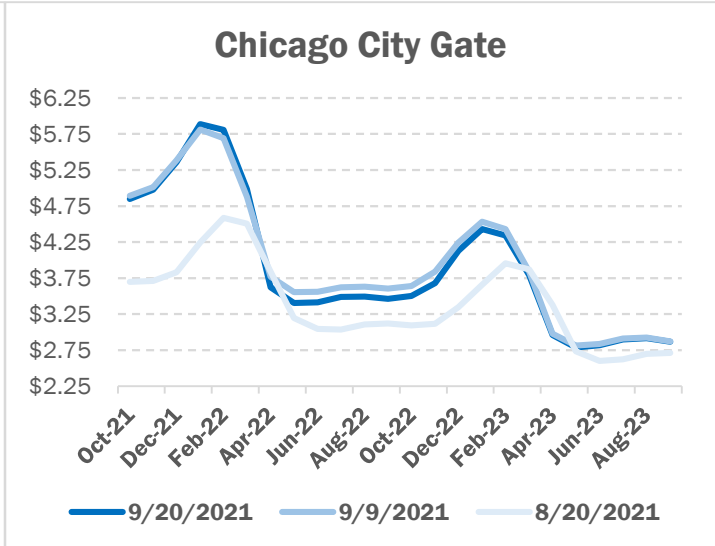
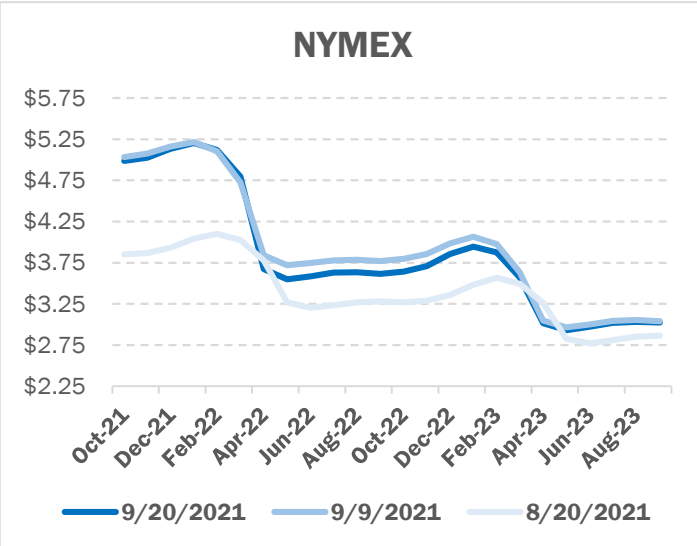
FIVE-DAY GRAPHICAL TROPICAL WEATHER OUTLOOK



# NATURAL GAS NEWS



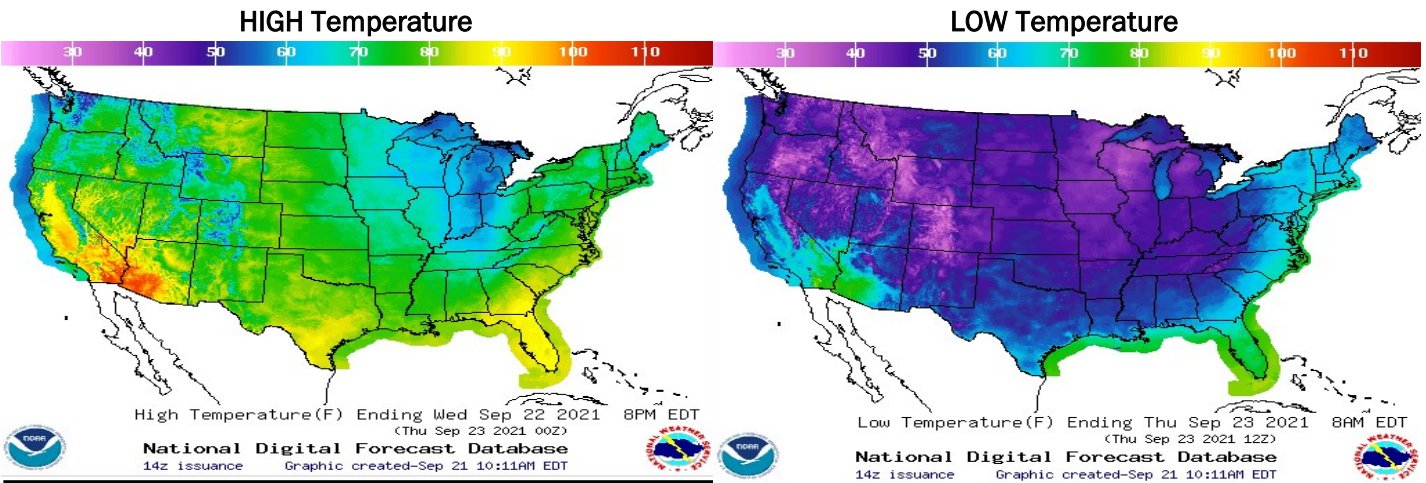
## NATURAL GAS BASIS FUTURES



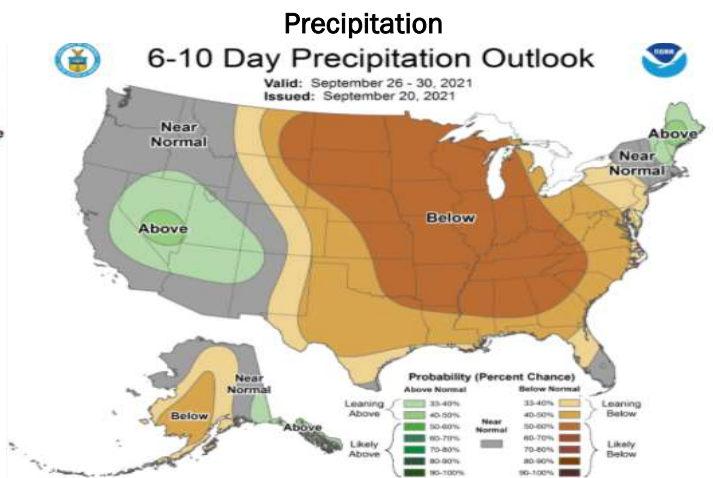
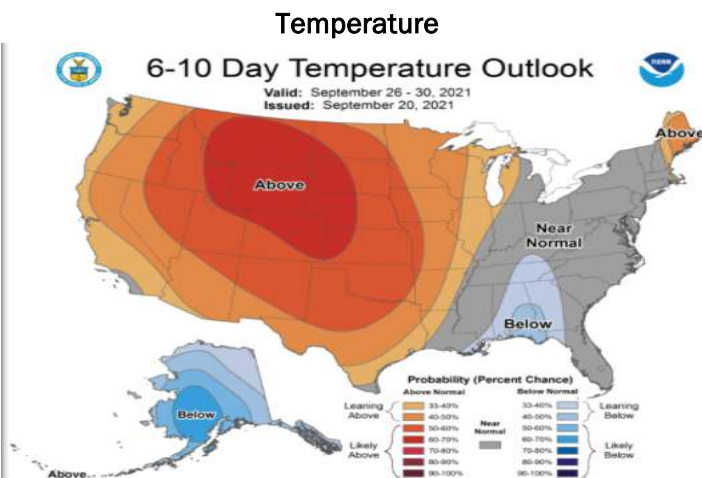
# NATURAL GAS NEWS



## WEATHER - HIGH / LOW TEMPERATURE - TOMORROW



## WEATHER - 6 - 10 DAY OUTLOOK - NOAA



## WEATHER - 8 - 14 DAY OUTLOOK - NOAA

