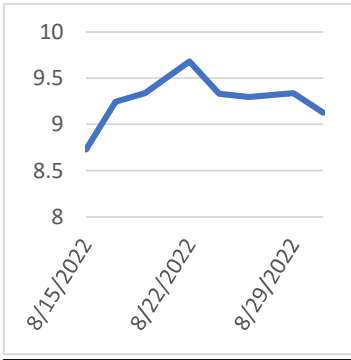


NATURAL GAS



Friday, September 2, 2022

**Last Week's Prompt
NYMEX**



NYMEX NG Futures

Month	Close	Change
Oct-22	9.127	(0.209)
Nov-22	9.189	(0.211)
Dec-22	9.326	(0.206)
Jan-23	9.396	(0.196)
Feb-23	9.013	(0.141)
Mar-23	7.66	(0.047)
Apr-23	5.925	(0.021)
May-23	5.753	(0.016)
Jun-23	5.798	(0.018)
Jul-23	5.846	(0.019)
Aug-23	5.858	(0.019)
Sep-23	5.842	(0.019)
Oct-23	5.897	(0.013)
Nov-23	6.068	(0.001)
Dec-23	6.305	0.006
Jan-24	6.45	0.002
Feb-24	6.198	0.002
Mar-24	5.682	(0.006)
Apr-24	4.887	(0.020)
May-24	4.795	(0.024)
Jun-24	4.863	(0.024)
Jul-24	4.937	(0.023)
Aug-24	4.974	(0.020)
Sep-24	4.957	(0.018)
1 YR STRIP	7.3944	(0.093)
2021	8.1736	(0.131)

IN THE NEWS

POLL-U.S. natgas stockpiles seen up 58 bcf In week to Aug. 26

U.S. utilities likely added a larger-than-usual 58 billion cubic feet (bcf) of natural gas to storage last week, a Reuters poll showed on Wednesday. That injection for the week ending Aug. 26 compares with a build of 21 bcf during the same week a year ago and a five-year (2017-2021) average injection of 46 bcf. In the week ended Aug. 19, utilities added 60 bcf of gas to storage. USOILN=ECl. The forecast for the week ended Aug. 26 would lift stockpiles to 2.637 trillion cubic feet (tcf), about 11.5% below the five-year average and 8.1% below the same week a year ago. The U.S. Energy Information Administration will release its weekly storage report at 10:30 a.m. EDT (1430 GMT) on Thursday. The projected build would come despite the relatively warmer conditions that boost demand for the fuel to keep air conditioners h... For more info go to <https://bit.ly/3CUKKPe>

As natural gas prices jump, shale oil firms get gassy

Natural gas a few years ago was so unwanted that U.S. shale oil producers sold it at cost just to pump more oil. Today, prices are near 14-year highs, and new export terminals are rising along with production forecasts. The result is an earnings bonanza for companies that once shunned the fuel as an annoying by-product. U.S. benchmark natural gas prices in late August topped \$10 per million British thermal units (mmBtu), a level not seen since 2008, and the boom-bust cycles from North American demand appear to have been broken amid surging exports. The U.S. fuel has become key to Western Europe cutting its reliance on Russian gas. Liquefied gas exports this year have averaged 11.5 billion cubic feet per day, up 18% year-over-year. There are at least four new export projects under construct... For more info go to <https://reut.rs/3RrIHHk>

U.S. natgas futures hold tight range ahead of storage report

U.S. natural gas futures ticked higher on Thursday, but held a tight range as the market awaited a federal government report expected to show last week's storage build was much bigger than normal. Front-month gas futures NGc1 for October delivery were up 9.2 cents, or 1%, to \$9.22 per million British thermal units (mmBtu) by 9:28 a.m. EDT (1328 GMT). Analysts forecast that U.S. utilities added 58 billion cubic feet (bcf) of gas to storage during the week ended Aug. 26. That compares with an increase of 21 bcf in the same week last year and a five-year average increase of 46 bcf. EIA/GAS. If correct, last week's increase would boost stockpiles to 2.637 trillion cubic feet (tcf), or 11.5% below the five-year average for this time of the year. However, "a further reduction in the supply shortfall will likely prove l... For more info go to <https://reut.rs/3TF5U9K>

Prompt Natural Gas (NG)

Daily Sentiment

BULLISH



RESISTANCE

9.336 & 9.545

SUPPORT

8.866 & 8.605

NATURAL GAS

Futures	Close
NG	\$9.127
Volume	73,162
Open Int.	119,532

Contact Us



Mansfield Energy Corp

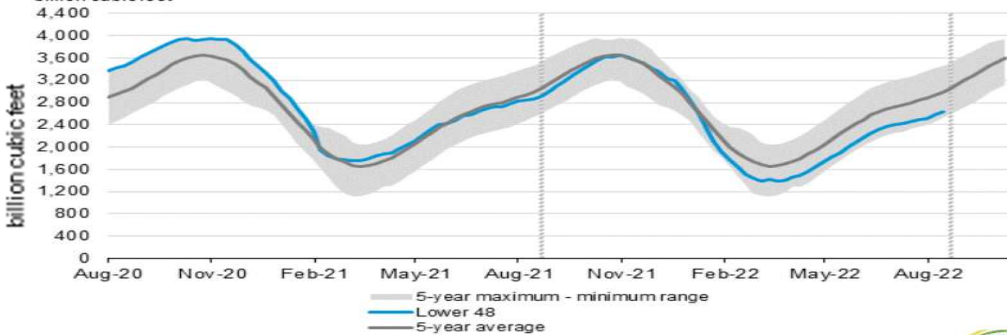
1025 Airport Pkwy
Gainesville, GA 30501
www.mansfield.energy

info@mansfieldoil.com
Phone: (800) 695 - 6626

NATURAL GAS NEWS



WEEKLY GAS IN UNDERGROUND STORAGE WITH 5-YR RANGE



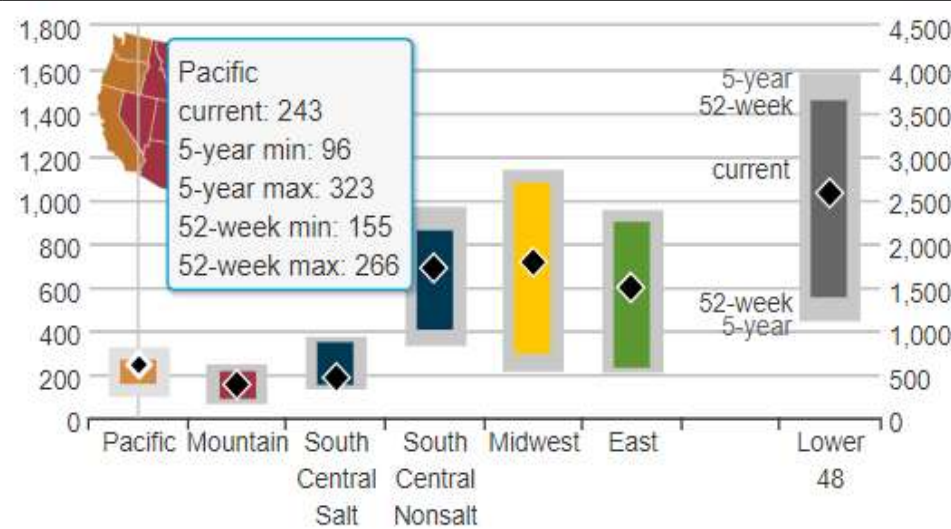
for week ending August 26, 2022 | Released: September 01, 2022 | Next Release: September 08, 2022

EIA Weekly Storage Actual and Surveys for August 26, 2022

Released September 01, 2022

Range 56 to 62
Investing.com 58

UNDERGROUND WORKING NAT GAS STORAGE AS OF 08/19/2022



Total Working Gas In Storage

2640 BCF

61 BCF (LAST WEEK)
-338 BCF (LAST YEAR)
-228 BCF (5-YEAR AVG)

U.S. Natural Gas Supply

Gas Week -

Average Daily Values (BCF/D):

Last Year (BCF/d)

Dry Production - 94.3

Total Supply - 99.2

Last Week (BCF/d)

Dry Production - 97.0

Total Supply - 101.6

[Next Report: September 01]

U.S. Natural Gas Demand

Gas Week -

Average Daily Values (BCF/D):

Last Year (BCF/d)

Power - 40.3

Total Demand - 93.2

Last Week (BCF/d)

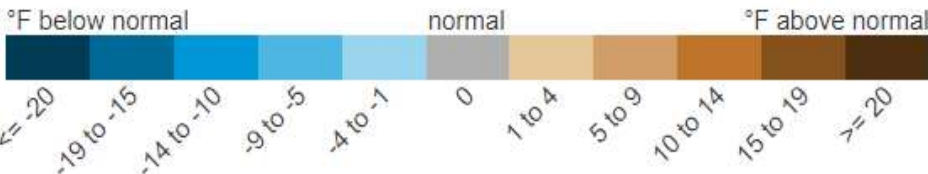
Power - 38.5

Total Demand - 91.7

[Next Report: September 01]

REGIONAL AVG TEMPERATURES AND DEPARTURE FROM NORMAL

	Aug 12	Aug 13	Aug 14	Aug 15	Aug 16	Aug 17	Aug 18	Aug 19	Aug 20	Aug 21	Aug 22	Aug 23	Aug 24	Aug 25
East	74	70	71	72	72	72	72	74	76	75	75	75	76	76
Midwest	68	68	69	70	69	70	70	71	71	71	71	71	72	73
South Central	82	82	82	83	83	81	80	79	80	79	78	78	78	80
Mountain	76	75	75	74	73	74	74	72	70	72	73	74	75	74
Pacific	73	73	74	75	75	77	76	76	74	73	74	74	75	76
Lower 48	74	73	73	74	74	74	74	74	75	74	74	74	75	76



MANSFIELDS' STORAGE FORECAST

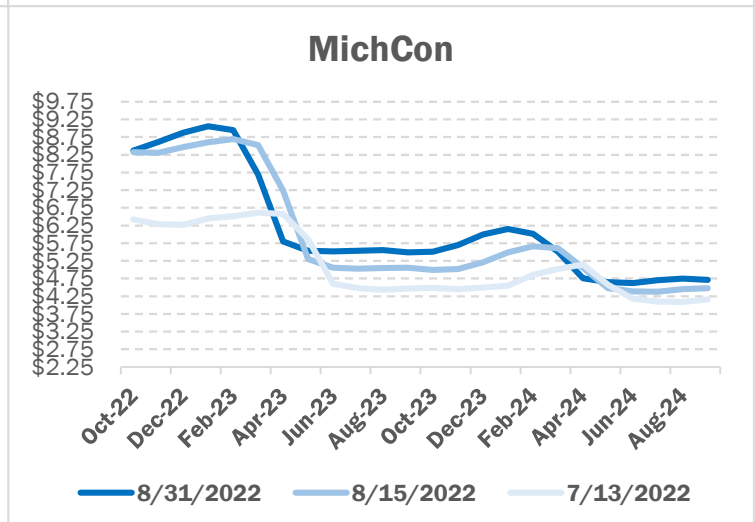
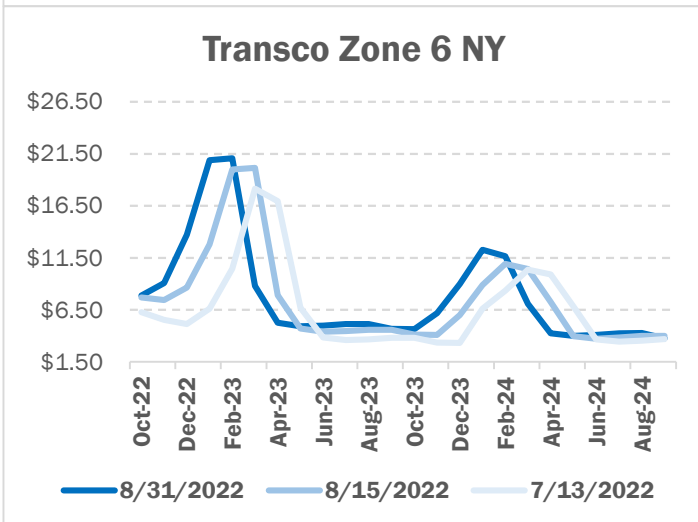
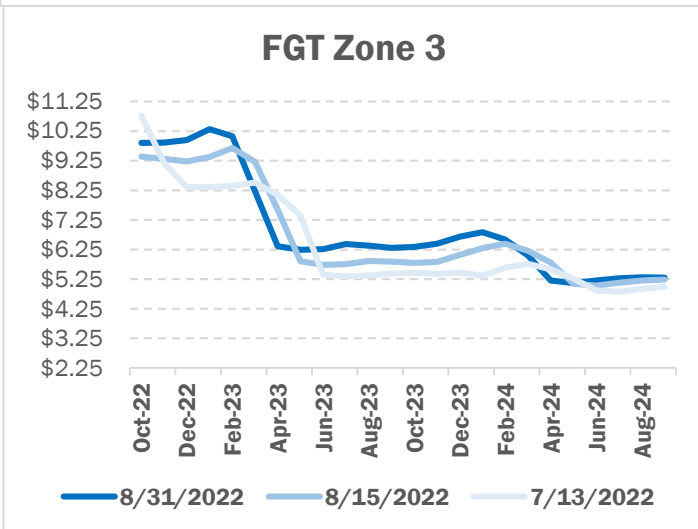
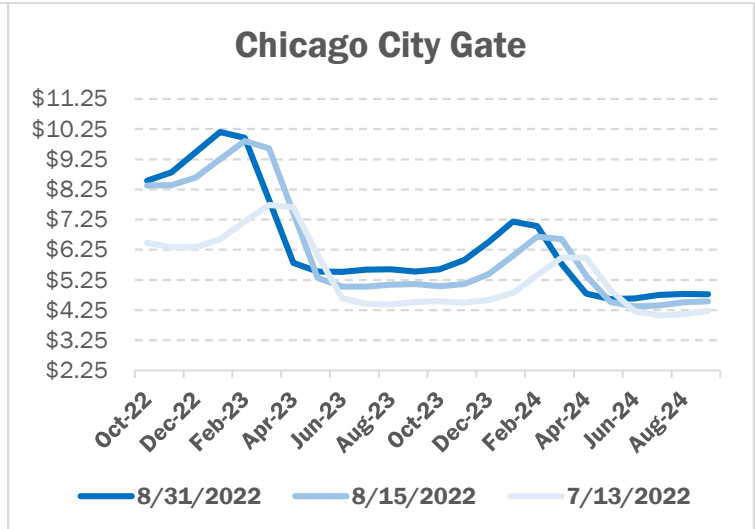
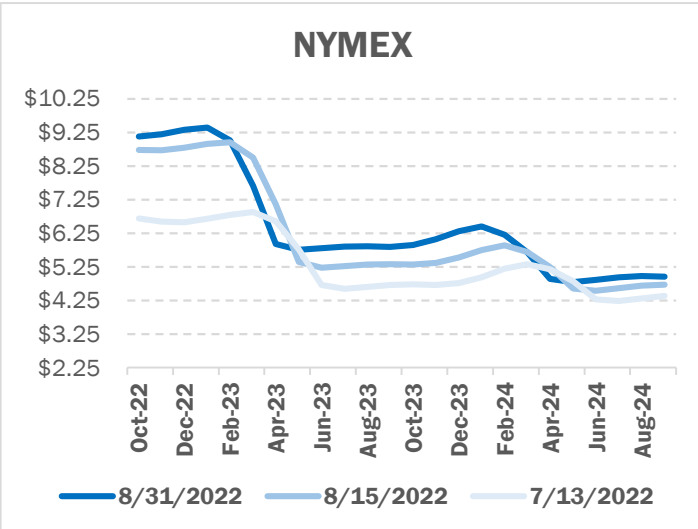
For week ending 9/8/2022

80

NATURAL GAS NEWS



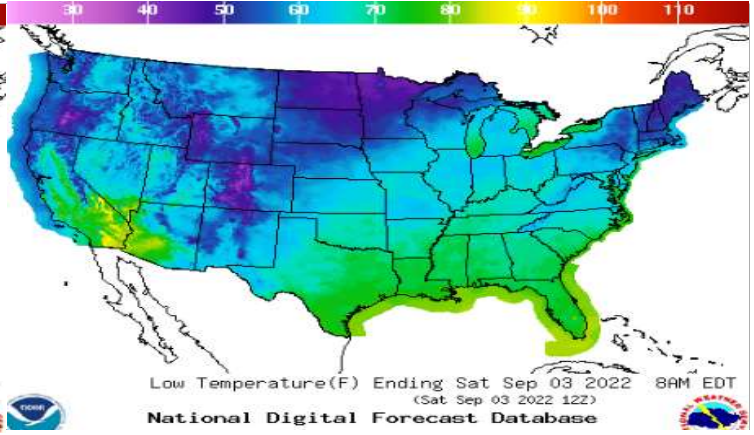
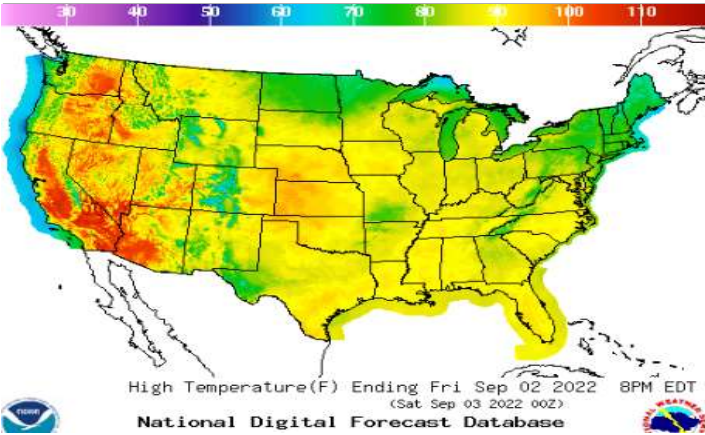
NATURAL GAS BASIS FUTURES



WEATHER - HIGH / LOW TEMPERATURE - TOMORROW

HIGH Temperature

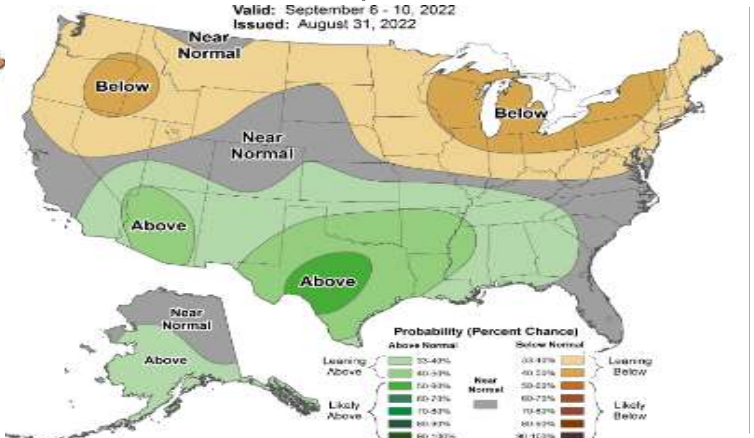
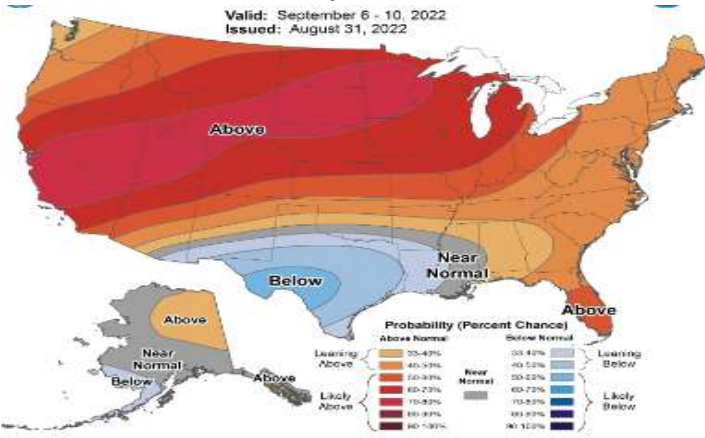
LOW Temperature



WEATHER - 6 - 10 DAY OUTLOOK - NOAA

Temperature

Precipitation



WEATHER - 8 - 14 DAY OUTLOOK - NOAA

Temperature

Precipitation

