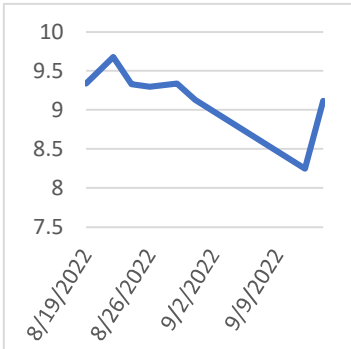


NATURAL GAS



Friday, September 16, 2022

Last Week's Prompt NYMEX



IN THE NEWS

U.S. natgas futures up 1% on forecasts for warmer weather

U.S. natural gas futures edged up about 1% to a fresh one-week high on Tuesday on forecasts for warmer weather over the next two weeks than previously expected. That small increase occurred even though output was still on track to reach a record monthly high and forecasts for lower demand next week than previously expected. It also coincided with the ongoing outage at the Freeport liquefied natural gas (LNG) export plant in Texas, which has left more gas in the United States for utilities to inject into stockpiles for next winter. Freeport, the second-biggest U.S. LNG export plant, was consuming about 2 billion cubic feet per day (bcfd) of gas before it shut on June 8. Freeport LNG expects the facility to return to at least partial service in early to mid-November. Front-month gas futures... For more info go to <https://reut.rs/3eW0uaq>

Prompt Natural Gas (NG)

Daily Sentiment

BULLISH



RESISTANCE

9.46 & 9.805

SUPPORT

8.547 & 7.979

NYMEX NG Futures

Month	Close	Change
Oct-22	9.114	0.865
Nov-22	9.167	0.880
Dec-22	9.31	0.890
Jan-23	9.407	0.890
Feb-23	9.073	0.867
Mar-23	7.85	0.793
Apr-23	5.954	0.407
May-23	5.779	0.389
Jun-23	5.823	0.386
Jul-23	5.872	0.384
Aug-23	5.882	0.383
Sep-23	5.861	0.380
Oct-23	5.926	0.379
Nov-23	6.09	0.362
Dec-23	6.32	0.347
Jan-24	6.471	0.348
Feb-24	6.209	0.316
Mar-24	5.664	0.252
Apr-24	4.876	0.191
May-24	4.776	0.168
Jun-24	4.842	0.168
Jul-24	4.916	0.168
Aug-24	4.946	0.165
Sep-24	4.935	0.167
1 YR STRIP	7.4243	0.626
2021	8.2068	0.748

Nat-Gas Prices Moderately Higher On Hotter U.S. Temps

Oct nat-gas Wednesday posted moderate gains on the outlook for warmer U.S. temperatures to boost nat-gas demand from electricity suppliers to power air conditioning. The Commodity Weather Group said Tuesday that above-normal temperatures are forecast from Texas to New York from September 18-22. However, ramped-up U.S. nat-gas production limited gains in prices Tuesday after lower-48 state total gas production on Monday climbed to a record 101.1 bcf. Lower-48 state total gas production on Tuesday was 98.6 bcf, up +5.8% y/y. Lower-48 state total gas demand on Tuesday was 66.6 bcf/day, down -1.6% y/y. LNG net flow to U.S. LNG export terminals Tuesday was 11.1 bcf/day, down -1.4% w/w. An increase in U.S. electricity output is bullish for nat-gas demand from utility providers. The Edison Electric Institute reporte... For more info go to <https://bit.ly/3QPzLtm>

NATURAL GAS

Futures	Close
NG	\$9.114
Volume	70,070
Open Int.	74,159

Contact Us



Mansfield Energy Corp

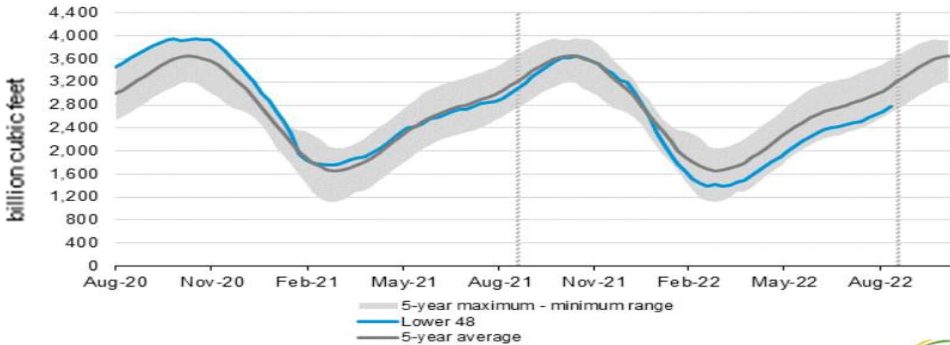
1025 Airport Pkwy
Gainesville, GA 30501
www.mansfield.energy

info@mansfieldoil.com
Phone: (800) 695 - 6626

NATURAL GAS NEWS



WEEKLY GAS IN UNDERGROUND STORAGE WITH 5-YR RANGE



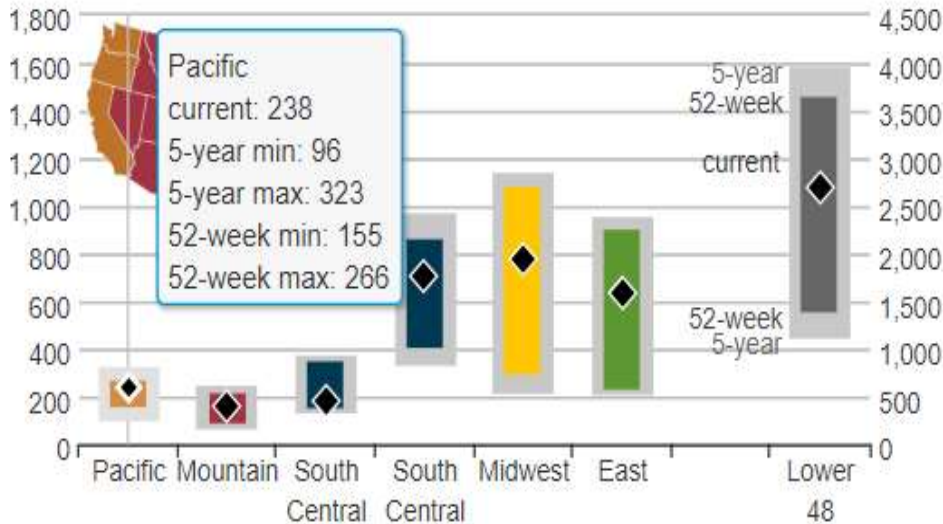
for week ending September 09, 2022 | Released: September 18, 2022 | Next Release: September 22, 2022

EIA Weekly Storage Actual and Surveys for September 9, 2022

Released September 18, 2022

Range 69 to 77
Investing.com 73

UNDERGROUND WORKING NAT GAS STORAGE AS OF 09/02/2022



Total Working Gas In Storage

2771 BCF

77 BCF (LAST WEEK)
-354 BCF (LAST YEAR)
-223 BCF (5-YEAR AVG)

U.S. Natural Gas Supply

Gas Week -

Average Daily Values (BCF/D):

Last Year (BCF/d)

Dry Production - 91.8
Total Supply - 96.3

Last Week (BCF/d)

Dry Production - 98.9
Total Supply - 104.5

[Next Report: September 01]

U.S. Natural Gas Demand

Gas Week -

Average Daily Values (BCF/D):

Last Year (BCF/d)

Power - 34.4
Total Demand - 85.9

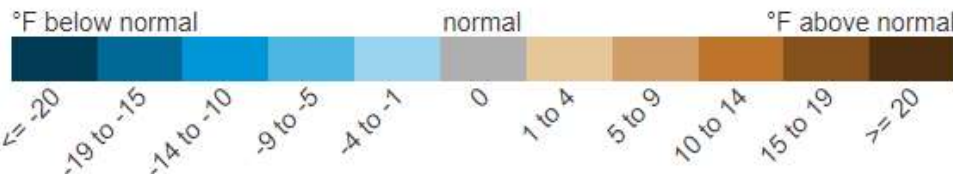
Last Week (BCF/d)

Power - 71.6
Total Demand - 95.0

[Next Report: September 01]

REGIONAL AVG TEMPERATURES AND DEPARTURE FROM NORMAL

	Aug 26	Aug 27	Aug 28	Aug 29	Aug 30	Aug 31	Sep 01	Sep 02	Sep 03	Sep 04	Sep 05	Sep 06	Sep 07	Sep 08
East	76	76	75	77	78	75	73	71	73	75	74	73	72	71
Midwest	72	72	74	76	72	71	72	73	72	69	69	71	70	70
South Central	81	82	83	82	80	80	79	79	79	77	77	78	80	78
Mountain	73	73	73	74	75	76	77	76	74	75	76	77	80	78
Pacific	74	71	69	72	74	77	78	78	77	78	79	80	81	79
Lower 48	75	75	75	76	76	75	75	74	74	74	74	75	75	74



MANSFIELDS' STORAGE FORECAST

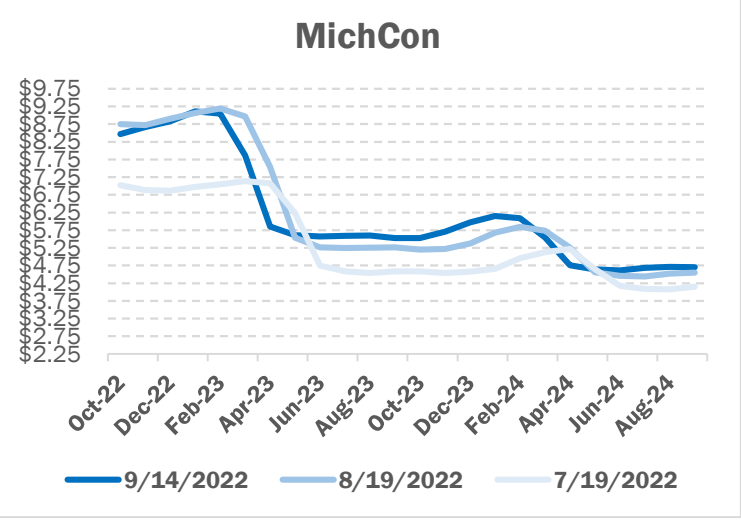
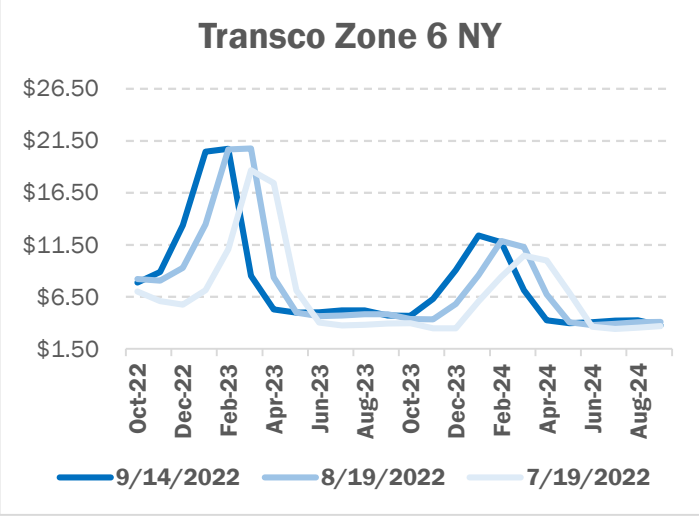
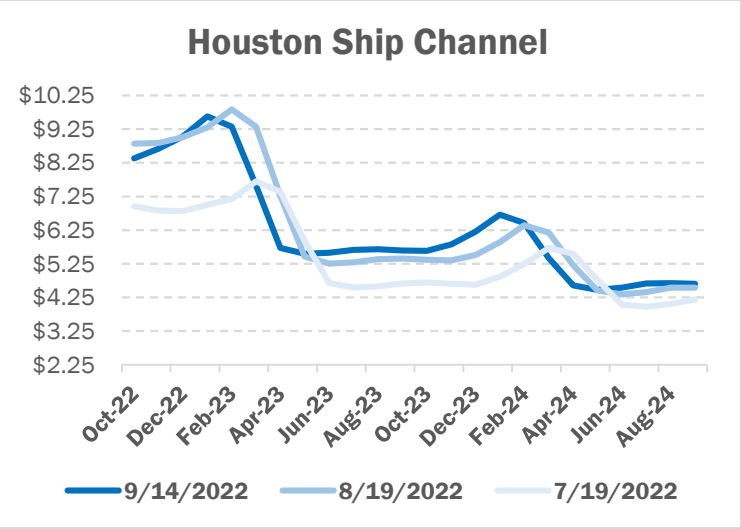
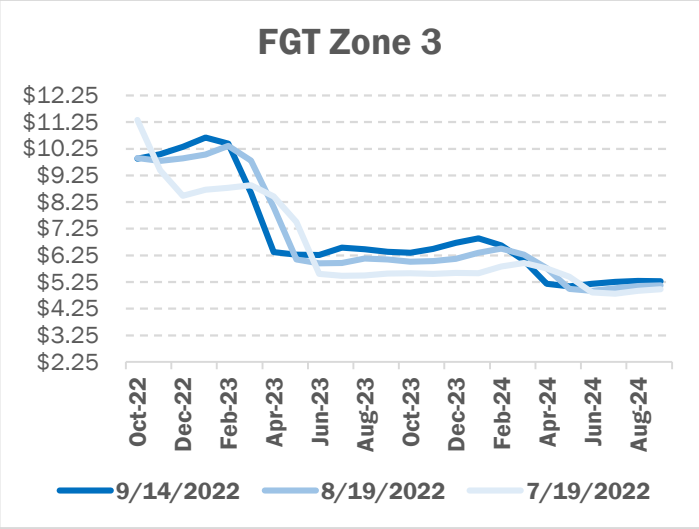
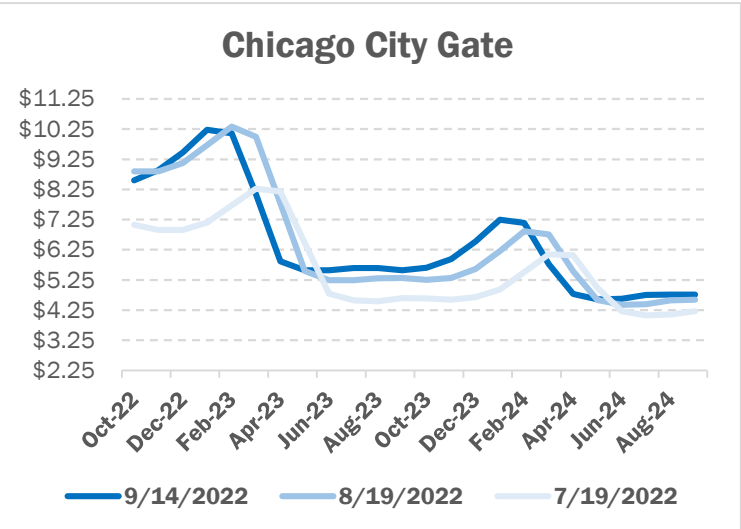
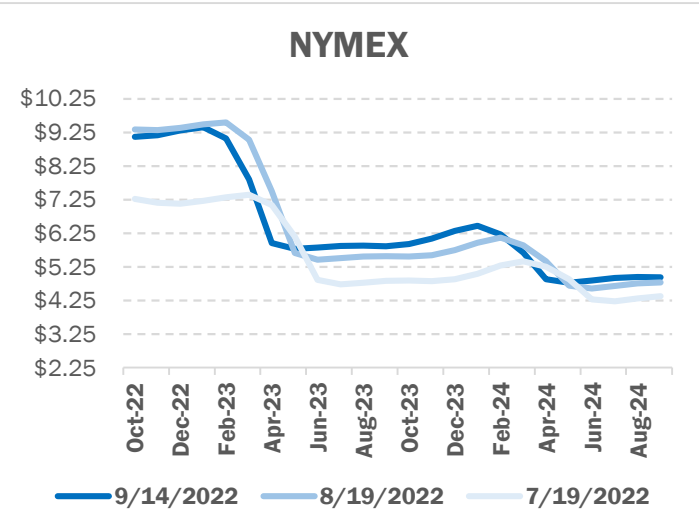
For week ending 9/22/2022

75

NATURAL GAS NEWS



NATURAL GAS BASIS FUTURES



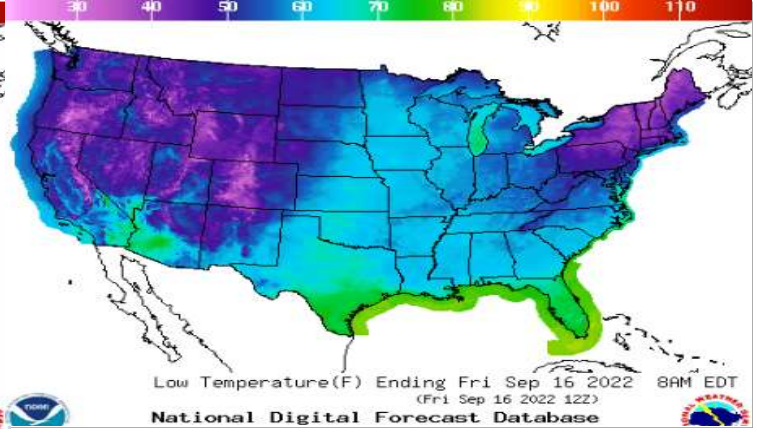
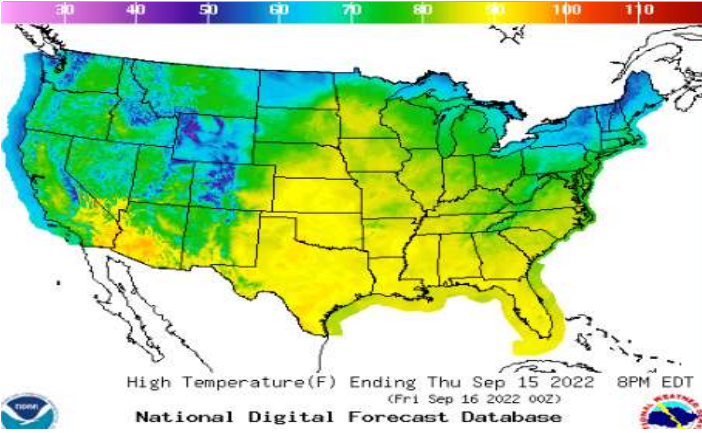
NATURAL GAS NEWS



WEATHER - HIGH / LOW TEMPERATURE - TOMORROW

HIGH Temperature

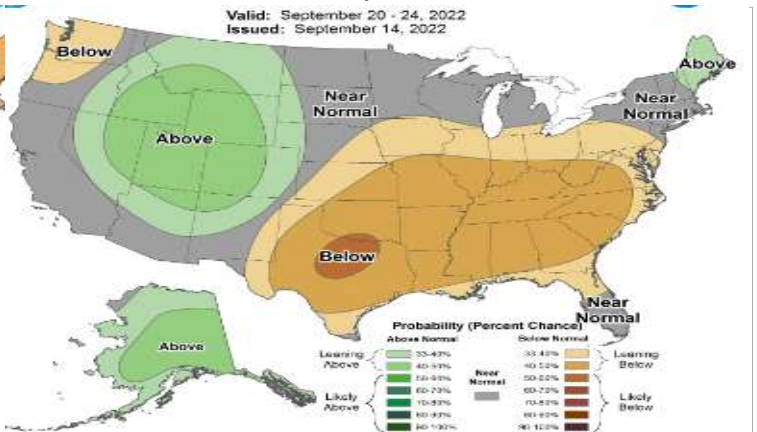
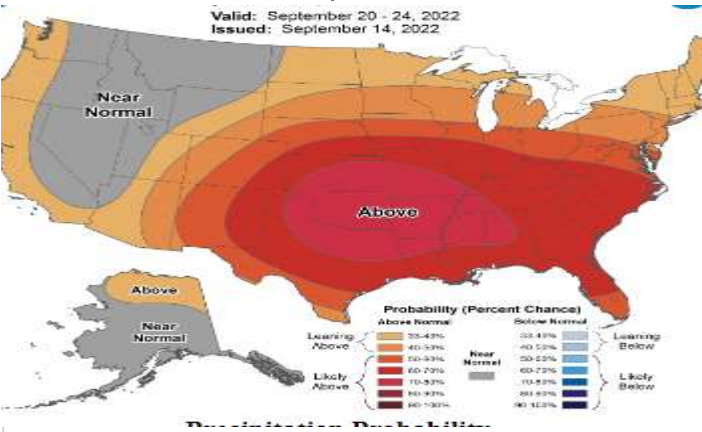
LOW Temperature



WEATHER - 6 - 10 DAY OUTLOOK - NOAA

Temperature

Precipitation



WEATHER - 8 - 14 DAY OUTLOOK - NOAA

Temperature

Precipitation

