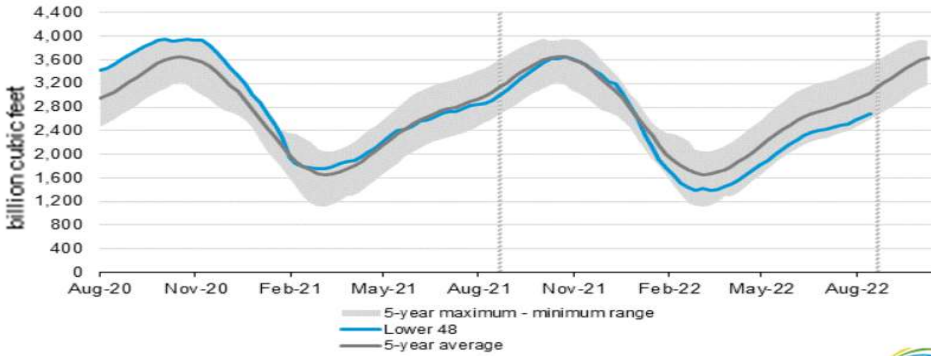




NATURAL GAS NEWS

WEEKLY GAS IN UNDERGROUND STORAGE WITH 5-YR RANGE



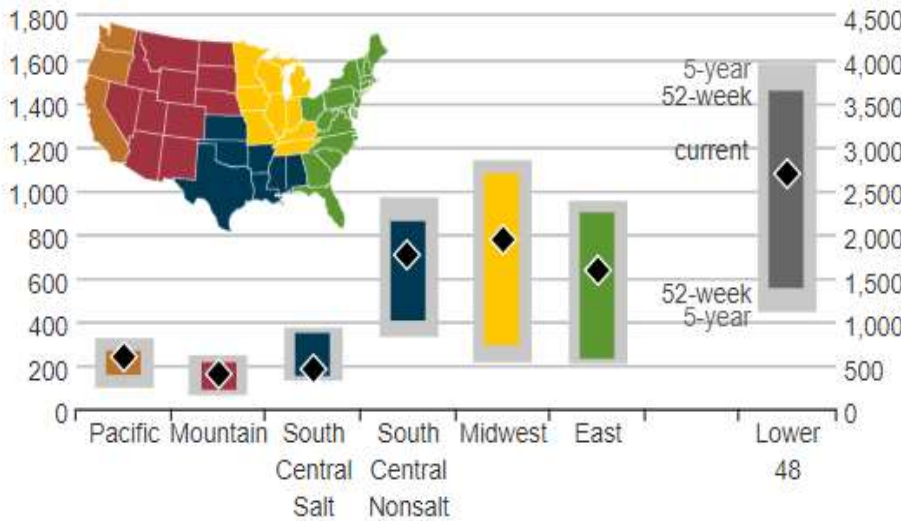
for week ending September 02, 2022 | Released: September 08, 2022 | Next Release: September 15, 2022

EIA Weekly Storage Actual and Surveys for September 2, 2022

Released September 08, 2022

Range 55 to 65
Investing.com 54

UNDERGROUND WORKING NAT GAS STORAGE AS OF 09/01/2022



Total Working Gas In Storage

2694 BCF

54 BCF (LAST WEEK)
-349 BCF (LAST YEAR)
-222 BCF (5-YEAR AVG)

U.S. Natural Gas Supply

Gas Week -

Average Daily Values (BCF/D):

Last Year (BCF/d)

Dry Production - 91.8

Total Supply - 96.3

Last Week (BCF/d)

Dry Production - 98.9

Total Supply - 104.5

[Next Report: September 01]

J.S. Natural Gas Demand

Gas Week -

Average Daily Values (BCF/D):

Last Year (BCF/d)

Lower - 34.4

Total Demand - 85.9

Last Week (BCF/d)

Lower - 71.6

Total Demand - 95.0

Next Report: September 01]

REGIONAL AVG TEMPERATURES AND DEPARTURE FROM NORMAL

degrees Fahrenheit

	Aug 26	Aug 27	Aug 28	Aug 29	Aug 30	Aug 31	Sep 01	Sep 02	Sep 03	Sep 04	Sep 05	Sep 06	Sep 07	Sep 08
East	76	76	75	77	78	75	73	71	73	75	74	73	72	71
Midwest	72	72	74	76	72	71	72	73	72	69	69	71	70	70
South Central	81	82	83	82	80	80	79	79	79	77	77	78	80	78
Mountain	73	73	73	74	75	76	77	76	74	75	76	77	80	78
Pacific	74	71	69	72	74	77	78	78	77	78	79	80	81	79
Lower 48	75	75	75	76	76	75	75	74	74	74	74	75	75	74



MANSFIELDS' STORAGE FORECAST

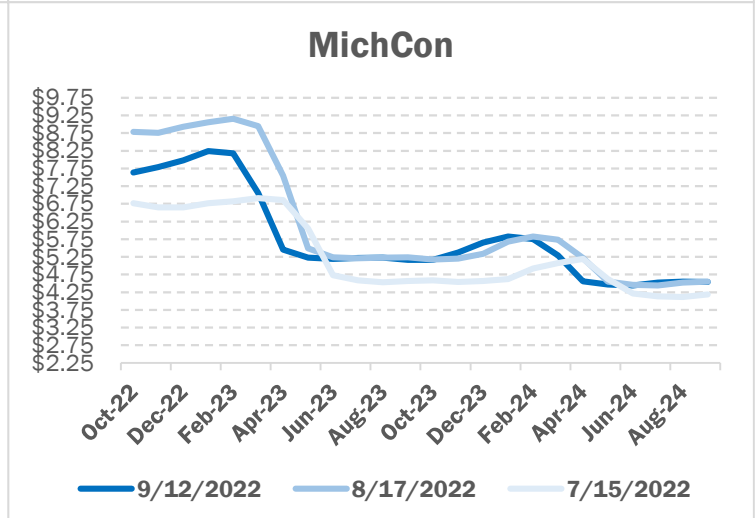
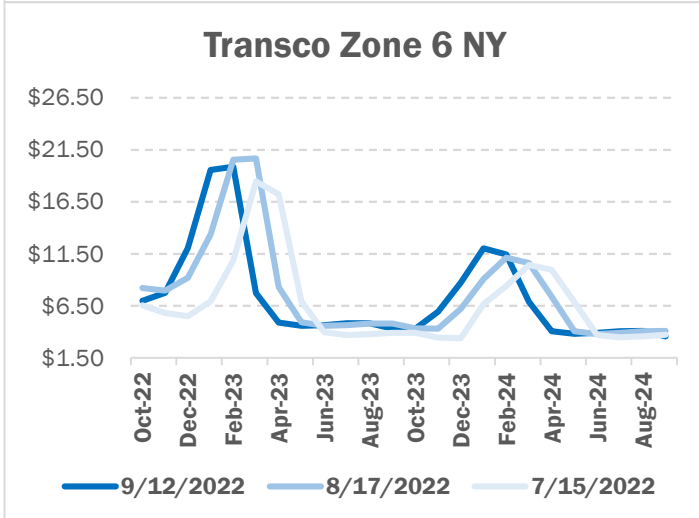
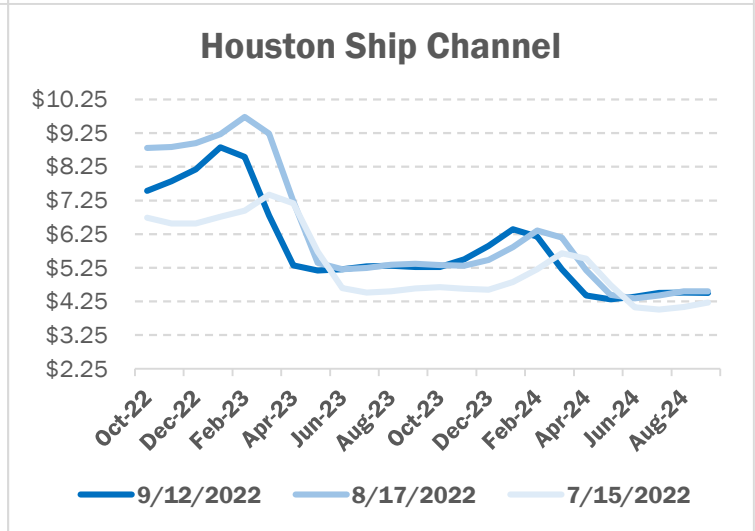
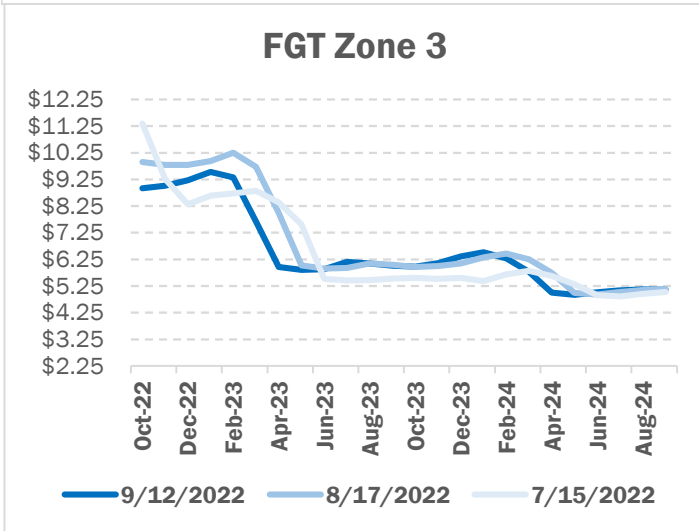
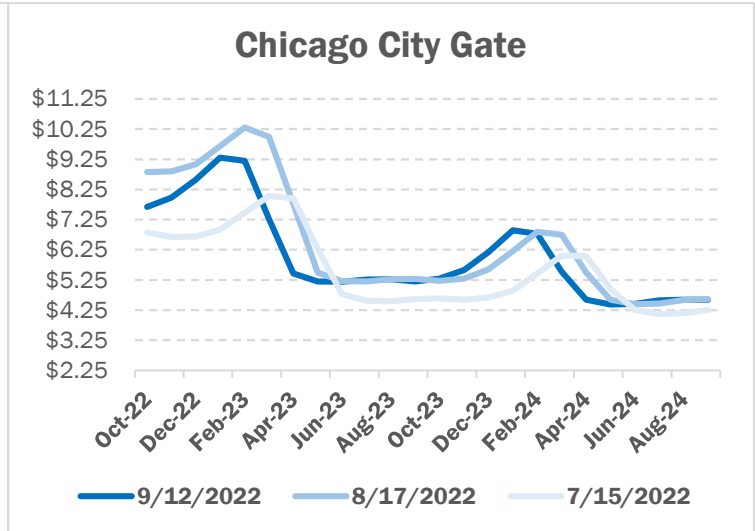
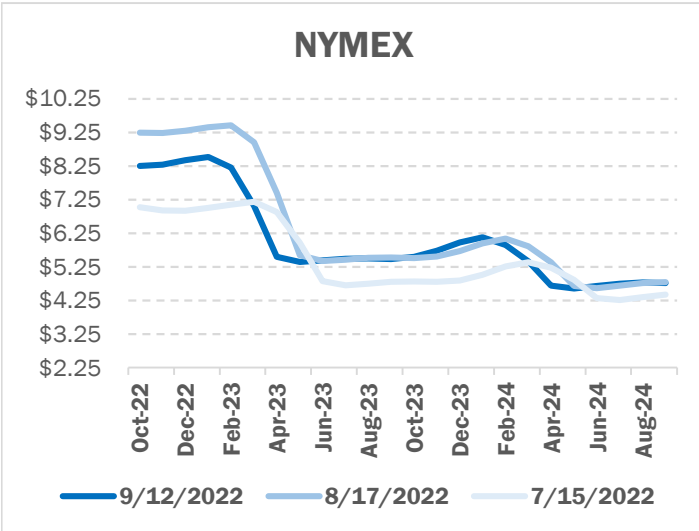
For week ending 9/16/2022

80

NATURAL GAS NEWS



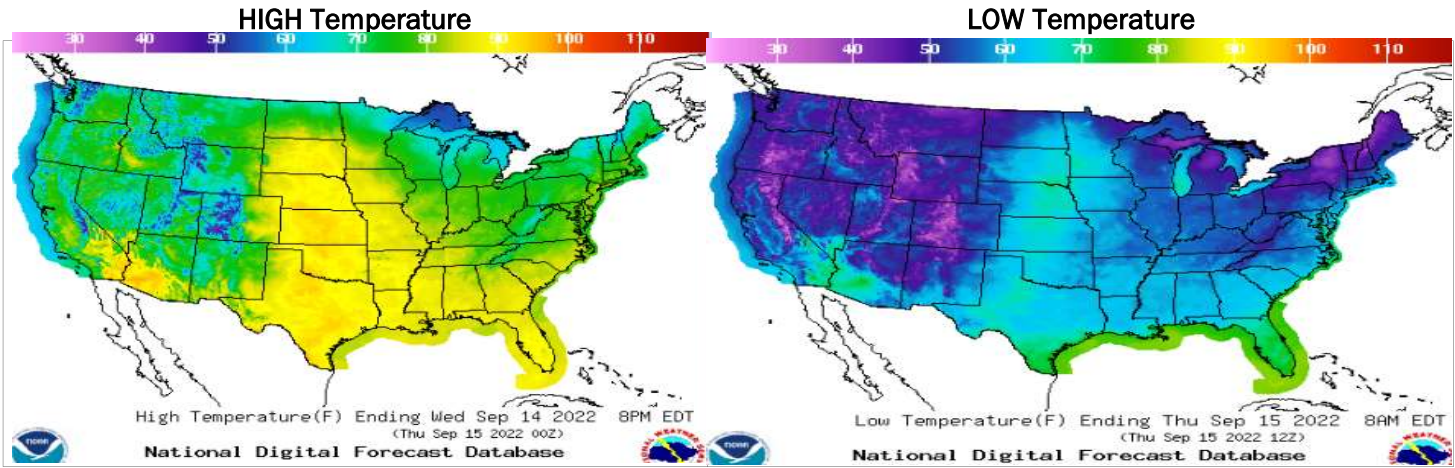
NATURAL GAS BASIS FUTURES



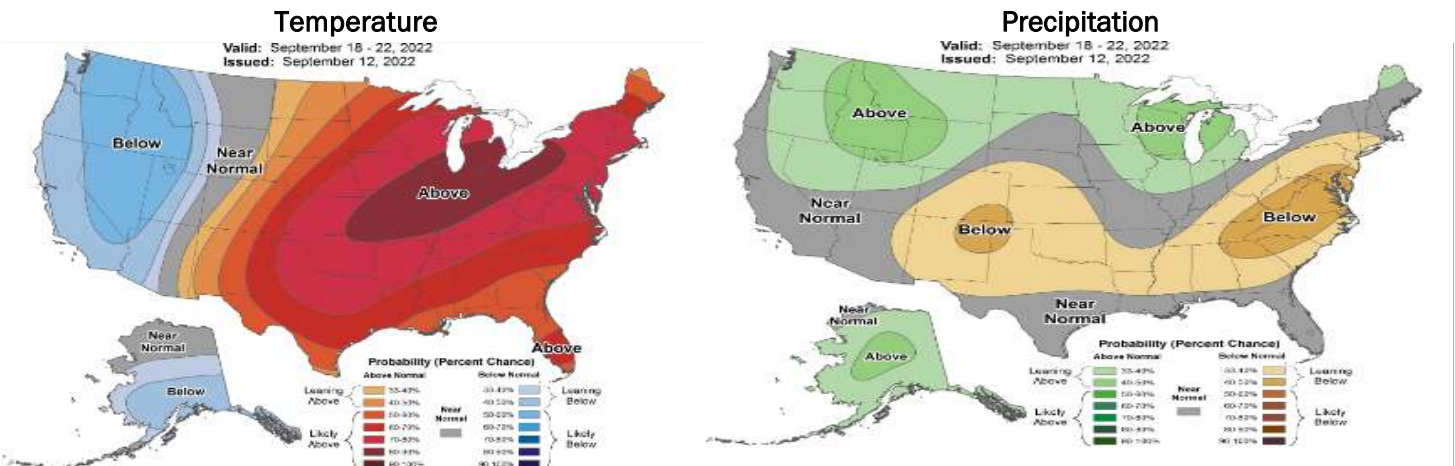
NATURAL GAS NEWS



WEATHER - HIGH / LOW TEMPERATURE - TOMORROW



WEATHER - 6 - 10 DAY OUTLOOK - NOAA



WEATHER - 8 - 14 DAY OUTLOOK - NOAA

