

# NATURAL GAS



NEWS

Thursday, September 2, 2021

## Last Week's Prompt NYMEX



NYMEX NG Futures

Month	Close	Change
Oct-21	4.615	0.238
Nov-21	4.663	0.238
Dec-21	4.749	0.234
Jan-22	4.798	0.235
Feb-22	4.683	0.227
Mar-22	4.321	0.189
Apr-22	3.553	0.083
May-22	3.442	0.069
Jun-22	3.467	0.069
Jul-22	3.499	0.069
Aug-22	3.506	0.067
Sep-22	3.492	0.065
Oct-22	3.521	0.064
Nov-22	3.582	0.061
Dec-22	3.708	0.061
Jan-23	3.782	0.055
Feb-23	3.689	0.045
Mar-23	3.399	0.030
Apr-23	2.876	0.009
May-23	2.804	0.008
Jun-23	2.836	0.008
Jul-23	2.875	0.009
Aug-23	2.886	0.009
Sep-23	2.873	0.009
1 YR STRIP	4.0657	0.149
2021	4.353	0.189

## IN THE NEWS

### U.S. natgas futures advance after Ida halts Gulf of Mexico output

Sept 1 (Reuters) - U.S. natural gas futures on Wednesday climbed toward a two-and-half year peak scaled earlier this week as key production facilities in the U.S. Gulf of Mexico remained offline while energy firms assessed the aftermath of Hurricane Ida. A total of 1.705 million barrels per day of oil production and 2.107 billion cubic feet per day (bcfd) of natural gas output remain shut following evacuations at 278 platforms due to Hurricane Ida, the Bureau of Safety and Environmental Enforcement said on Tuesday. "There have been some shut-ins recorded because of the recent storm and that has helped push the market higher. When supply is restored, the market will start to ease off," said Thomas Saal, senior vice president, energy at StoneX Financial Inc. Front-month gas futures NGc1 for October delivery gained 8... For more info go to <https://bit.ly/3kNMJdl>

### U.S. natgas closes at highest since 2018, marks monthly gain

Aug 31 (Reuters) - U.S. natural gas futures rose on Tuesday, ending at their best level since December 2018 and recording their fifth consecutive month of gains, in response to lowered production forecasts as traders monitored Hurricane Ida's impact on demand. "The production numbers are still very low, and at these levels, it is hard for prices to fall much, and they have plenty of room to go up," said John Abeln, an analyst at Refinitiv. U.S. production is forecast to dip to 89.4 billion cubic feet per day (bcfd) this week from 92.5 bcfd last week. Front-month gas futures NGc1 for October delivery rose 7.2 cents, or 1.7% to settle at \$4.377 per million British thermal units, their highest close since December 2018, despite falling as much as 2% earlier in the session on cautiousness over... For more info go to <https://bit.ly/3gWknwx>

### Natural Gas Price Fundamental Daily Forecast – Next Reaction Depends on

Natural gas futures soared to multi-year highs on Friday as radar showed Hurricane Ida appeared to be moving away from liquefied natural gas (LNG) export facilities as it spun toward New Orleans. LNG export demand has been one of the factors supporting natural gas prices this summer. So damage to facilities would have cut off deliveries. This would have been a bearish development. Bullish natural gas traders would prefer to see LNG continue to flow as much as possible to keep exports strong. Based on the current position of the hurricane, traders should know by Monday's early opening whether key LNG facilities have been hit by the storm or spared from damage. On Friday, October natural gas futures settled at \$4.388, up \$0.177 or +4.20%. As of midday Friday, close to half (48.8% of the natural gas produced in the G... For more info go to <https://yhoo.it/3Bxokzq>

## Prompt Natural Gas (NG) Daily Sentiment

**BULLISH**



RESISTANCE  
4.894 & 4.755  
SUPPORT  
4.427 & 4.238

## NATURAL GAS

Futures	Close
NG	\$4.62
Volume	244,057
Open Int.	92,347

## Contact Us



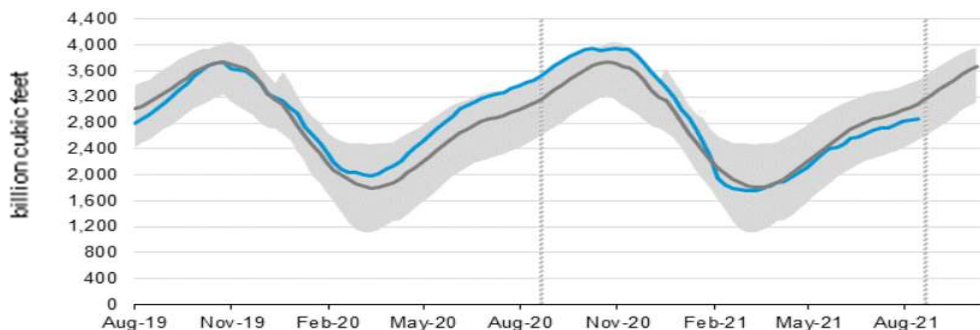
**Mansfield Energy Corp**  
1025 Airport Pkwy  
Gainesville, GA 30501  
[www.mansfield.energy](http://www.mansfield.energy)

info@mansfieldoil.com  
Phone: (800) 695 - 6626

# NATURAL GAS NEWS



## WEEKLY GAS IN UNDERGROUND STORAGE WITH 5-YR RANGE



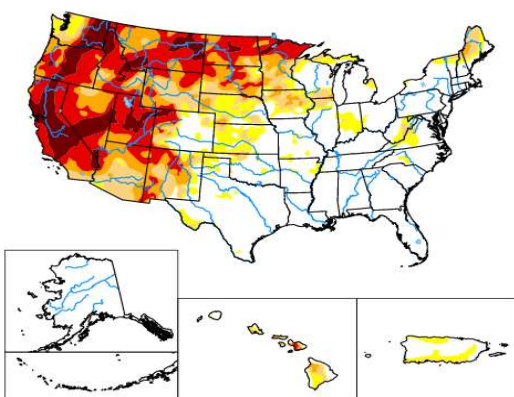
for week ending August 27, 2021 | Released: September 2, 2021 at 10:30 a.m. | Next Release: September 9, 2021

### EIA Weekly Storage Actual and Surveys for August 27, 2021

Released September 02, 2021

Range	45 to 15
Investing.com	43
NGI	17

## U.S. DROUGHT MONITOR



Map released: Thurs. September 2, 2021

Data valid: August 31, 2021 at 8 a.m. EDT

**Intensity**

None
D0 (Abnormally Dry)
D1 (Moderate Drought)
D2 (Severe Drought)
D3 (Extreme Drought)
D4 (Exceptional Drought)
No Data

**Authors**  
 United States and Puerto Rico Author(s):  
 David Simeral, Western Regional Climate Center  
 Pacific Islands and Virgin Islands Author(s):  
 Ahira Sanchez-Lugo, NOAA/NCEI

The Drought Monitor focuses on broad-scale conditions. Local conditions may vary. See accompanying text summary for forecast statements.

## Total Working Gas In Storage

# 2871 BCF

- +20 BCF (LAST WEEK)
- 3450 BCF (LAST YEAR)
- 222 BCF (5-YEAR AVG)

## U.S. Natural Gas Supply Gas Week 08/19 - 08/25

Average Daily Values (BCF/D):

### Last Year (BCF/d)

Dry Production -	89.5
Total Supply -	94.5
<b>Last Week (BCF/d)</b>	
Dry Production -	93.0
Total Supply -	98.0

[Next Report: September 02]

## U.S. Natural Gas Supply Gas Week -

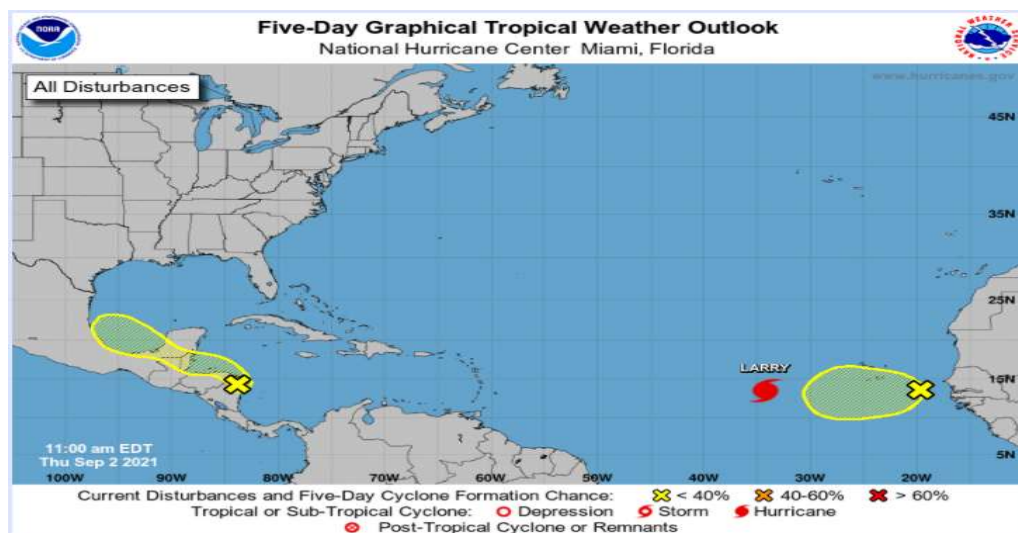
Average Daily Values (BCF/D):

### Last Year (BCF/d)

Dry Production -	40.9
Total Supply -	87.1
<b>Last Week (BCF/d)</b>	
Dry Production -	38.7
Total Supply -	91.1

[Next Report: September 02]

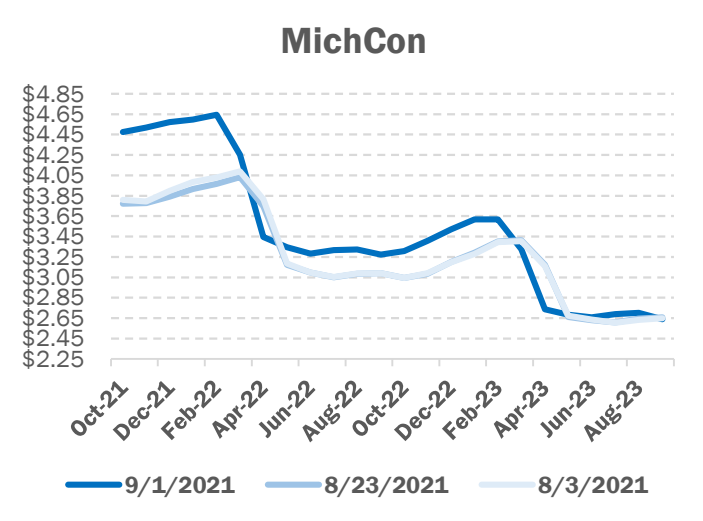
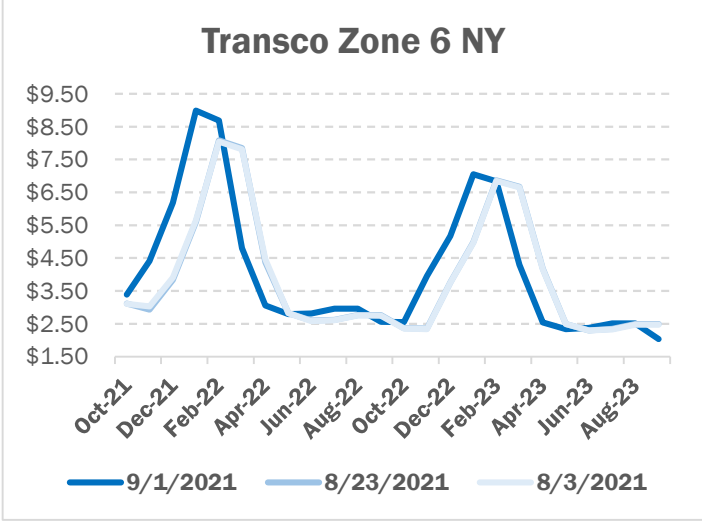
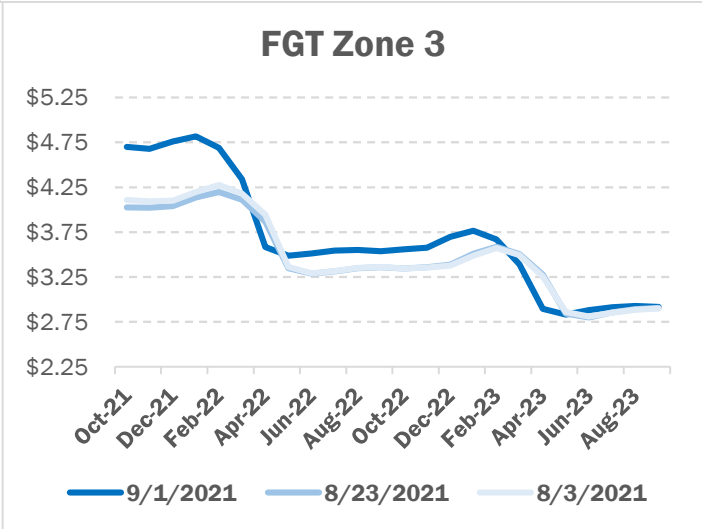
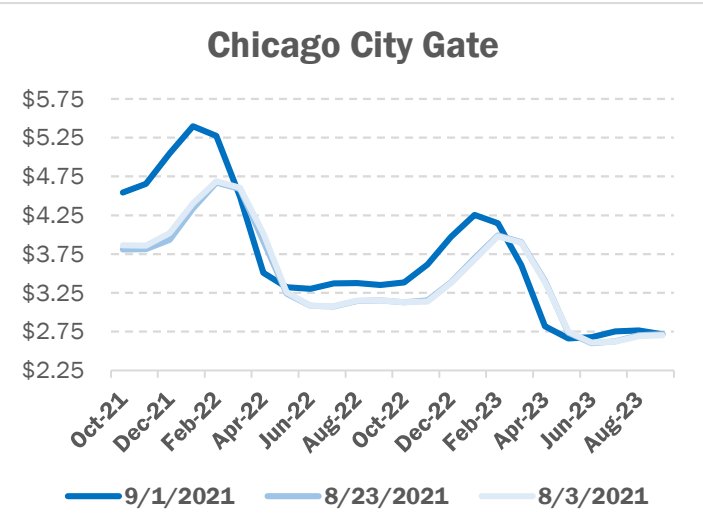
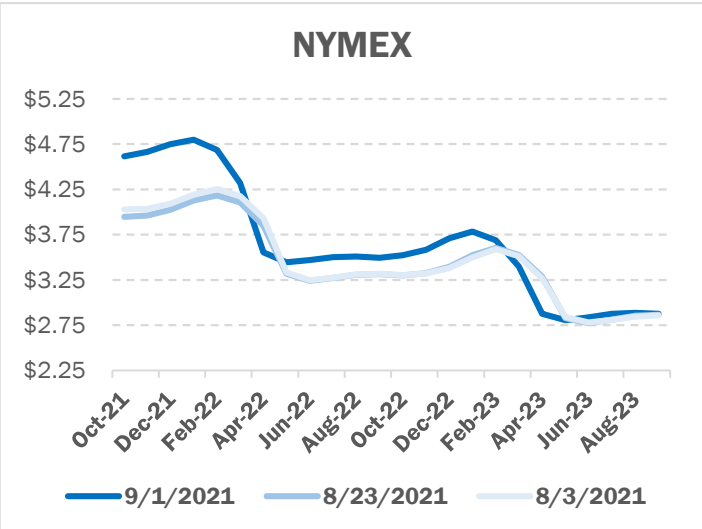
## FIVE-DAY GRAPHICAL TROPICAL WEATHER OUTLOOK



# NATURAL GAS NEWS



## NATURAL GAS BASIS FUTURES

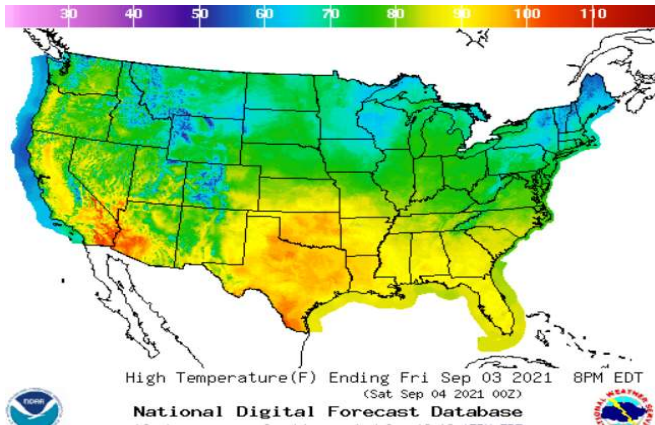


# NATURAL GAS NEWS

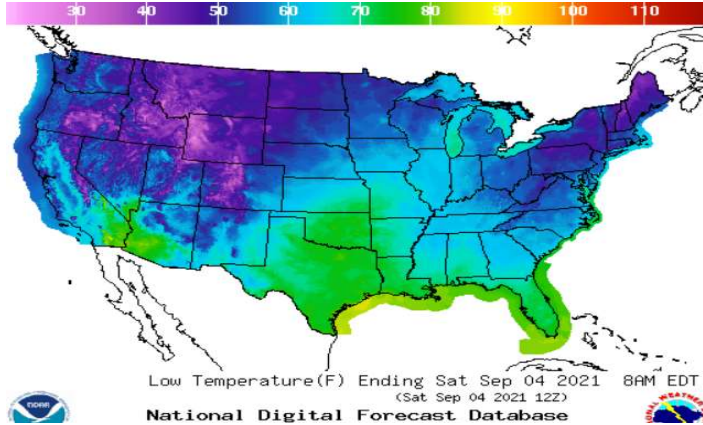


## WEATHER - HIGH / LOW TEMPERATURE - TOMORROW

### HIGH Temperature

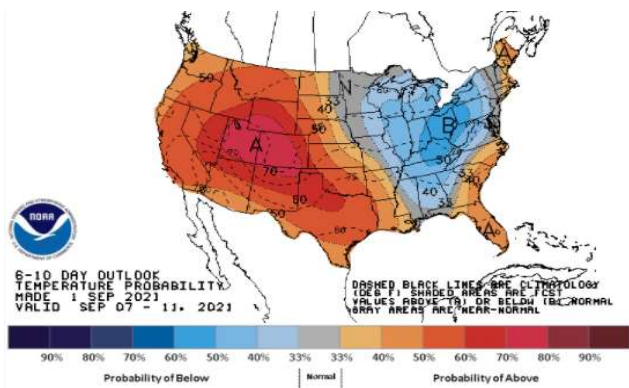


### LOW Temperature

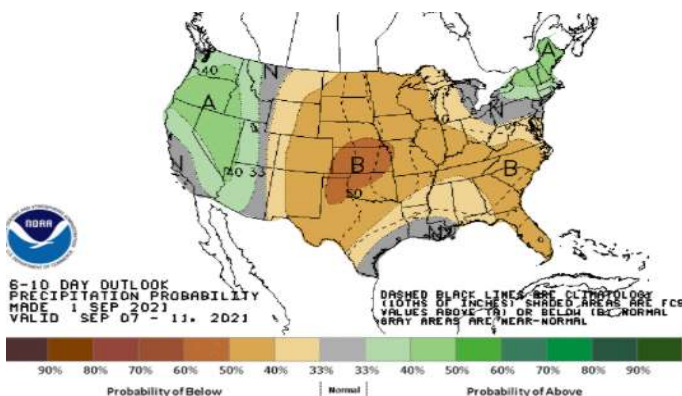


## WEATHER - 6 - 10 DAY OUTLOOK - NOAA

### Temperature

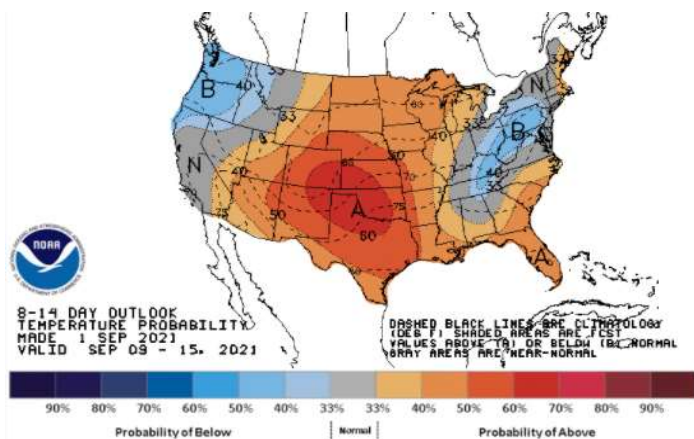


### Precipitation



## WEATHER - 8 - 14 DAY OUTLOOK - NOAA

### Temperature



### Precipitation

