

## NATURAL GAS



NEWS

Tuesday, October 5, 2021Last Week's Prompt  
NYMEX

## NYMEX NG Futures

| Month      | Close  | Change |
|------------|--------|--------|
| Nov-21     | 5.766  | 0.147  |
| Dec-21     | 5.906  | 0.143  |
| Jan-22     | 5.999  | 0.146  |
| Feb-22     | 5.888  | 0.146  |
| Mar-22     | 5.505  | 0.138  |
| Apr-22     | 4.042  | 0.102  |
| May-22     | 3.88   | 0.093  |
| Jun-22     | 3.911  | 0.091  |
| Jul-22     | 3.95   | 0.089  |
| Aug-22     | 3.955  | 0.086  |
| Sep-22     | 3.935  | 0.084  |
| Oct-22     | 3.963  | 0.083  |
| Nov-22     | 4.047  | 0.084  |
| Dec-22     | 4.204  | 0.085  |
| Jan-23     | 4.285  | 0.083  |
| Feb-23     | 4.194  | 0.073  |
| Mar-23     | 3.876  | 0.070  |
| Apr-23     | 3.242  | 0.044  |
| May-23     | 3.159  | 0.031  |
| Jun-23     | 3.204  | 0.031  |
| Jul-23     | 3.255  | 0.031  |
| Aug-23     | 3.27   | 0.031  |
| Sep-23     | 3.267  | 0.032  |
| Oct-23     | 3.302  | 0.032  |
| 1 YR STRIP | 4.725  | 0.112  |
| 2021       | 5.1121 | 0.126  |

## IN THE NEWS

## Henry Hub gas futures prices flirt with \$6 level amid sustained supply crunch

NYMEX Henry Hub prompt-month futures surged briefly to over \$6 in Oct. 4 trading as US gas production stumbles below 90 Bcf/d with storage inventories still trailing typical pre-winter levels. The November contract ended trading at \$5.77/MMBtu, up about 15 cents on the day, and just 10 cents shy of a recent seven-year high settlement for the prompt-month contract. Gains on the December, January and February contracts were of only slightly smaller magnitude with the peak-winter months all settling in the \$5.80 to \$5.90 range, data from S&P Global Platts showed. The precipitous surge in NYMEX futures accompanied gains in the cash market where prices were up about 30 cents Oct. 4 to trade in the upper \$5.80s/MMBtu, preliminary settlement data showed. Over the near term, weather forecasts calling for unusually mild te... For more info go to <https://bit.ly/3BrH7Nb>

## Analysis: Global natgas price surge looms for United States this winter

Oct 4 (Reuters) - Regional natural gas markets in the United States are seeing prices for this winter surge along with global record highs - suggesting that the energy bills causing headaches in Europe and Asia will hit the world's top gas producer before long. Gas prices in Europe and Asia have more than tripled this year, causing manufacturers to curtail activity from Spain to Britain and sparking power crises in China. The United States has been shielded from that global crunch because it has plenty of gas supply, most of which stays in the country since U.S. export capacity is still relatively small. The benchmark U.S. natural gas contract has been rallying, lately hitting seven-year highs, but its \$5.62 per million British thermal units (mmBtu) price is a far cry from the \$30-plus be... For more info go to <https://reut.rs/2YIFnq0>

## Energy Prices Spike as Producers Worry Over Pandemic and Climate

Even as more costly fuel poses political risks for President Biden, oil companies and OPEC are not eager to produce more because they worry prices will drop. HOUSTON — Americans are spending a dollar more for a gallon of gasoline than they were a year ago. Natural gas prices have shot up more than 150 percent over the same time, threatening to raise prices of food, chemicals, plastic goods and heat this winter. The energy system is suddenly in crisis around the world as the cost of oil, natural gas and coal has climbed rapidly in recent months. In China, Britain and elsewhere, fuel shortages and panic buying have led to blackouts and long lines at filling stations. The situation in the United States is not quite as dire, but oil and gasoline prices are high enough that President Biden has been calling on foreign p... For more info go to <https://nyti.ms/3FjFq6E>

Prompt Natural Gas (NG)  
Daily Sentiment

BULLISH



RESISTANCE

6.011 &amp; 6.255

SUPPORT

5.575 &amp; 5.383

## NATURAL GAS

| Futures   | Close   |
|-----------|---------|
| NG        | \$5.77  |
| Volume    | 260,042 |
| Open Int. | 42,094  |

## Contact Us



## Mansfield Energy Corp

1025 Airport Pkwy  
Gainesville, GA 30501  
[www.mansfield.energy](http://www.mansfield.energy)

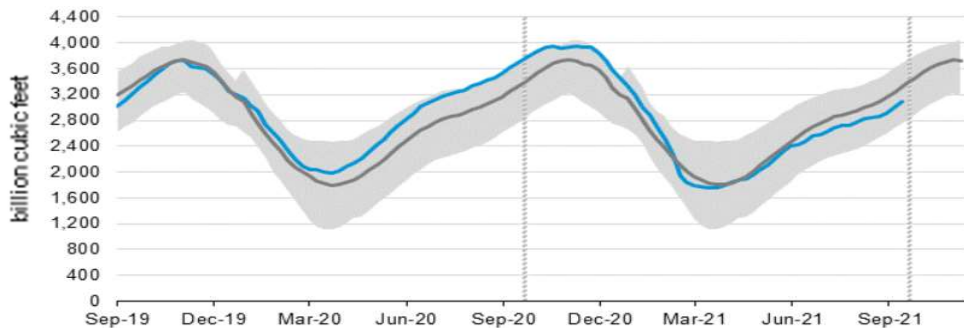
[info@mansfieldoil.com](mailto:info@mansfieldoil.com)  
Phone: (800) 695 - 6626

Tuesday, October 5, 2021

## NATURAL GAS NEWS



### WEEKLY GAS IN UNDERGROUND STORAGE WITH 5-YR RANGE



for week ending September 17, 2021 | Released: September 23, 2021 at 10:30 a.m. | Next Release: September 30, 2021

### EIA Weekly Storage Actual and Surveys for September 24, 2021

Released September 30, 2021

Range 75 to 100  
S&P Global Platts An 67  
NGI 89  
Investing.com 88

### UNDERGROUND WORKING NAT GAS STORAGE AS OF 9/24/2021



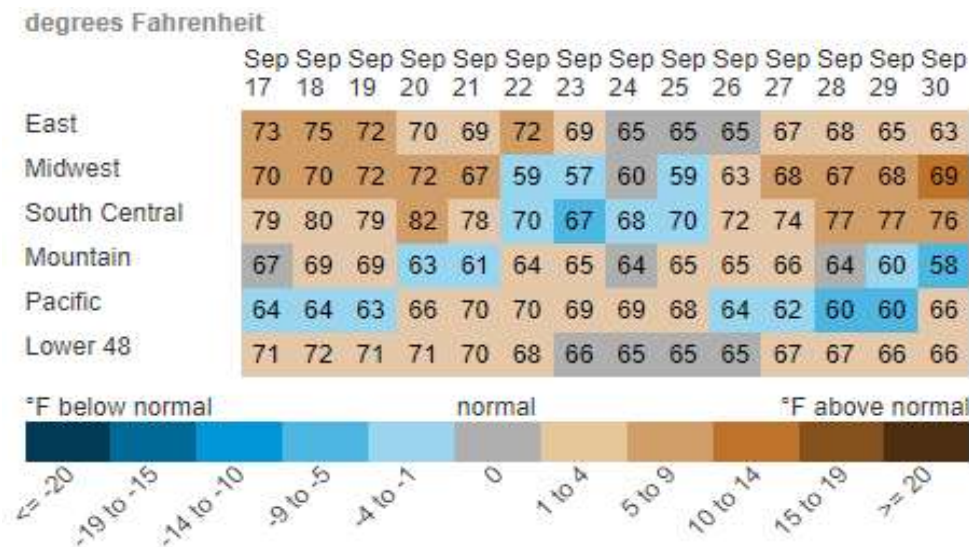
3170 BCF

+88 BCF (LAST WEEK)  
-575 BCF (LAST YEAR)  
-213 BCF (5-YEAR AVG)

### Underground storage capacity utilization



### REGIONAL AVG TEMPERATURES AND DEPARTURE FROM NORMAL



### Total Working Gas In Storage

### U.S. Natural Gas Supply Gas Week 09/23 - 09/29

Average Daily Values (BCF/D):

Last Year (BCF/d)

Dry Production - 87.6

Total Supply - 91.2

Last Week (BCF/d)

Dry Production - 92.5

Total Supply - 97.4

[Next Report: October 07]

### U.S. Natural Gas Supply Gas Week -

Average Daily Values (BCF/D):

Last Year (BCF/d)

Dry Production - 32.9

Total Supply - 81.4

Last Week (BCF/d)

Dry Production - 33.0

Total Supply - 84.8

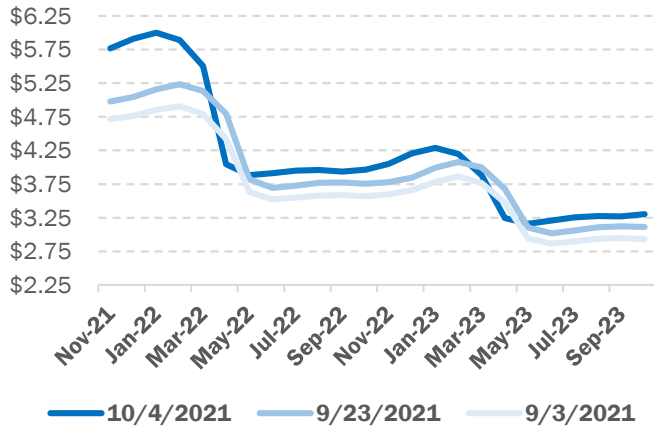
[Next Report: October 07]

# NATURAL GAS NEWS

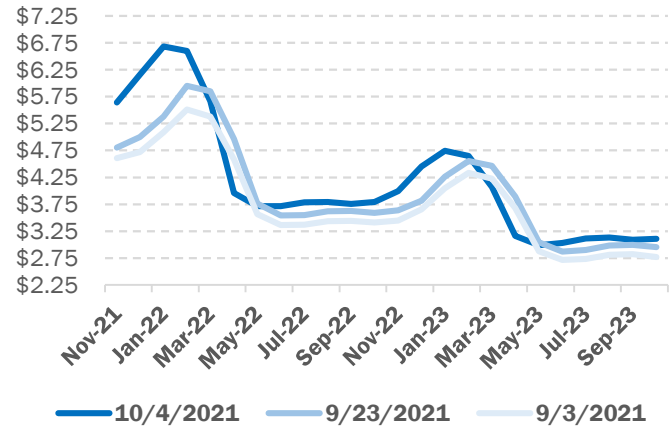


## NATURAL GAS BASIS FUTURES

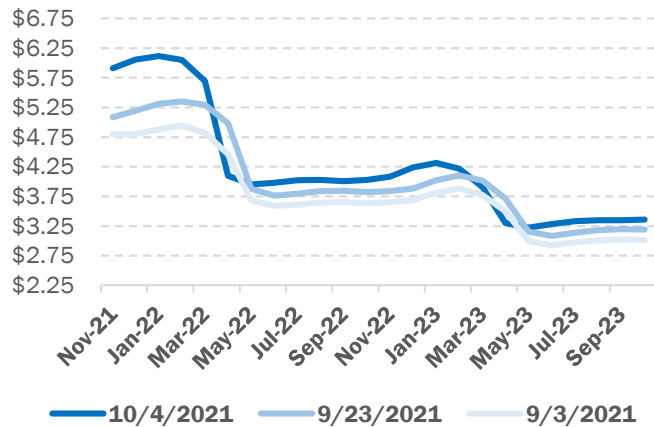
### NYMEX



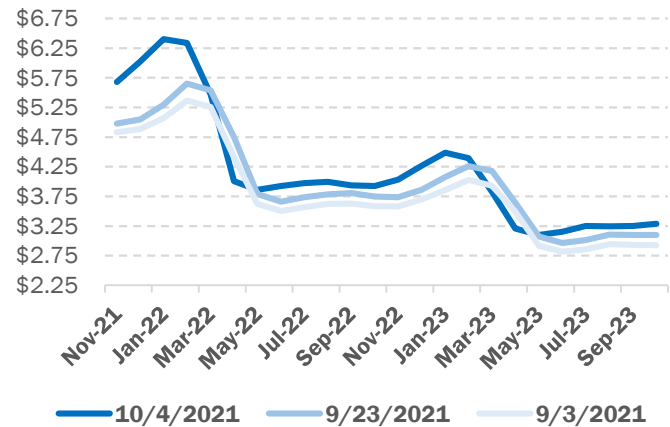
### Chicago City Gate



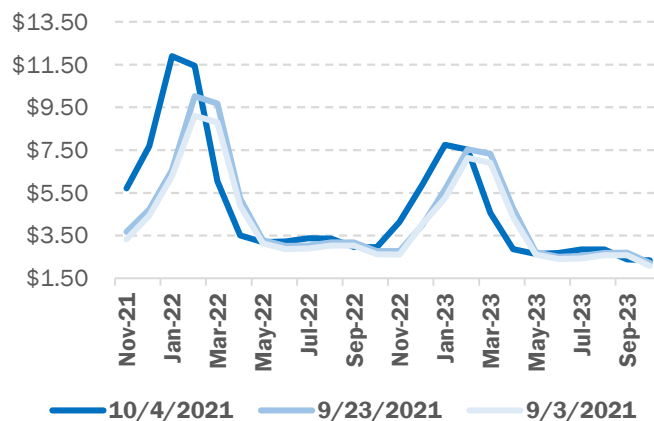
### FGT Zone 3



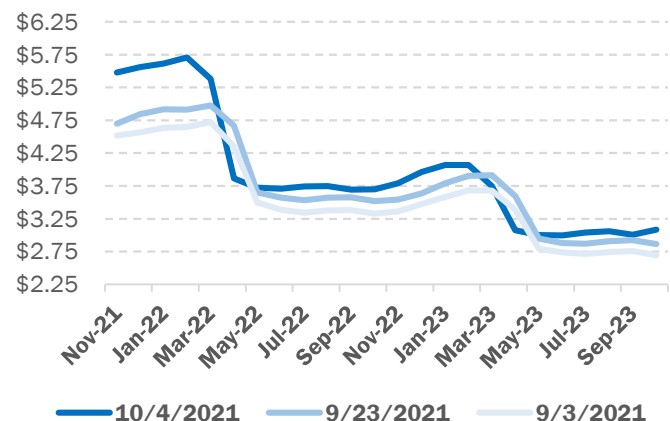
### Houston Ship Channel



### Transco Zone 6 NY



### MichCon



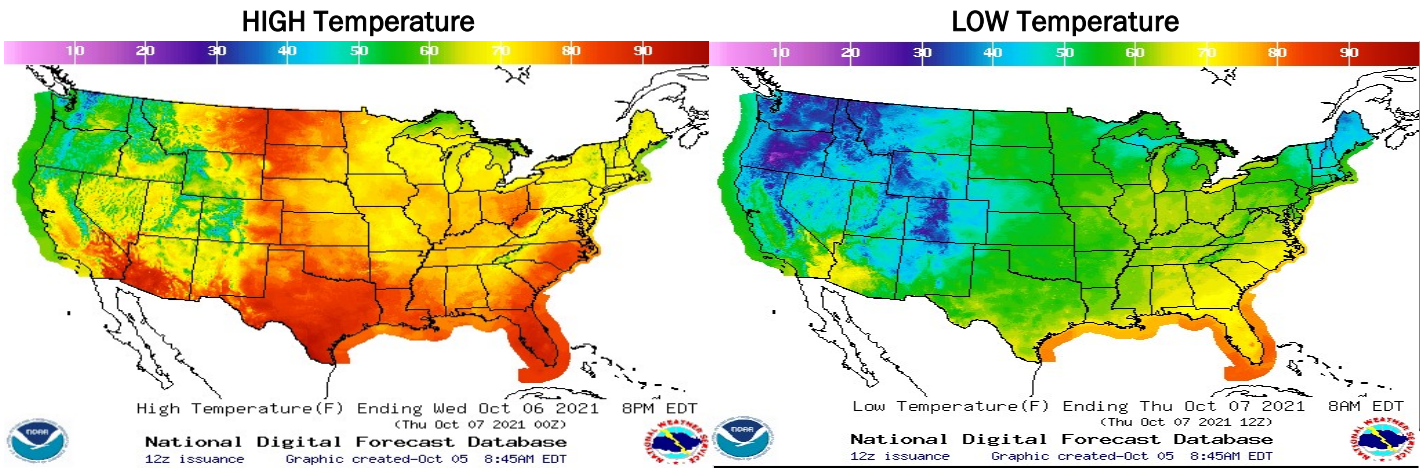


Tuesday, October 5, 2021

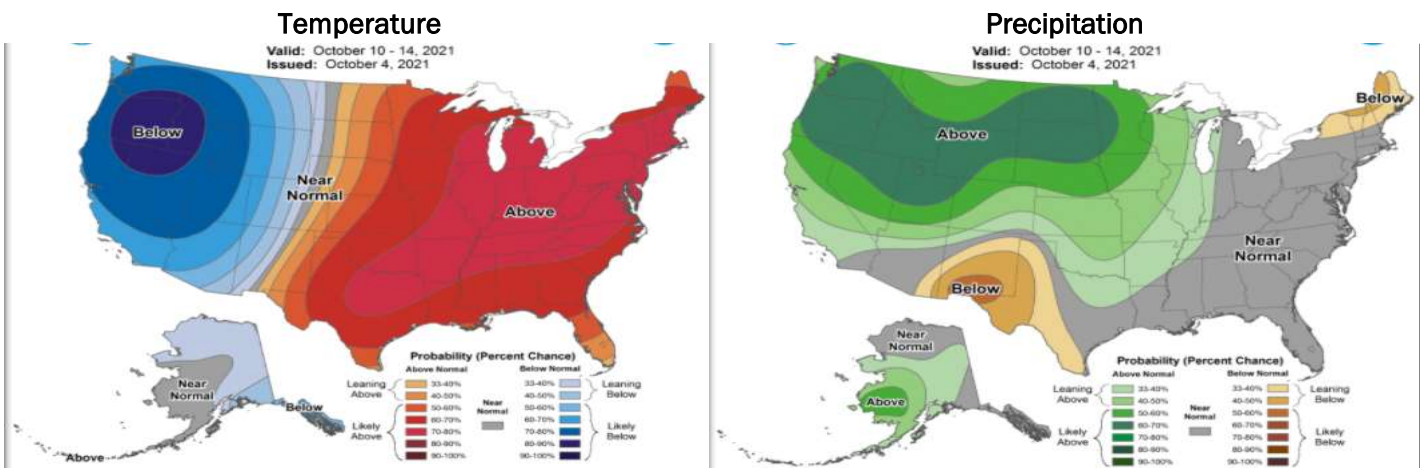
## NATURAL GAS NEWS



### WEATHER - HIGH / LOW TEMPERATURE - TOMORROW



### WEATHER - 6 - 10 DAY OUTLOOK - NOAA



### WEATHER - 8 - 14 DAY OUTLOOK - NOAA

