

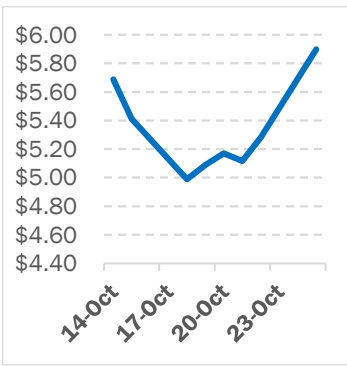
# NATURAL GAS



NEWS

Tuesday, October 26, 2021

**Last Week's Prompt  
NYMEX**



**NYMEX NG Futures**

Month	Close	Change
Nov-21	5.898	0.618
Dec-21	6.056	0.595
Jan-22	6.149	0.584
Feb-22	6.039	0.566
Mar-22	5.688	0.501
Apr-22	4.22	0.208
May-22	4.08	0.176
Jun-22	4.115	0.175
Jul-22	4.154	0.174
Aug-22	4.156	0.172
Sep-22	4.134	0.169
Oct-22	4.163	0.167
Nov-22	4.243	0.163
Dec-22	4.401	0.159
Jan-23	4.485	0.152
Feb-23	4.38	0.137
Mar-23	4.08	0.113
Apr-23	3.389	0.085
May-23	3.292	0.076
Jun-23	3.335	0.073
Jul-23	3.383	0.069
Aug-23	3.4	0.068
Sep-23	3.392	0.069
Oct-23	3.43	0.069
1 YR STRIP	4.9043	0.342
2021	5.2806	0.428

**IN THE NEWS**

**Nat-Gas Surges On Forecasts For Below-Normal U.S. Temps**

November Nymex natural gas (NGX21) on Monday closed up +0.618 (+11.70%). Nov nat-gas prices on Monday rallied sharply to a 1-week high. Forecasts for below-normal U.S. temperatures the first week of November sparked fund-buying of nat-gas futures on Monday. Also, surging U.S. nat-gas exports are bullish for prices as BNEF data shows gas flows to U.S LNG export terminals at 11.3 bcf on Monday, up by more than +10% since Friday and the highest in 5 months. U.S. nat-gas prices also have support from near-record high European gas prices as European nat-gas supplies are at the lowest level in more than ten years. An increase in U.S. electricity output is bullish for nat-gas demand from utility providers. The Edison Electric Institute reported last Wednesday that total U.S. electricity output in the week ended Oct 16... For more info go to <https://bit.ly/3jB8SeY>

**Analyst sees natural gas prices doubling, oil hitting US\$100 if cold weather**

The commodity price rally that has helped propel the S&P/TSX Composite Index to all-time highs could continue if cold winter weather takes hold overseas, according to one analyst. "We're in a really weather-sensitive situation here where we could see natural gas prices really, even, double from here if we get some really cold weather and we could see crude oil prices break through US\$100," said Randy Ollenberger, managing director of oil and gas equity research at BMO Capital Markets, in an interview Monday. "There could be some pretty significant increases in pricing here if we do get some really cold weather early - so, in December," he said. "We're talking about cold weather in Europe and Asia, that's really where it's critical. "If we don't, I think we're setting the stage for a - I wo... For more info go to <https://bit.ly/3GmmTam>

**U.S. natgas up 4% on forecasts cooler weather will boost heating**

Oct 22 (Reuters) - U.S. natural gas futures climbed about 4% to a one-week high on Friday on forecasts for demand to rise as the weather turns seasonally cooler and a slight increase in global gas prices that should keep demand for U.S. liquefied natural gas (LNG) strong. Even though the forecasts called temperatures to decline with the approach of winter, those forecasts also predicted the weather would remain milder than normal through at least early November, keeping heating demand lower than usual for this time of year. Front-month gas futures NGc1 rose 20.6 cents, or 4.0%, to \$5.321 per million British thermal units (mmBtu) at 8:07 a.m. EDT (1207 GMT), putting the contract on track for its highest close since Oct. 15. For the week, however, the front-month was still off about 2%, which would put it down for a... For more info go to <https://bit.ly/3mffYmE>

**Prompt Natural Gas (NG)  
Daily Sentiment**

**BULLISH**



RESISTANCE  
6.268 & 6.481  
SUPPORT  
5.736 & 5.417

**NATURAL GAS**

Futures	Close
NG	\$5.90
Volume	46,379
Open Int.	47,198

**Contact Us**



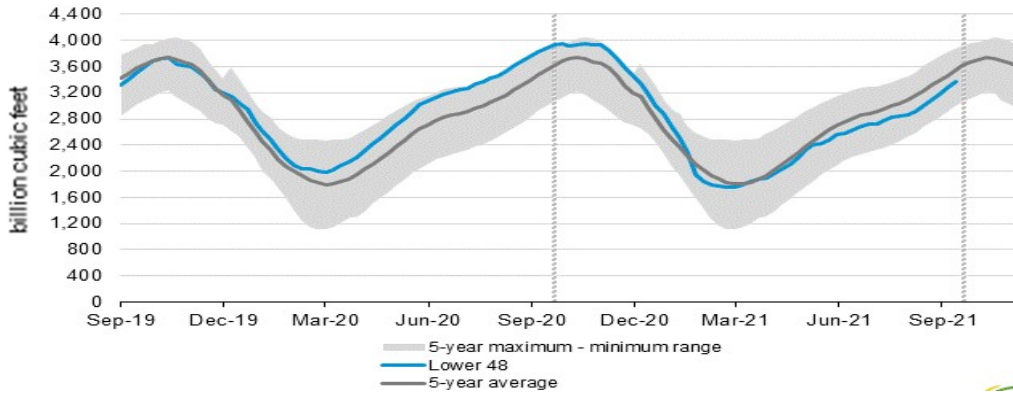
**Mansfield Energy Corp**  
1025 Airport Pkwy  
Gainesville, GA 30501  
[www.mansfield.energy](http://www.mansfield.energy)

info@mansfieldoil.com  
Phone: (800) 695 - 6626

# NATURAL GAS NEWS



## WEEKLY GAS IN UNDERGROUND STORAGE WITH 5-YR RANGE



for week ending October 8, 2021 | Released: October 14, 2021 at 10:30 a.m. | Next Release: October 21, 2021

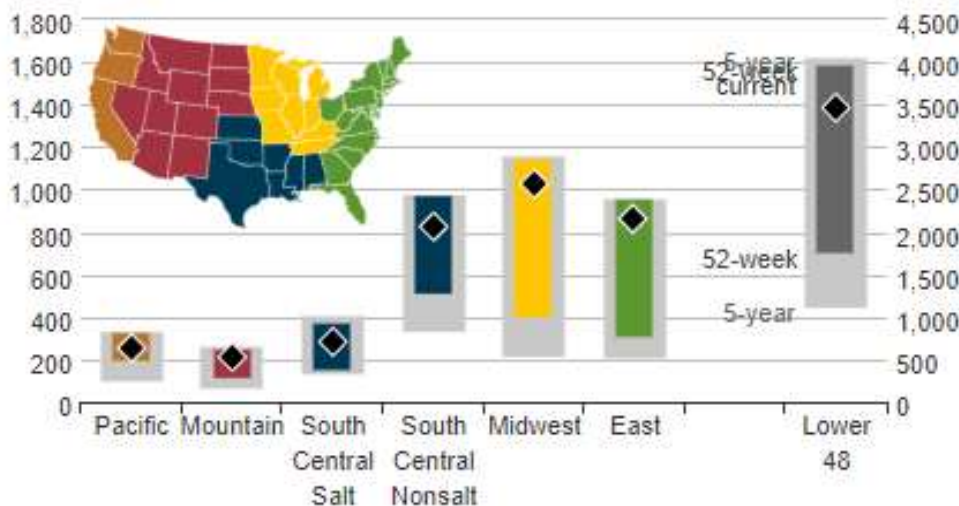
### EIA Weekly Storage Actual and Surveys for October 15, 2021

Released October 21, 2021

Range	88 to 96
S&P Platts	88
NGI	95
Investing.com	92

## UNDERGROUND WORKING NAT GAS STORAGE AS OF 10/15/2021

billion cubic feet



### Total Working Gas In Storage

**3461 BCF**

- +92 BCF (LAST WEEK)
- 458 BCF (LAST YEAR)
- 151 BCF (5-YEAR AVG)

## REGIONAL AVG TEMPERATURES AND DEPARTURE FROM NORMAL

degrees Fahrenheit

	Oct 08	Oct 09	Oct 10	Oct 11	Oct 12	Oct 13	Oct 14	Oct 15	Oct 16	Oct 17	Oct 18	Oct 19	Oct 20	Oct 21
East	69	67	66	68	67	67	69	70	69	58	56	57	63	64
Midwest	68	69	70	68	64	63	65	59	52	53	55	57	59	55
South Central	75	76	76	72	73	75	74	72	63	60	61	65	70	71
Mountain	61	58	55	53	48	46	45	47	52	56	55	51	51	55
Pacific	56	56	58	53	52	52	55	60	64	59	52	52	55	60
Lower 48	67	66	66	65	64	63	65	65	62	57	56	57	61	62

°F below normal: ≤ -20, -19 to -15, -14 to -10, -9 to -5, -4 to -1, 0, 1 to 4, 5 to 9, 10 to 14, 15 to 19, ≥ 20

normal: 0

°F above normal: 1 to 4, 5 to 9, 10 to 14, 15 to 19, ≥ 20

### U.S. Natural Gas Supply Gas Week 10/14 - 10/20

Average Daily Values (BCF/D):

Last Year (BCF/d)

Dry Production -	89.6
Total Supply -	93.0
Last Week (BCF/d)	
Dry Production -	92.8
Total Supply -	97.8

[Next Report: October 28]

### U.S. Natural Gas Supply Gas Week -

Average Daily Values (BCF/D):

Last Year (BCF/d)

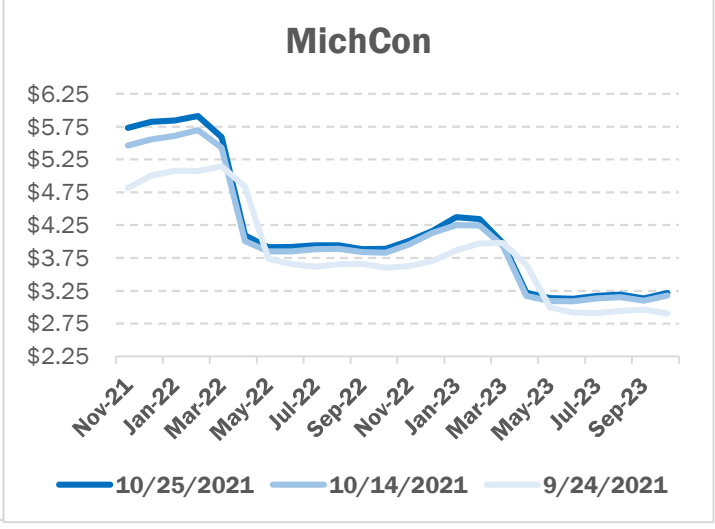
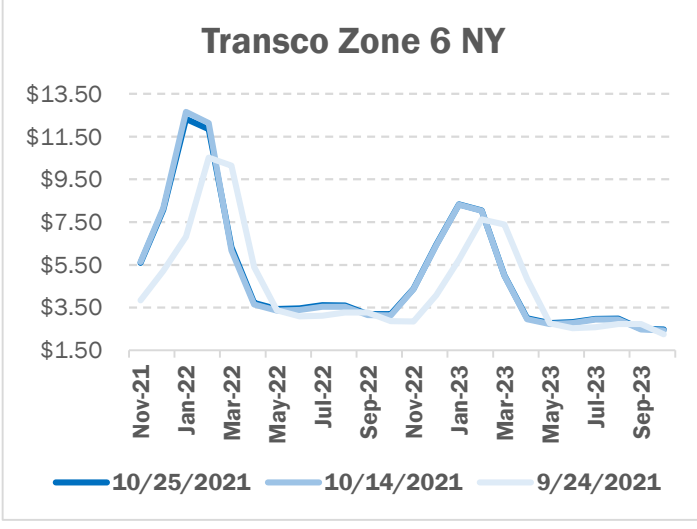
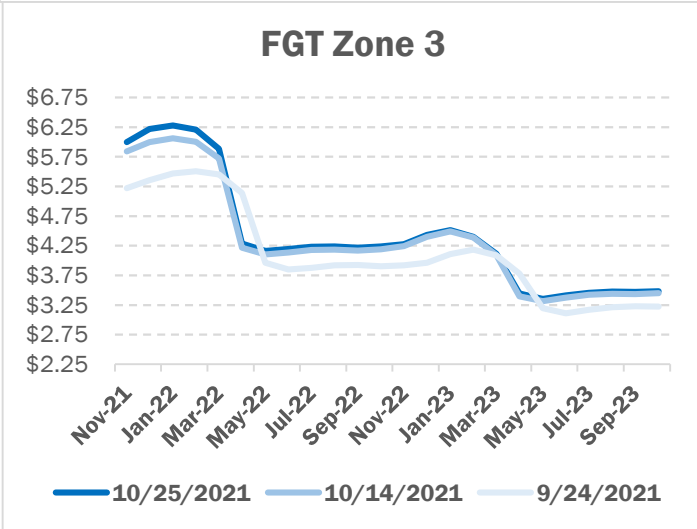
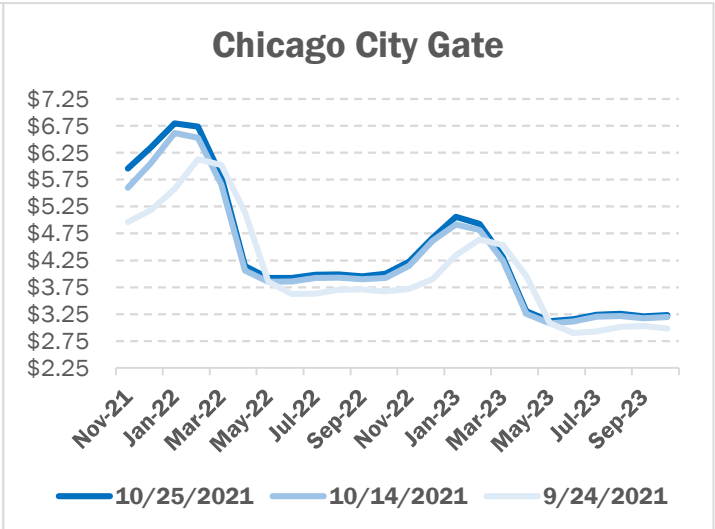
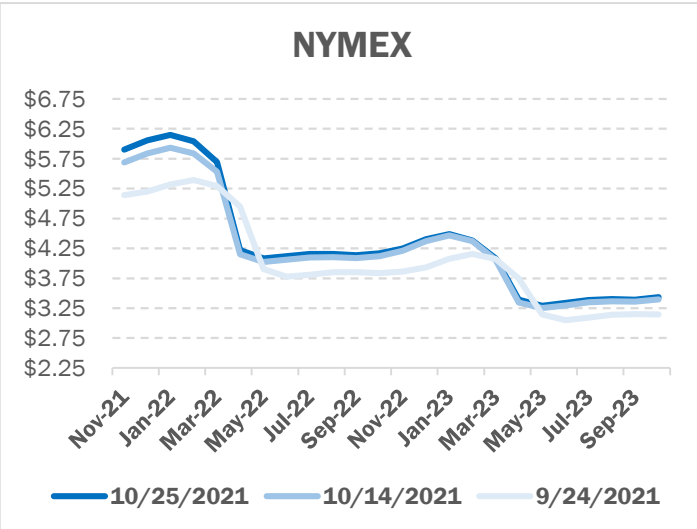
Dry Production -	30.7
Total Supply -	87.0
Last Week (BCF/d)	
Dry Production -	30.9
Total Supply -	84.7

[Next Report: October 28]

# NATURAL GAS NEWS



## NATURAL GAS BASIS FUTURES



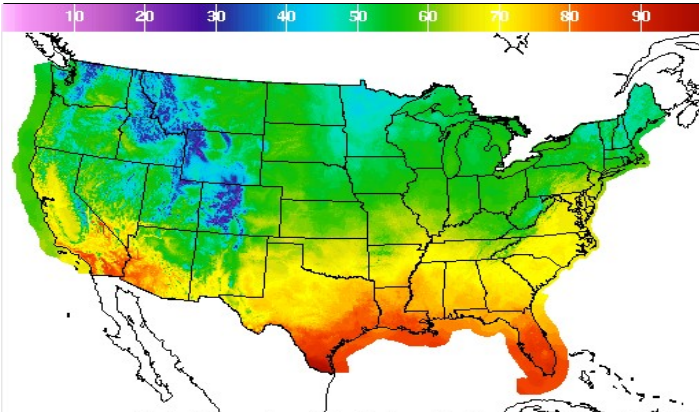
# NATURAL GAS NEWS



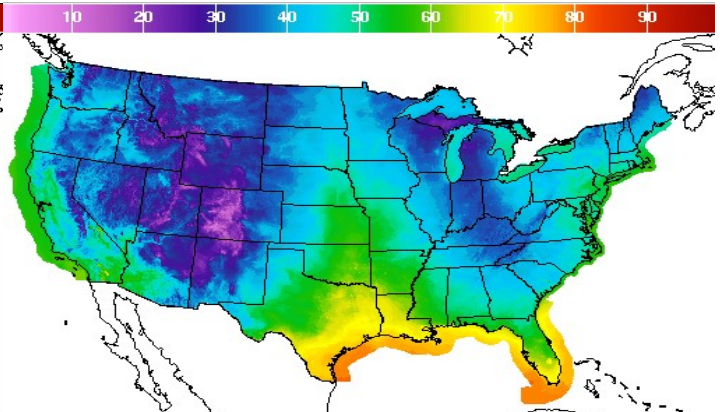
## WEATHER - HIGH / LOW TEMPERATURE - TOMORROW

### HIGH Temperature

### LOW Temperature



High Temperature(F) Ending Wed Oct 27 2021 8PM EDT

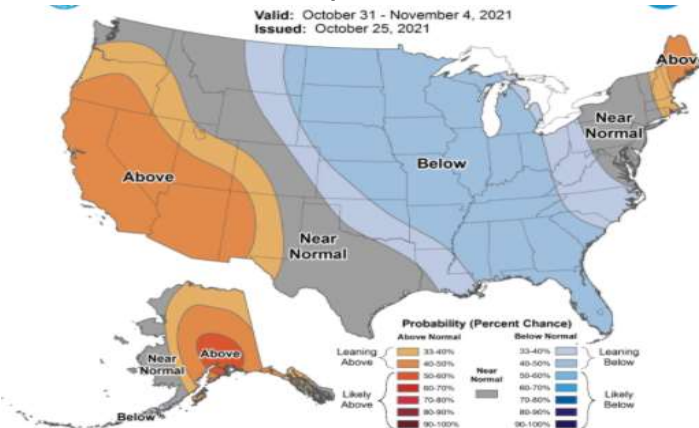


Low Temperature(F) Ending Wed Oct 27 2021 8PM EDT

## WEATHER - 6 - 10 DAY OUTLOOK - NOAA

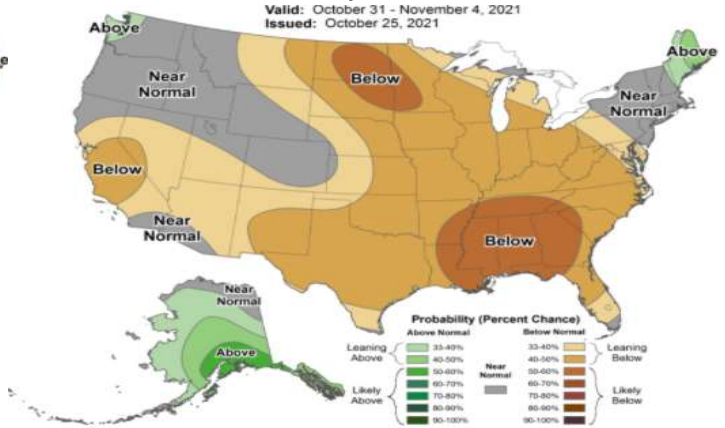
### Temperature

Valid: October 31 - November 4, 2021  
Issued: October 25, 2021



### Precipitation

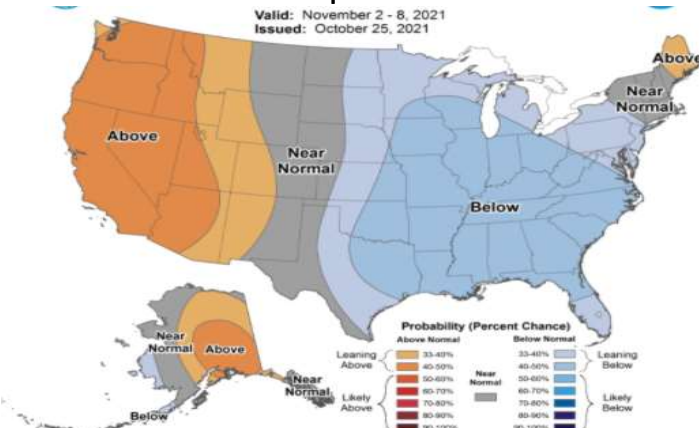
Valid: October 31 - November 4, 2021  
Issued: October 25, 2021



## WEATHER - 8 - 14 DAY OUTLOOK - NOAA

### Temperature

Valid: November 2 - 8, 2021  
Issued: October 25, 2021



### Precipitation

Valid: November 2 - 8, 2021  
Issued: October 25, 2021

