

NATURAL GAS



NEWS

Thursday, October 21, 2021

Last Week's Prompt NYMEX



NYMEX NG Futures

Month	Close	Change
Nov-21	5.17	0.082
Dec-21	5.447	0.097
Jan-22	5.562	0.097
Feb-22	5.469	0.090
Mar-22	5.171	0.076
Apr-22	3.978	0.002
May-22	3.867	(0.005)
Jun-22	3.905	(0.006)
Jul-22	3.946	(0.008)
Aug-22	3.95	(0.007)
Sep-22	3.931	(0.007)
Oct-22	3.963	(0.008)
Nov-22	4.053	(0.010)
Dec-22	4.223	(0.009)
Jan-23	4.314	(0.010)
Feb-23	4.223	(0.008)
Mar-23	3.954	(0.010)
Apr-23	3.307	0.003
May-23	3.219	(0.004)
Jun-23	3.266	(0.003)
Jul-23	3.319	(0.002)
Aug-23	3.335	0.000
Sep-23	3.327	0.001
Oct-23	3.364	0.002
1 YR STRIP	4.5299	0.034
2021	4.8211	0.054

IN THE NEWS

U.S. natgas futures edge up on cooler midday forecast

U.S. natural gas futures edged up almost 2% on Wednesday on midday forecasts calling for cooler weather and higher heating demand over the next two weeks than previously expected. Traders noted that prices fell to a near four-week low earlier in the day on early forecasts calling for the weather to remain warmer than usual over the next two weeks. Even with the cooler midday forecast, however, the U.S. weather is still expected to remain a milder than normal through early November. Two weeks ago, U.S. gas prices soared to their highest since 2008 on expectations global competition for liquefied natural gas (LNG) would keep demand for U.S. exports strong. But after weeks of mild weather, U.S. prices dropped about 25% amid growing belief that the United States will have more than enough gas in storage for the winter... For more info go to <https://bit.ly/2XyXtVt>

GT Voice: LNG deals opens door for US-China energy cooperation

As China's energy transition progresses, its demand for natural gas is expected to steadily increase over the coming years, which may inject new impetus to global energy cooperation, which could make China and the US to strike for a return to normal bilateral relations. US exporter Venture Global LNG inked two 20-year deals with Chinese state oil giant Sinopec on supplying a combined 4 million tons of liquefied natural gas (LNG) a year, according to a Reuter report on Wednesday, citing documents on the US Department of Energy website. Venture Global also signed a deal with Unipec, the trading arm of Sinopec, to supply 1 million tons of LNG for three years, showed a separate document posted on the US government website. Last week also came news that Chinese natural gas distributor ENN Natur... For more info go to <https://bit.ly/3E1TFeN>

Mexico slows natural gas imports from US Southwest in favor of Texas flow

Additional pipeline capacity offers options for U.S. gas exports to Mexico. Cheaper and less volatile Waha Hub prices than Southwest US spot prices. Mexico has slowed gas imports from the southwestern United States in favor of getting more gas from Texas in October, pipeline nomination data shows. While some of the change is seasonal, expanded pipeline connectivity with Texas, including the Samalayuca-Sasabe and Wahalajara systems, has given network operators in Mexico more options and less exposure of importers to more volatile gas prices and expensive in the southwestern U.S. Gas exports to Mexico from the southwestern US, excluding West Texas, have averaged 570 MMcf / d so far in October, about 200 MMcf / d less than in September. At the same time, Texas exports increased 170 MMcf / d from last month to an aver... For more info go to <https://bit.ly/3joRkCW>

Prompt Natural Gas (NG) Daily Sentiment

BULLISH



RESISTANCE
5.29 & 5.41
SUPPORT
4.981 & 4.792

NATURAL GAS

Futures	Close
NG	\$5.17
Volume	46,379
Open Int.	47,198

Contact Us



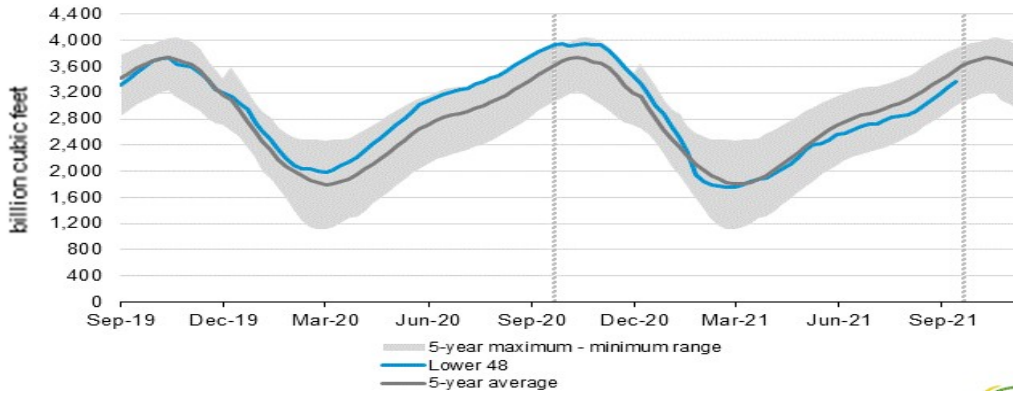
Mansfield Energy Corp
1025 Airport Pkwy
Gainesville, GA 30501
www.mansfield.energy

info@mansfieldoil.com
Phone: (800) 695 - 6626

NATURAL GAS NEWS



WEEKLY GAS IN UNDERGROUND STORAGE WITH 5-YR RANGE



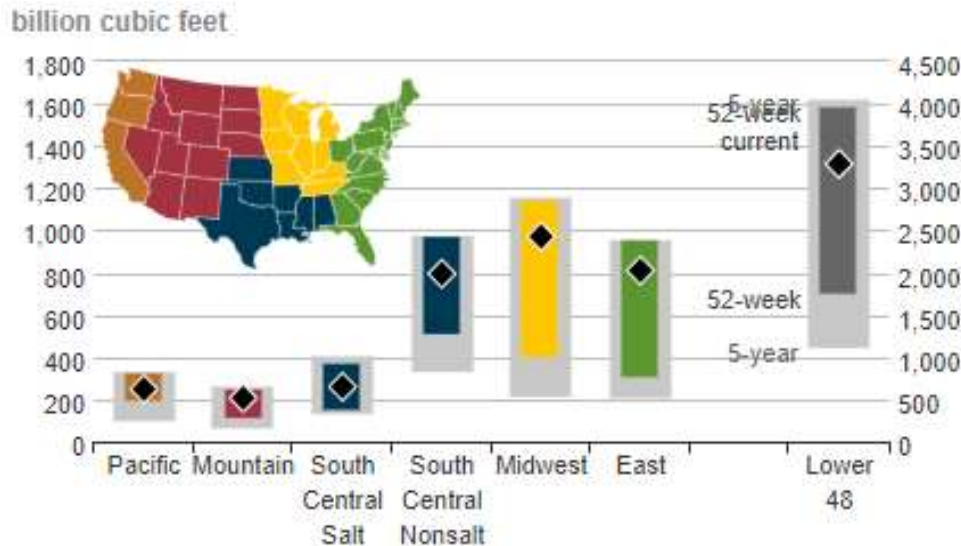
for week ending October 8, 2021 | Released: October 14, 2021 at 10:30 a.m. | Next Release: October 21, 2021

EIA Weekly Storage Actual and Surveys for October 15, 2021

Released October 21, 2021

Range	88 to 96
S&P Platts	88
NGI	95
Investing.com	92

UNDERGROUND WORKING NAT GAS STORAGE AS OF 10/08/2021



Total Working Gas In Storage

3461 BCF

- +92 BCF (LAST WEEK)
- 458 BCF (LAST YEAR)
- 151 BCF (5-YEAR AVG)

U.S. Natural Gas Supply Gas Week 10/07 - 10/13

Average Daily Values (BCF/D):

Last Year (BCF/d)

Dry Production -	86.7
Total Supply -	90.8

Last Week (BCF/d)

Dry Production -	92.4
Total Supply -	97.7

[Next Report: October 21]

U.S. Natural Gas Supply Gas Week -

Average Daily Values (BCF/D):

Last Year (BCF/d)

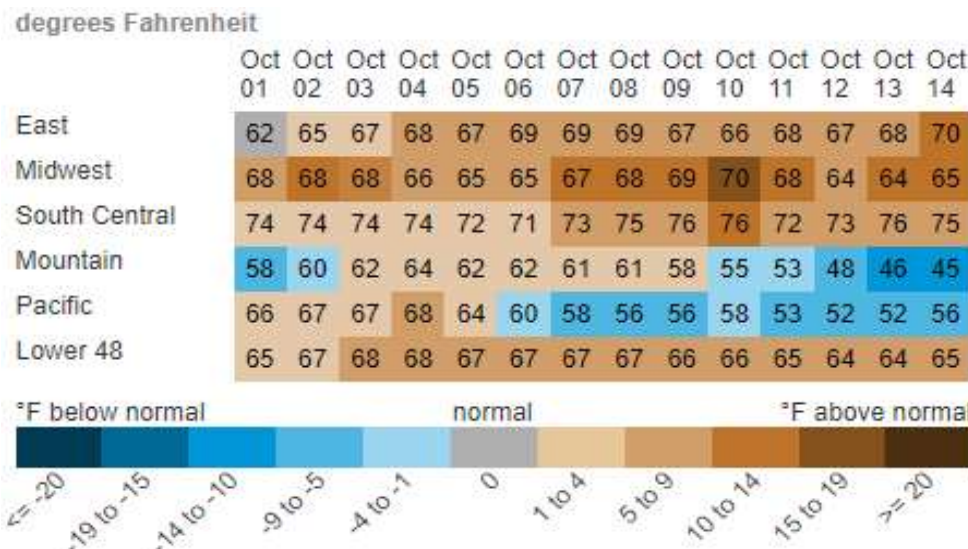
Dry Production -	32.7
Total Supply -	81.8

Last Week (BCF/d)

Dry Production -	31.3
Total Supply -	83.6

[Next Report: October 21]

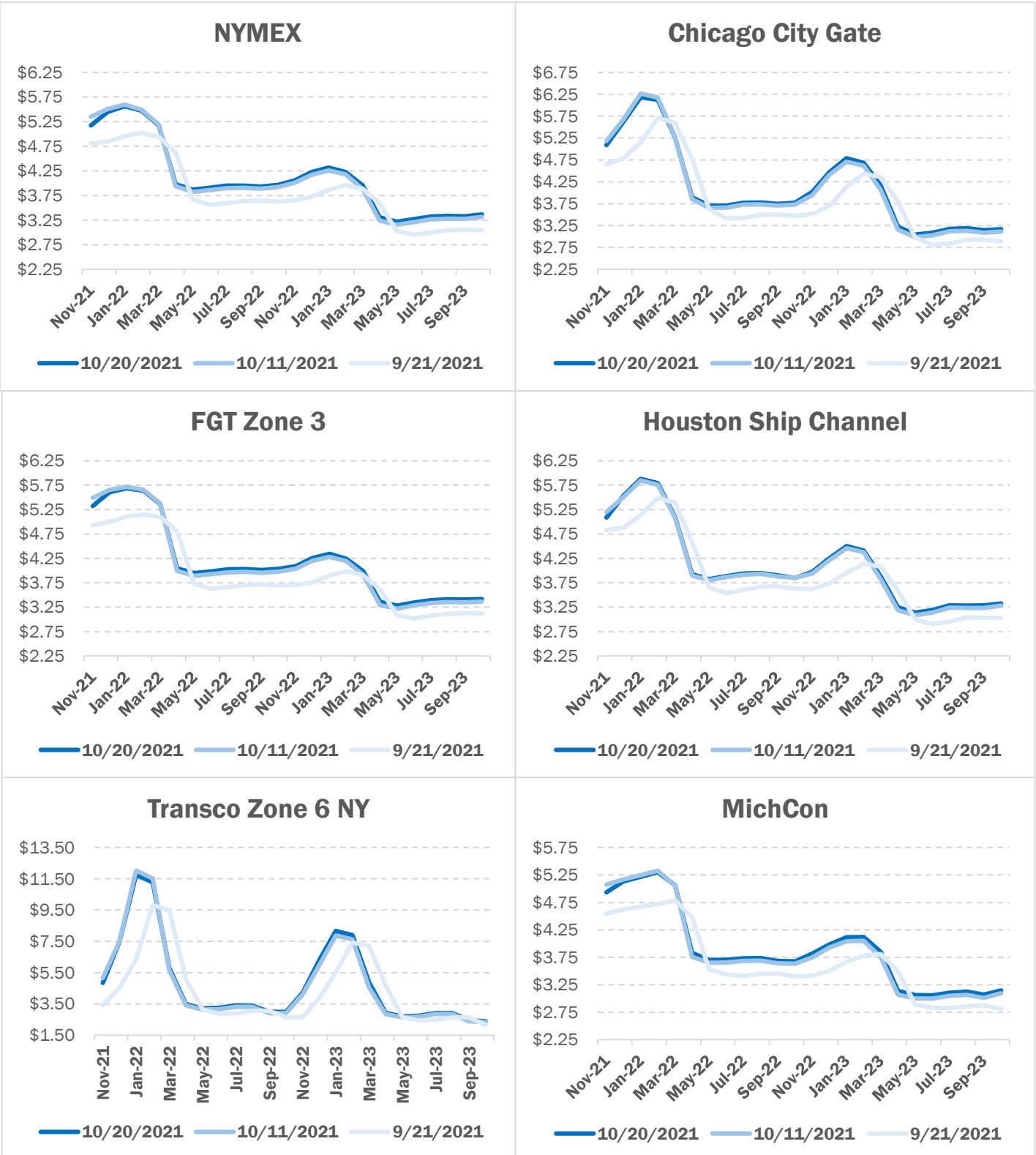
REGIONAL AVG TEMPERATURES AND DEPARTURE FROM NORMAL



NATURAL GAS NEWS



NATURAL GAS BASIS FUTURES

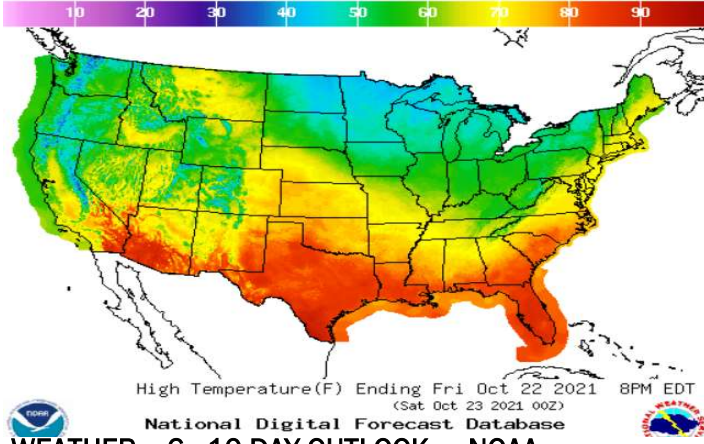


NATURAL GAS NEWS

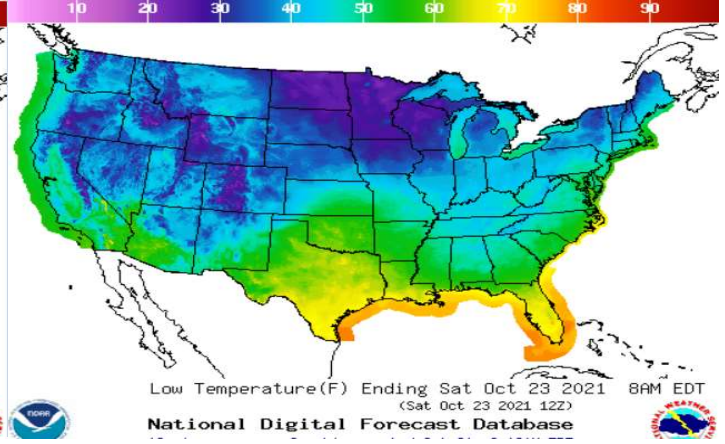


WEATHER - HIGH / LOW TEMPERATURE - TOMORROW

HIGH Temperature



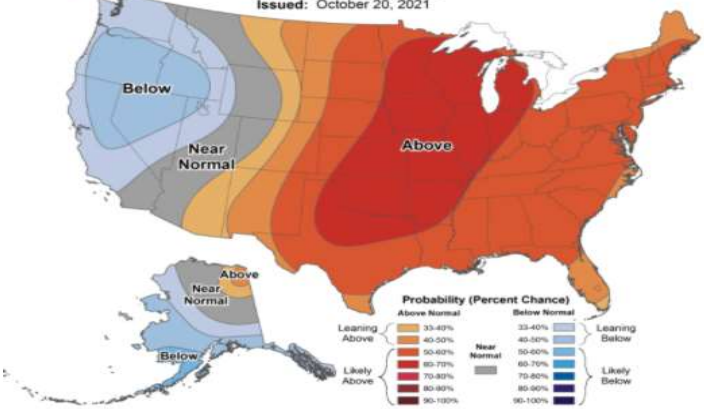
LOW Temperature



WEATHER - 6 - 10 DAY OUTLOOK - NOAA

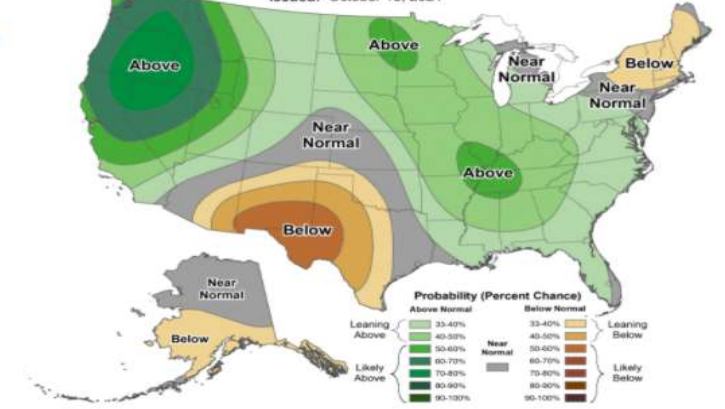
Temperature

Valid: October 26 - 30, 2021
Issued: October 20, 2021



Precipitation

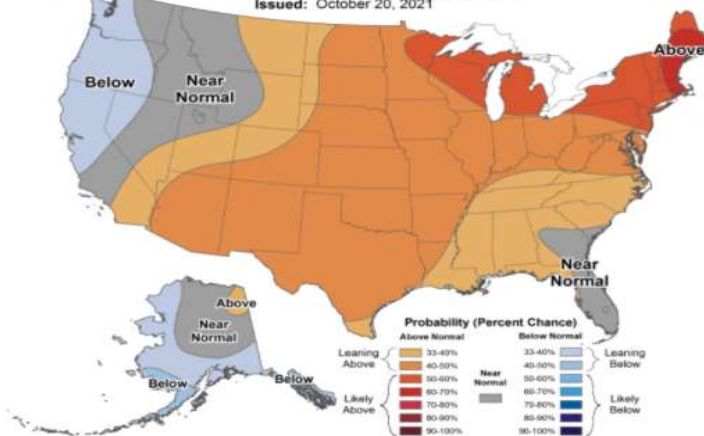
Valid: October 24 - 28, 2021
Issued: October 18, 2021



WEATHER - 8 - 14 DAY OUTLOOK - NOAA

Temperature

Valid: October 28 - November 3, 2021
Issued: October 20, 2021



Precipitation

Valid: October 28 - November 3, 2021
Issued: October 20, 2021

