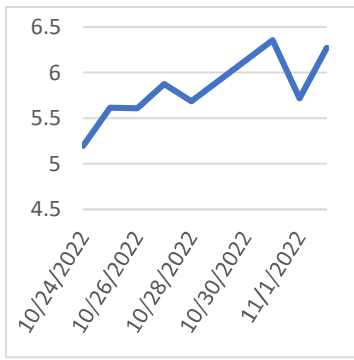


# NATURAL GAS



Thursday, November 3, 2022

## Last Week's Prompt NYMEX



### NYMEX NG Futures

Month	Close	Change
Dec-22	6.268	0.554
Jan-23	6.589	0.509
Feb-23	6.373	0.474
Mar-23	5.749	0.374
Apr-23	4.823	0.193
May-23	4.754	0.169
Jun-23	4.817	0.158
Jul-23	4.89	0.148
Aug-23	4.907	0.144
Sep-23	4.865	0.140
Oct-23	4.925	0.137
Nov-23	5.25	0.096
Dec-23	5.586	0.092
Jan-24	5.723	0.093
Feb-24	5.447	0.074
Mar-24	4.905	0.053
Apr-24	4.198	0.013
May-24	4.127	0.012
Jun-24	4.187	0.011
Jul-24	4.257	0.012
Aug-24	4.289	0.013
Sep-24	4.274	0.013
Oct-24	4.354	0.015
Nov-24	4.641	0.017
1 YR STRIP	5.3508	0.258
2023	5.294	0.220

## IN THE NEWS

### Enterprise 'convinced' export customers seeking US NGLs as LNG

US midstream operator Enterprise Products Partners considers NGLs exports by the US to be an increasingly attractive option for international customers, with high LNG prices forcing some to turn to cheaper sources of power generation. "I'm absolutely convinced that some of what we export is being burned, especially in Asia," Enterprise co-CEO Jim Teague told investors during a third quarter earnings call Nov. 1. "I know one company that is [burning ethane] as you can land ethane cheaper than LNG at times." Energy supply tightness in Europe and Asia, caused partly by Russia's invasion of Ukraine and ensuing sanctions, has led to a boom in global LNG demand and pricing in 2022. Enterprise Products expects these higher LNG prices to lead to sustained higher demand for NGLs like ethane and LPG that can be used as alte... For more info go to <https://bit.ly/3SQUcY1>

### US exports most gas to EU allies to bolster energy security

The US has stepped up its export of natural gas to its European allies to support their energy security needs, with the majority going to France, Britain, Spain and the Netherlands. This is according to Brad Crabtree of the Office of Fossil Energy and Carbon Management at the US Department of Energy, who was speaking during a briefing on Monday. The exports are part of long-term contracts to support EU nations, he said. He said the US, as the world's top producer and exporter of natural gas, plays a key role in helping European countries diversify their energy supplies, which would allow them to sustain their economies and maintain social and political stability. Crabtree said US LNG exports reached a high of 122 billion cubic meters per year in March. It is expected to reach 132 billion b... For more info go to <https://bit.ly/3NwLhtO>

### North America Leads \$370 Billion Global Push For Oil & Gas Pipelines

This year, the United States became the world's biggest liquefied natural gas (LNG) exporter as deliveries to energy-starved buyers in Europe and Asia surged. In the current year, five developers have signed over 20 long-term deals to supply more than 30 million metric tons/year of LNG or roughly 4 Bcf/d, to energy-starved buyers in Europe and Asia. Unfortunately, whereas the United States has the world's largest backlog of near-shovel-ready liquefied natural gas projects, takeaway constraints including limited pipeline capacity are seen as the biggest hurdle to growth of the sector. In the Appalachian Basin, the country's largest gas-producing region churning out more than 35 Bcf/d, environmental groups have repeatedly stopped or slowed down pipeline projects and limited further growth in the Northeast. Indeed, E... For more info go to <https://bit.ly/3NyByTR>

## Prompt Natural Gas (NG)

### Daily Sentiment

BEARISH



RESISTANCE  
6.452 & 6.635  
SUPPORT  
5.936 & 5.603

## NATURAL GAS

Futures	Close
NG	\$6.268
Volume	47,161
Open Int.	96,410

## Contact Us



### Mansfield Energy Corp

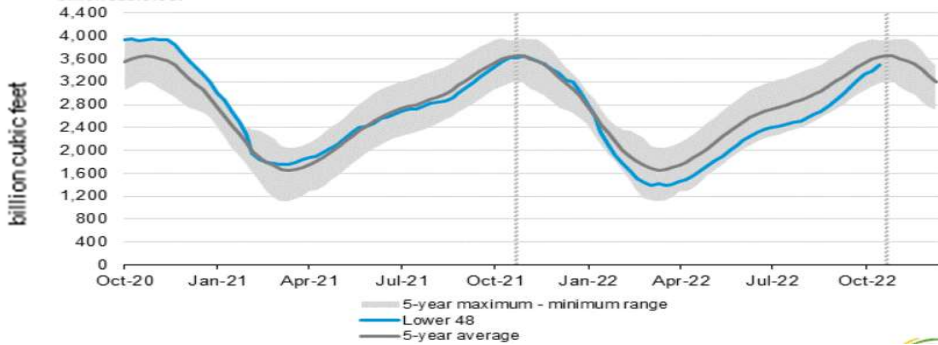
1025 Airport Pkwy  
Gainesville, GA 30501  
[www.mansfield.energy](http://www.mansfield.energy)

info@mansfieldoil.com  
Phone: (800) 695 - 6626

# NATURAL GAS NEWS



## WEEKLY GAS IN UNDERGROUND STORAGE WITH 5-YR RANGE



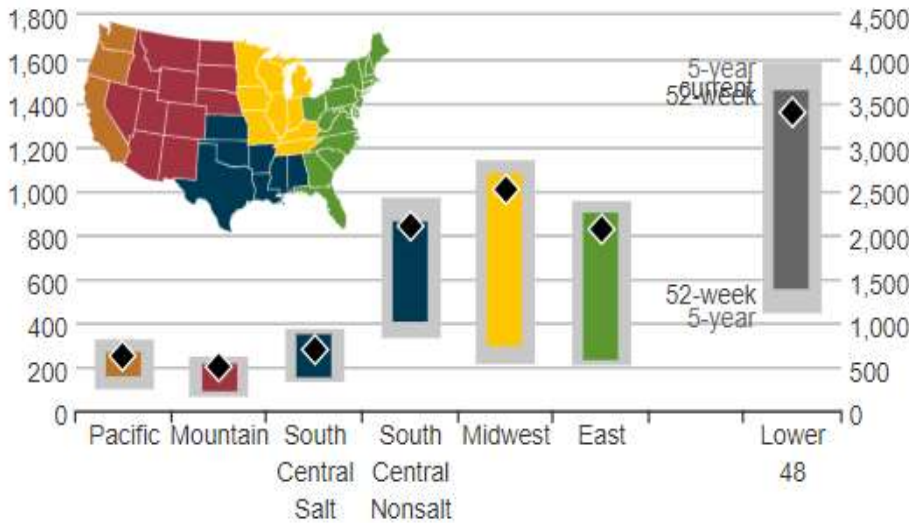
for week ending October 28, 2022 | Released: November 03, 2023 | Next Release: November 10, 2022

### EIA Weekly Storage Actual and Surveys for October 28, 2022

Released November 03, 2023

Range	95 to 115
S&P Global	66
DTN FRONTIER	99
Investing.com	97

## UNDERGROUND WORKING NAT GAS STORAGE AS OF 10/21/2022



### Total Working Gas In Storage

**3501 BCF**

- 107 BCF (LAST WEEK)
- 101 BCF (LAST YEAR)
- 135 BCF (5-YEAR AVG)

### U.S. Natural Gas Supply

#### Gas Week -

Average Daily Values (BCF/D):

#### Last Year (BCF/d)

Dry Production -	94.4
Total Supply -	99.9

#### Last Week (BCF/d)

Dry Production -	99.9
Total Supply -	105.4

[Next Report: November 03]

## REGIONAL AVG TEMPERATURES AND DEPARTURE FROM NORMAL

	Oct 14	Oct 15	Oct 16	Oct 17	Oct 18	Oct 19	Oct 20	Oct 21	Oct 22	Oct 23	Oct 24	Oct 25	Oct 26	Oct 27
East	60	59	59	58	51	46	48	51	55	56	58	61	64	58
Midwest	48	47	48	42	38	39	44	52	58	63	64	55	50	46
South Central	68	70	70	63	53	51	56	63	67	71	69	62	59	60
Mountain	59	57	53	53	53	56	58	58	56	51	43	44	47	45
Pacific	65	63	62	62	66	68	67	63	56	53	54	55	54	55
Lower 48	59	59	58	56	51	50	52	56	58	59	59	58	57	55

### U.S. Natural Gas Demand

#### Gas Week -

Average Daily Values (BCF/D):

#### Last Year (BCF/d)

Power -	29.3
Total Demand -	89.0

#### Last Week (BCF/d)

Power -	31.0
Total Demand -	98.6

[Next Report: November 03]

#### MANSFIELDS' STORAGE FORECAST

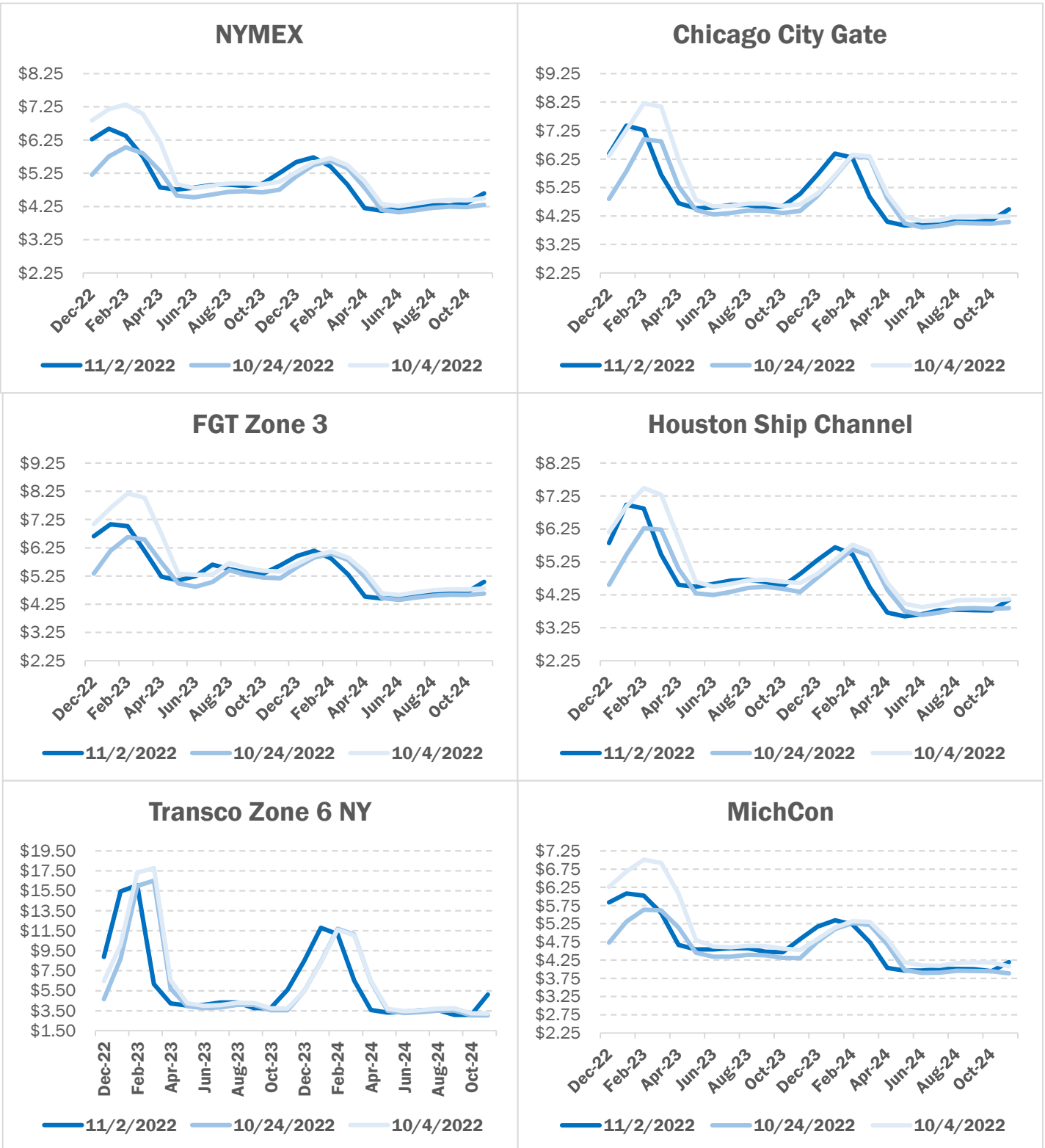
For week ending 10/28/2022

**90**

# NATURAL GAS NEWS



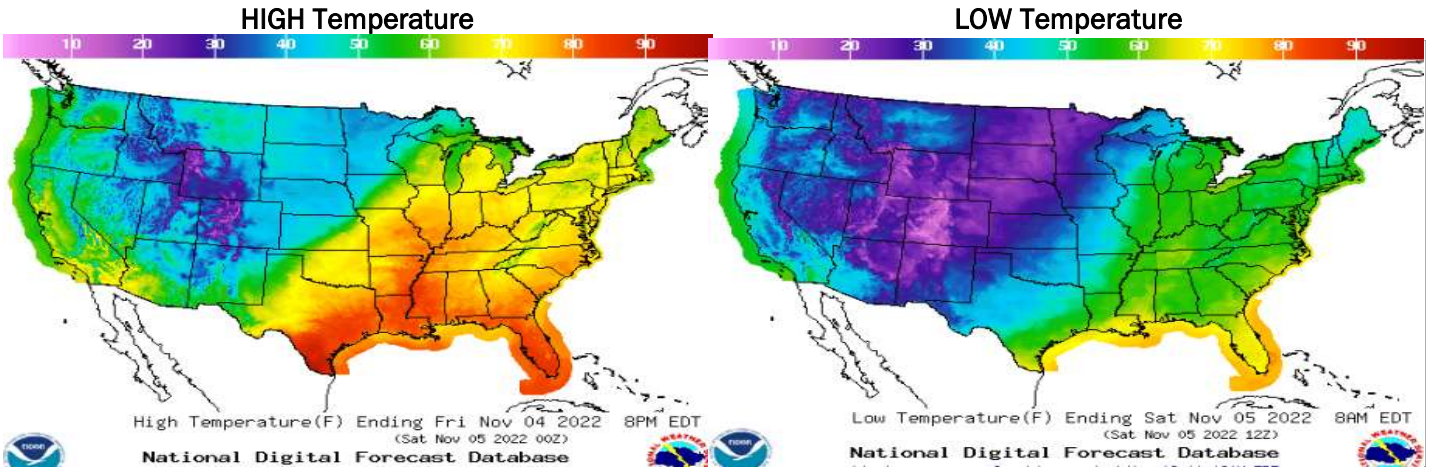
## NATURAL GAS BASIS FUTURES



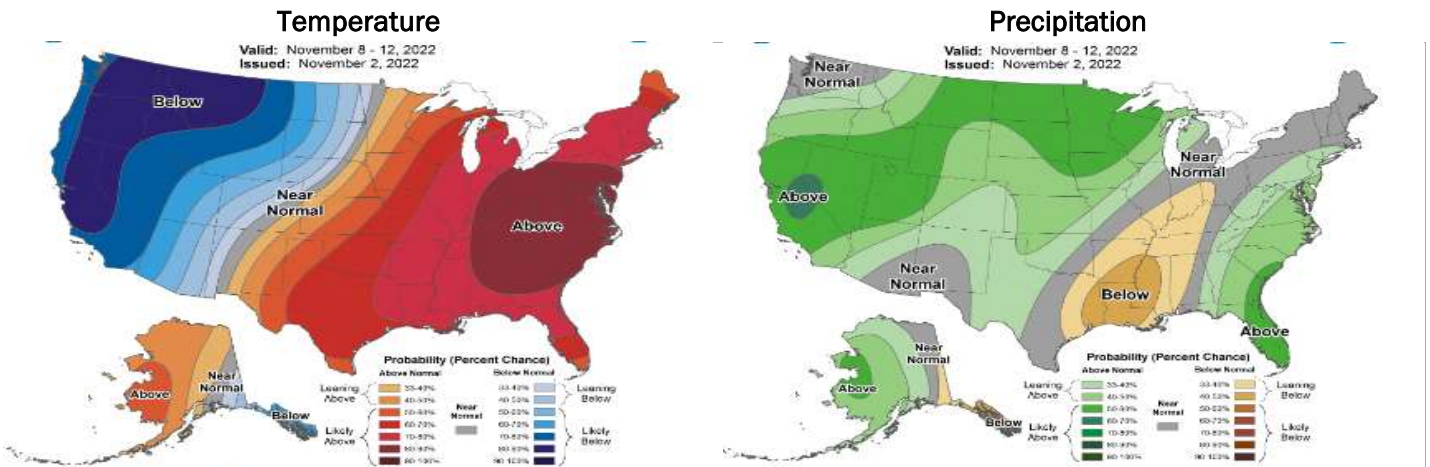
# NATURAL GAS NEWS



## WEATHER - HIGH / LOW TEMPERATURE - TOMORROW



## WEATHER - 6 - 10 DAY OUTLOOK - NOAA



## WEATHER - 8 - 14 DAY OUTLOOK - NOAA

