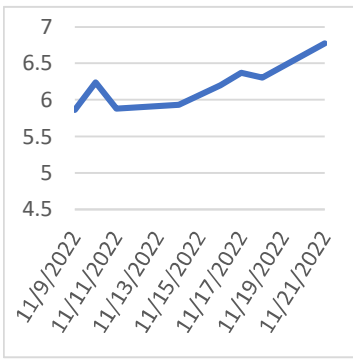


Tuesday, November 22, 2022

**Last Week's Prompt  
NYMEX**



**NYMEX NG Futures**

Month	Close	Change
Dec-22	6.776	0.473
Jan-23	7.223	0.507
Feb-23	6.962	0.479
Mar-23	6.111	0.408
Apr-23	4.966	0.152
May-23	4.917	0.131
Jun-23	4.995	0.120
Jul-23	5.077	0.109
Aug-23	5.089	0.104
Sep-23	5.032	0.101
Oct-23	5.076	0.097
Nov-23	5.369	0.082
Dec-23	5.722	0.085
Jan-24	5.906	0.069
Feb-24	5.63	0.050
Mar-24	5.019	0.025
Apr-24	4.277	0.005
May-24	4.204	(0.010)
Jun-24	4.268	(0.011)
Jul-24	4.336	(0.016)
Aug-24	4.357	(0.018)
Sep-24	4.323	(0.025)
Oct-24	4.413	(0.025)
Nov-24	4.762	(0.024)
1 YR STRIP	5.6328	0.230
2023	5.5449	0.198

**IN THE NEWS**

**Global Long-Term LNG Contracts Are Sold Out Until 2026**

The global long-term LNG contracts before 2026 are sold out, top importer Japan says, amid heated competition for the fuel as Europe seeks to replace Russian pipeline gas supply. The estimate of sold-out LNG deals emerged from a survey of Japanese companies conducted by the local trade ministry and cited by Bloomberg. High spot LNG prices have priced out many Asian buyers this year as Europe has been bidding for supply and has become the primary destination of spot LNG supply out of the United States. At the same time, market volatility and uncertainties, and concerns about energy security, have prompted a growing number of buyers to seek long-term contracts. The race for LNG supply could give rise to a second wave of U.S. LNG projects, but new supply will take time to develop, Kateryna Filippenko, Principal Analy... For more info go to <https://bit.ly/3GDhiiC>

**U.S. Gas Prices Jump As Freeport LNG Targets Full Restart In March**

U.S. natural gas prices surged on the news that one of the largest U.S. LNG export terminals is targeting a complete operational restart by March 2023. Freeport LNG, a major liquefied natural gas exporter in Texas, wrote in a press release that "it is targeting initial production at the facility in mid-December," with "full production utilizing both docks remains anticipated to commence in March 2023." Remember, Freeport has been shuttered since June due to an explosion, with an initial reopening timeframe around fall. The delay has a silver lining: more NatGas will be injected back into the US grid as the heating season begins, though the bad news is that Europe will receive fewer shipments of US LNG shipments. "Each of Freeport LNG's three liquefaction trains will be restarted and ra... For more info go to <https://bit.ly/3UWINYL>

**North American LNG exports to drive natural gas market growth**

A rise in North American LNG exports is expected to triple the region's current natural gas market over the next decade, supporting 29 billion cubic feet per day (bcfd) of production from 2022 to 2033. That's according to a new report from the energy consultancy Wood Mackenzie that suggests new supply will put downward pressure on gas prices until LNG export facilities come online towards the end of the decade, creating an outlet to international demand centres. Dulles Wang, Director, Americas Gas and LNG Research for Wood Mackenzie, said the expansion is equivalent to adding two new Permian basins. "As Europe diversifies to more secure supply sources and international buyers across the global seek reliable low-cost supply, North America is poised to deliver," he stated. According to the report, North American gas... For more info go to <https://bit.ly/30tM717>

**Prompt Natural Gas (NG)**

**Daily Sentiment**

**BEARISH**



RESISTANCE  
7.474 & 7.724  
SUPPORT  
6.772 & 6.32

**NATURAL GAS**

Futures	Close
NG	\$6.776
Volume	17,715
Open Int.	24,794

**Contact Us**



**Mansfield Energy Corp**

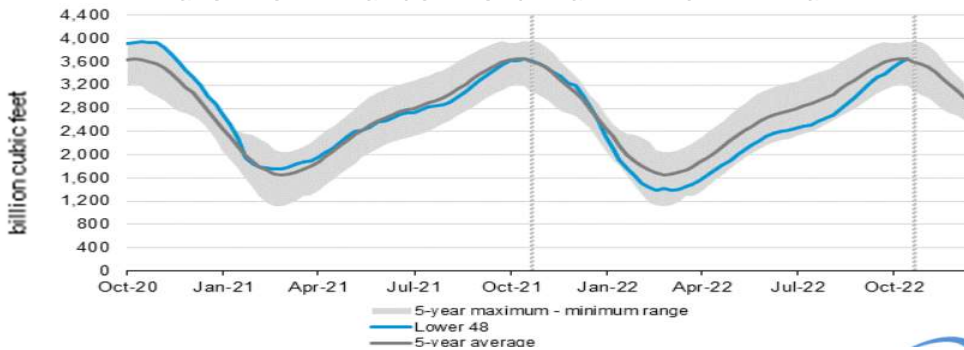
1025 Airport Pkwy  
Gainesville, GA 30501  
[www.mansfield.energy](http://www.mansfield.energy)

info@mansfieldoil.com  
Phone: (800) 695 - 6626

# NATURAL GAS NEWS



## WEEKLY GAS IN UNDERGROUND STORAGE WITH 5-YR RANGE



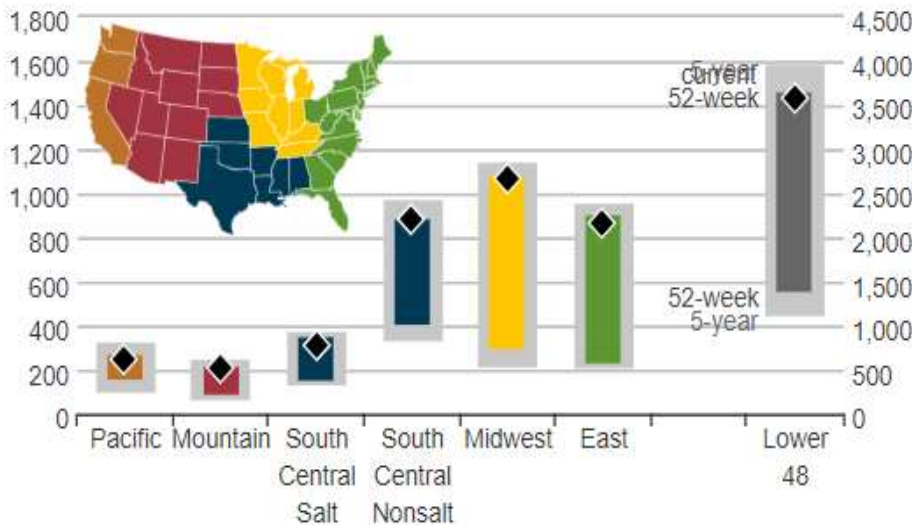
for week ending November 04, 2022 | Released: November 10, 2022 | Next Release: November 10, 2022

### EIA Weekly Storage Actual and Surveys for November 4, 2022

Released November 10, 2022

Range	62 to 84
S&P Global	62
FX Street	64
Investing.com	63

## UNDERGROUND WORKING NAT GAS STORAGE AS OF 11/17/2022



### Total Working Gas In Storage

**3644 BCF**

- 64 BCF (LAST WEEK)
- +4 BCF (LAST YEAR)
- 7 BCF (5-YEAR AVG)

### U.S. Natural Gas Supply

#### Gas Week -

Average Daily Values (BCF/D):

#### Last Year (BCF/d)

Dry Production -	95.7
Total Supply -	100.6

#### Last Week (BCF/d)

Dry Production -	99.9
Total Supply -	103.9

[Next Report: December 01]

### U.S. Natural Gas Demand

#### Gas Week -

Average Daily Values (BCF/D):

#### Last Year (BCF/d)

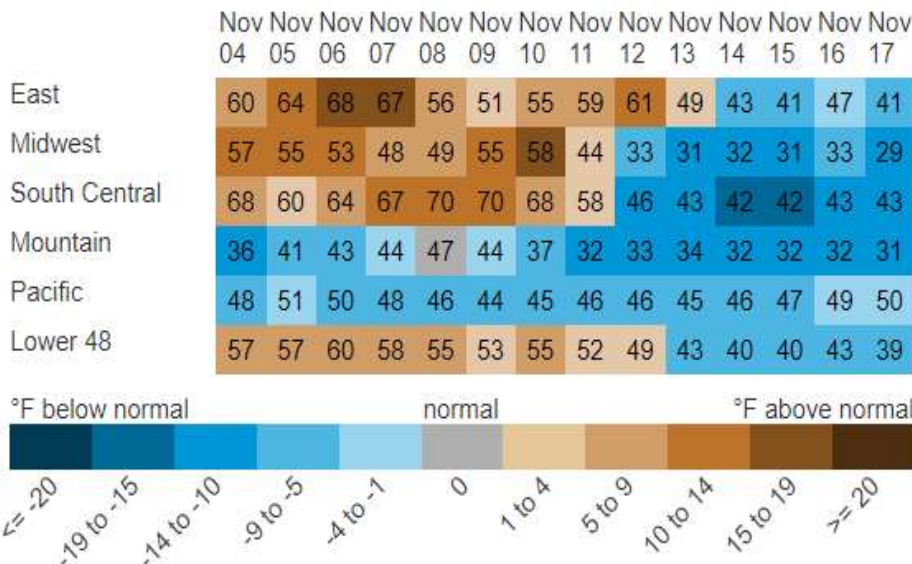
Power -	28.6
Total Demand -	99.7

#### Last Week (BCF/d)

Power -	30.3
Total Demand -	96.4

[Next Report: December 01]

## REGIONAL AVG TEMPERATURES AND DEPARTURE FROM NORMAL

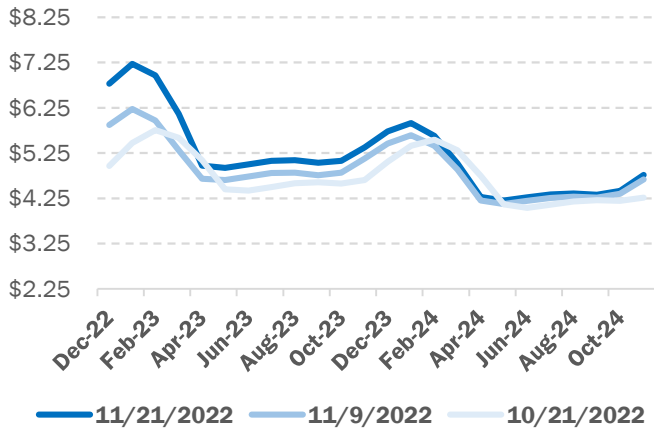


# NATURAL GAS NEWS

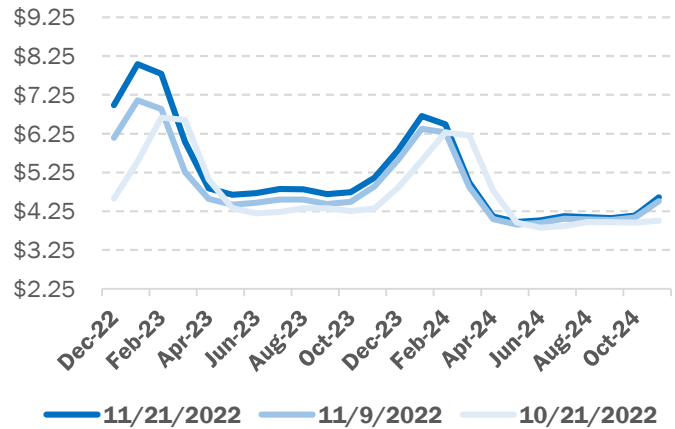


## NATURAL GAS BASIS FUTURES

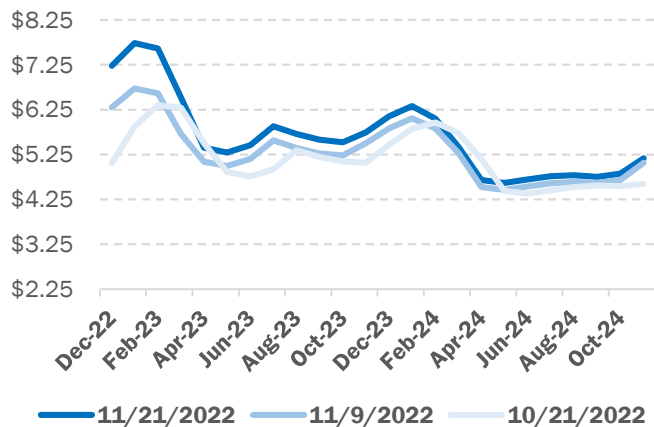
### NYMEX



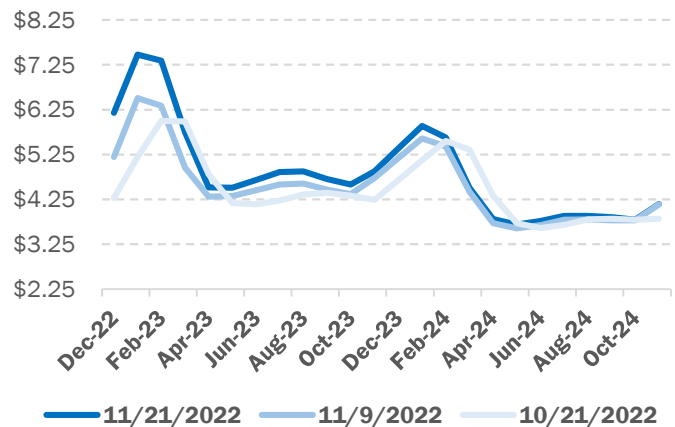
### Chicago City Gate



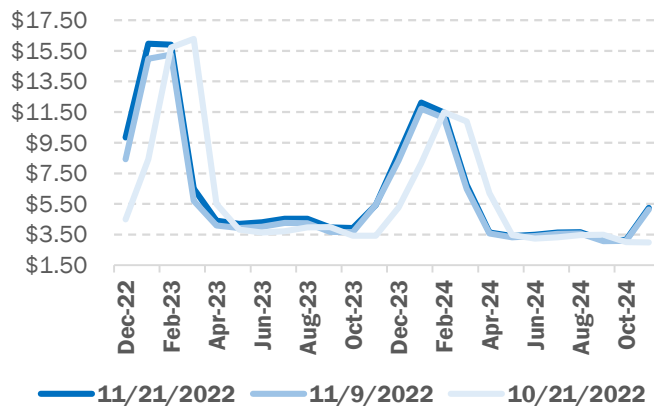
### FGT Zone 3



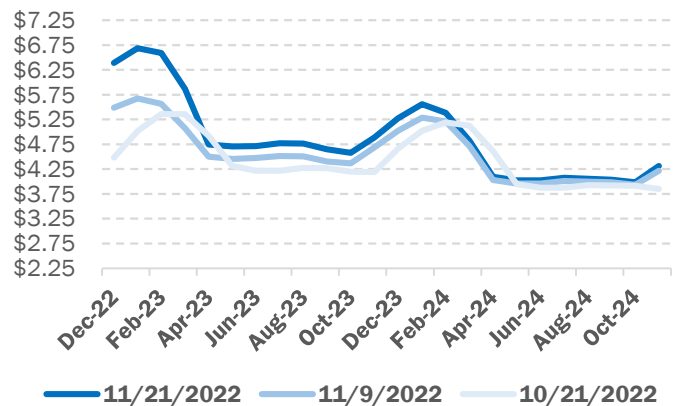
### Houston Ship Channel



### Transco Zone 6 NY



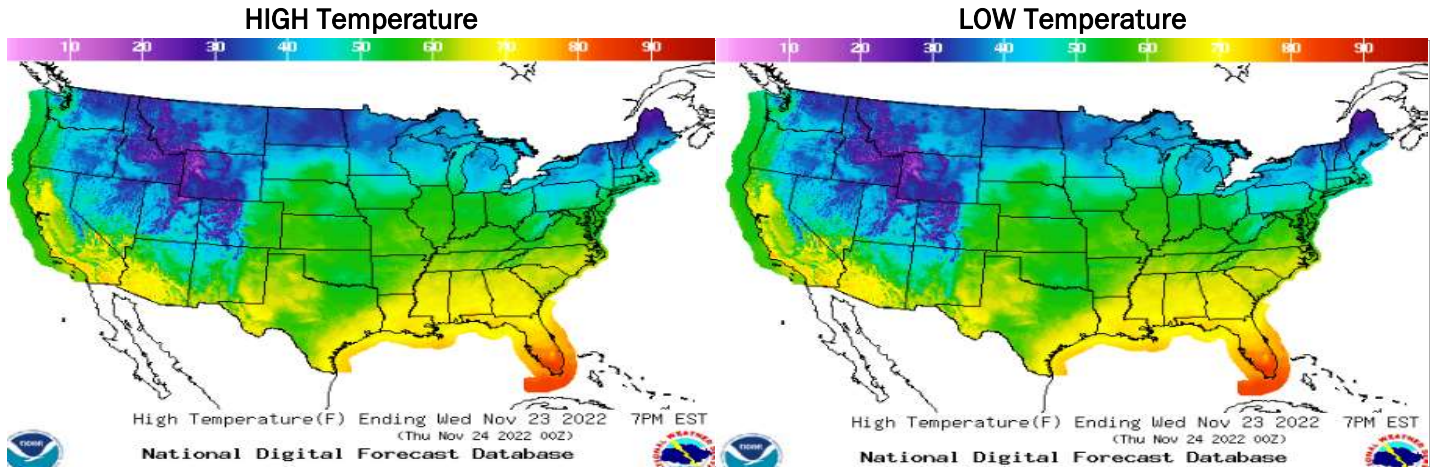
### MichCon



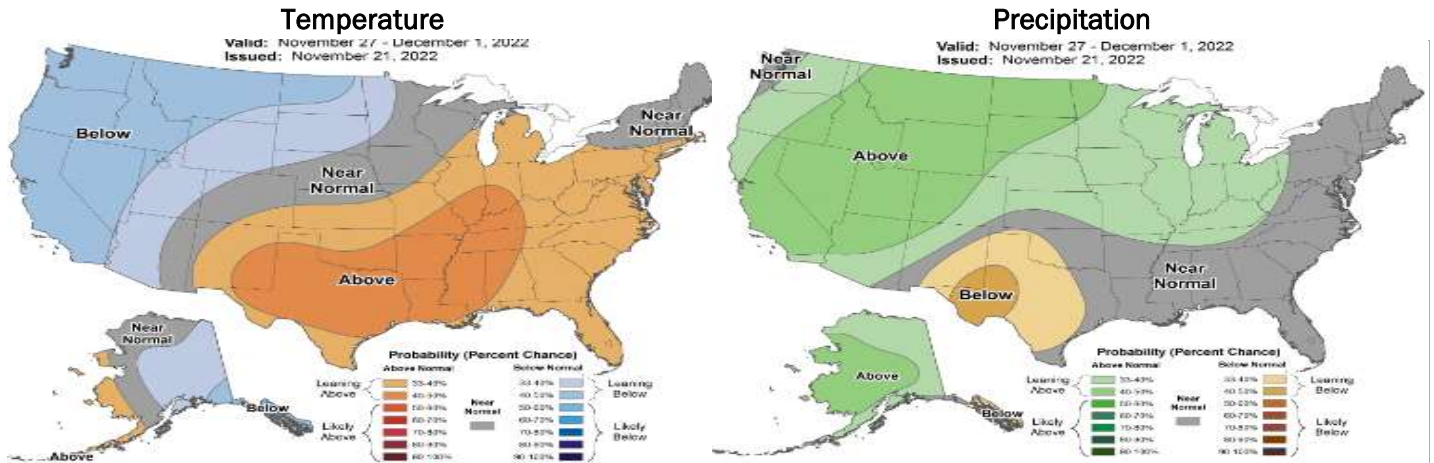
# NATURAL GAS NEWS



## WEATHER - HIGH / LOW TEMPERATURE - TOMORROW



## WEATHER - 6 - 10 DAY OUTLOOK - NOAA



## WEATHER - 8 - 14 DAY OUTLOOK - NOAA

