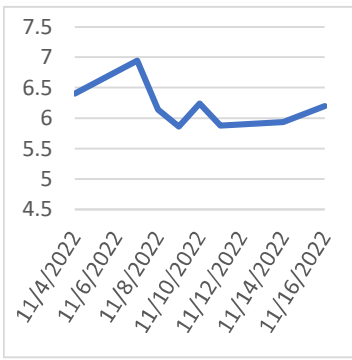


Thursday, November 17, 2022

**Last Week's Prompt
NYMEX**



NYMEX NG Futures

Month	Close	Change
Dec-22	6.2	0.267
Jan-23	6.607	0.308
Feb-23	6.353	0.303
Mar-23	5.59	0.180
Apr-23	4.799	0.073
May-23	4.774	0.068
Jun-23	4.858	0.074
Jul-23	4.947	0.079
Aug-23	4.958	0.081
Sep-23	4.896	0.079
Oct-23	4.944	0.074
Nov-23	5.256	0.081
Dec-23	5.587	0.084
Jan-24	5.777	0.093
Feb-24	5.541	0.085
Mar-24	4.962	0.059
Apr-24	4.237	0.031
May-24	4.183	0.041
Jun-24	4.251	0.047
Jul-24	4.327	0.055
Aug-24	4.351	0.057
Sep-24	4.326	0.054
Oct-24	4.413	0.056
Nov-24	4.748	0.067
1 YR STRIP	5.3485	0.139
2023	5.2974	0.124

IN THE NEWS

Eight years of oil and gas supply within touching distance of North Sea

Britain's North Sea has over eight billion barrels worth of untapped oil and gas reserves within 45km of existing North Sea infrastructure, a new report from the offshore energy trade body has estimated. Timed just ahead of what is expected to be an increase in the windfall tax on North Sea oil and gas producers in the chancellor's Autumn Statement, Offshore Energies (OEUK) added that the reserves are roughly eight times the UK's annual consumption of oil and gas. Mark Wilson, OEUK's safety director, said: "With the right support, exploration activity in the UK can play a critical role, ensuring the UK can meet domestic demand, deliver energy security and become an enabler for the energy transition. "Pursuing these resources is critical to a managed and homegrown transition to cleaner energies, preventing a rapi... For more info go to <https://bit.ly/3EGhiwG>

U.S. natural gas futures gain 3% ahead of storage report

U.S. natural gas futures edged up about 3% to a one-week high on Thursday as forecasts continued to call for colder weather and higher heating demand next week. Prices increased despite forecasts for warmer weather and lower heating demand in two weeks than previously expected and a federal storage report expected to show a much bigger-than-usual storage build last week when the weather was still mild and heating demand low. Analysts forecast U.S. utilities added 63 billion cubic feet (bcf) of gas to storage during the week ended Nov. 11. That compares with an increase of 23 bcf in the same week last year and a five-year (2017-2021) average decline of 5 bcf. If correct, last week's increase would push stockpiles to 3.643 trillion cubic feet (tcf), or 0.2% below the five-year average of 3.6... For more info go to <https://yhoo.it/3Efb3yn>

Why LNG Spot Prices Don't Reflect Soaring Demand

In the past and under normal circumstances, spot LNG has experienced peaks and troughs in demand and pricing mostly based on seasonal peaks for summer and winter in the main northern hemisphere markets of Europe and North Asia. However, the current LNG market has continued to defy these conventions, with the spot price softening considerably ahead of winter despite heightened demand. The price of JKM contracts ended at \$27.23 per million British thermal units (mmBtu) on Monday, 61% lower from the record high of \$69.96 per mmBtu reached on Aug. 25 when the markets feared Europe would be going into winter with insufficient supplies. Indeed, the current spot price is even lower than the \$31.61 per mmBtu that prevailed at this time last year. There's a method to the madness, though There are several factors as well as... For more info go to <https://bit.ly/3E8cAq4>

**Prompt Natural Gas (NG)
Daily Sentiment**

BEARISH



RESISTANCE
6.785 & 6.964
SUPPORT
6.28 & 5.954

NATURAL GAS

Futures	Close
NG	\$6.200
Volume	28,716
Open Int.	43,531

Contact Us



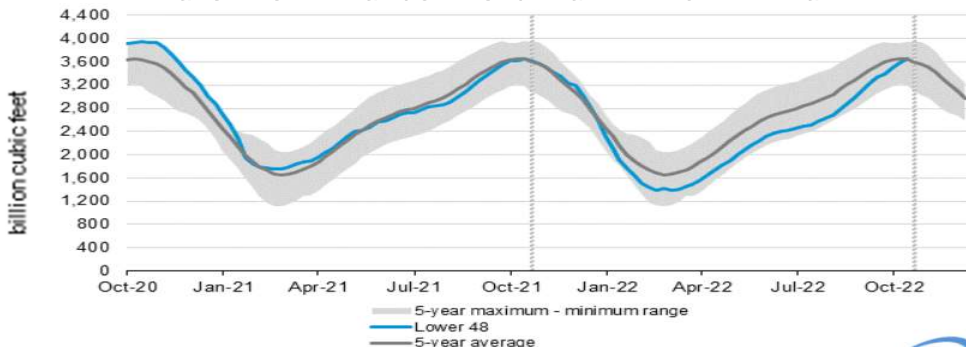
Mansfield Energy Corp
1025 Airport Pkwy
Gainesville, GA 30501
www.mansfield.energy

info@mansfieldoil.com
Phone: (800) 695 - 6626

NATURAL GAS NEWS



WEEKLY GAS IN UNDERGROUND STORAGE WITH 5-YR RANGE



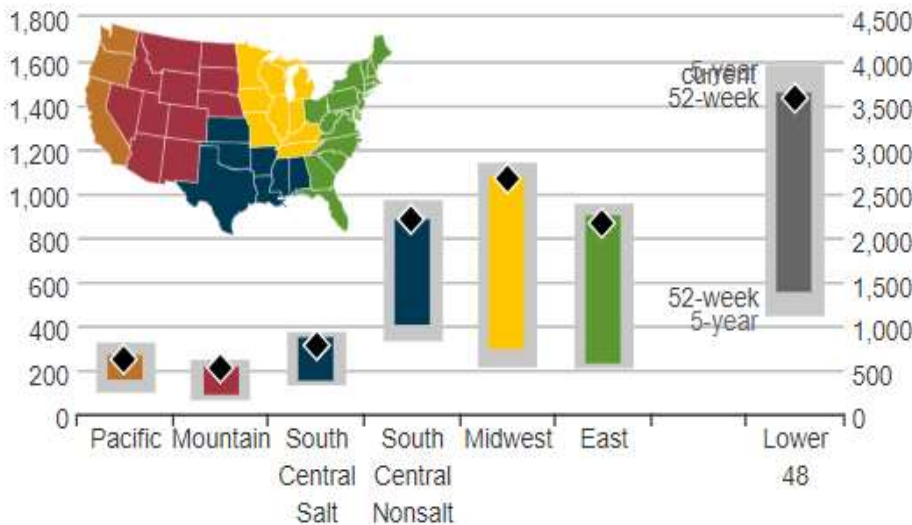
for week ending November 04, 2022 | Released: November 10, 2022 | Next Release: November 10, 2022

EIA Weekly Storage Actual and Surveys for November 4, 2022

Released November 10, 2022

Range	62 to 84
S&P Global	62
FX Street	64
Investing.com	63

UNDERGROUND WORKING NAT GAS STORAGE AS OF 11/04/2022



Total Working Gas In Storage

3644 BCF

- 64 BCF (LAST WEEK)
- +4 BCF (LAST YEAR)
- 7 BCF (5-YEAR AVG)

U.S. Natural Gas Supply

Gas Week -

Average Daily Values (BCF/D):

Last Year (BCF/d)

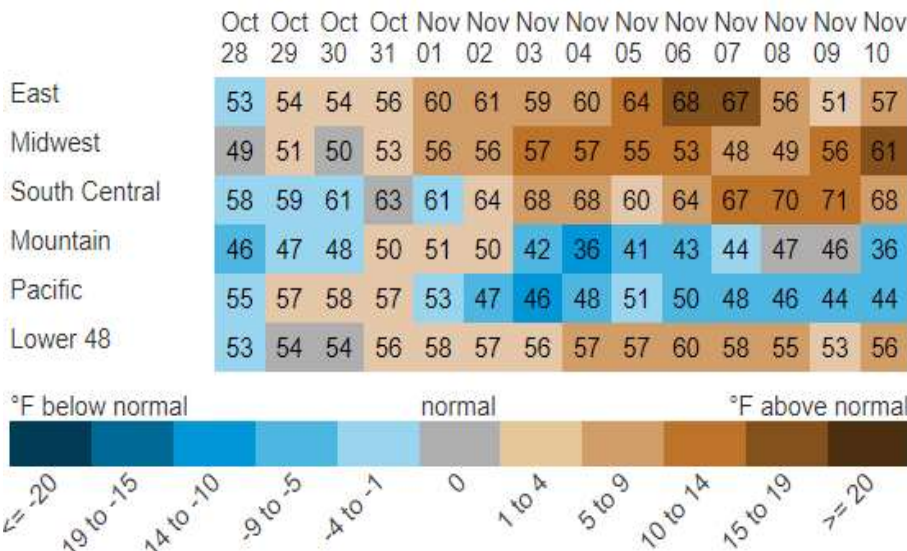
Dry Production -	97.2
Total Supply -	102.7

Last Week (BCF/d)

Dry Production -	100.5
Total Supply -	105.5

[Next Report: November 17]

REGIONAL AVG TEMPERATURES AND DEPARTURE FROM NORMAL



U.S. Natural Gas Demand

Gas Week -

Average Daily Values (BCF/D):

Last Year (BCF/d)

Power -	30.7
Total Demand -	102.5

Last Week (BCF/d)

Power -	29.1
Total Demand -	95.2

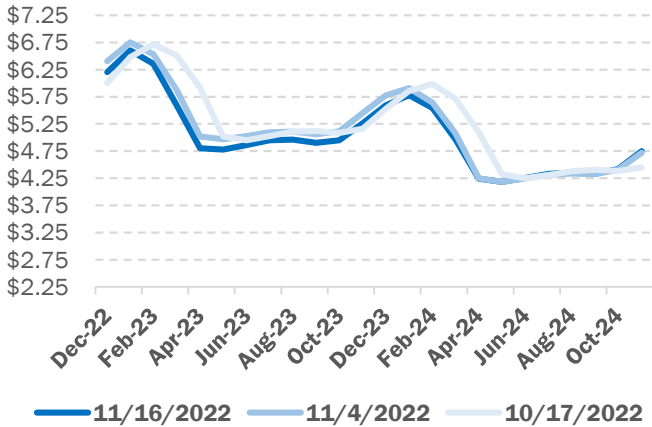
[Next Report: November 17]

NATURAL GAS NEWS

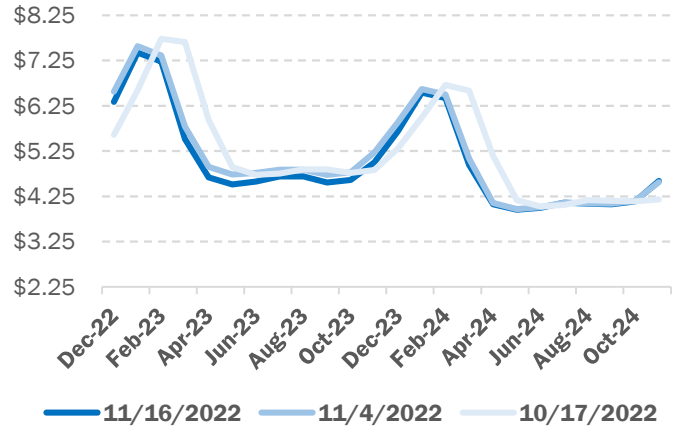


NATURAL GAS BASIS FUTURES

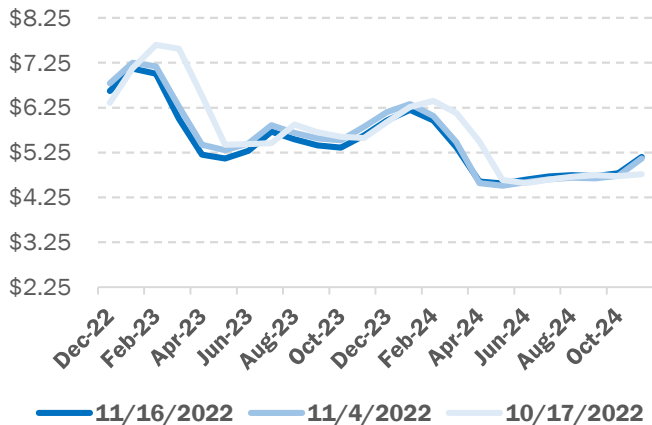
NYMEX



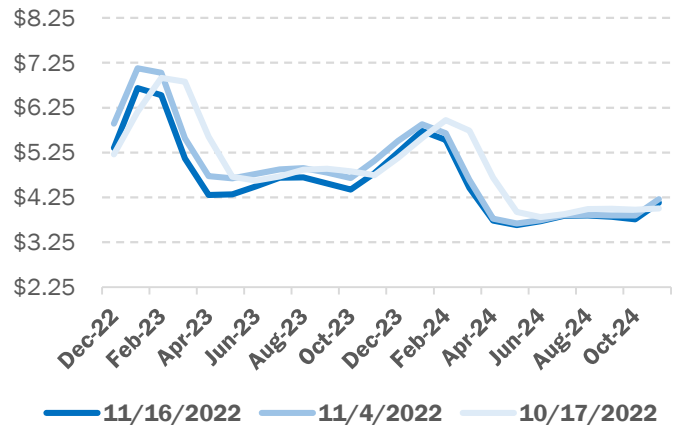
Chicago City Gate



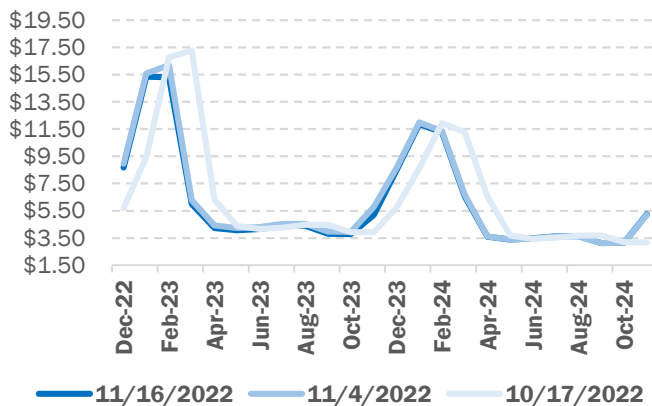
FGT Zone 3



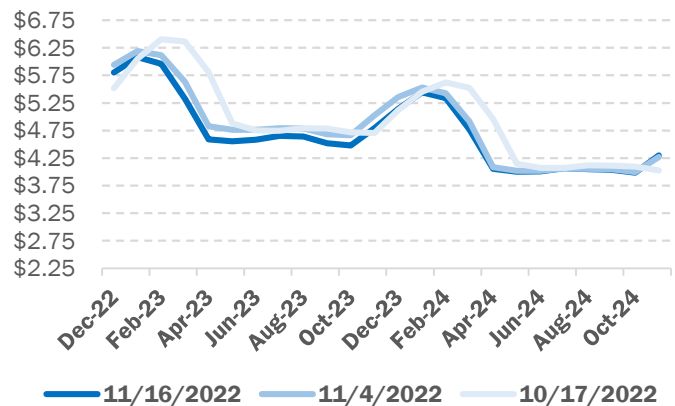
Houston Ship Channel



Transco Zone 6 NY



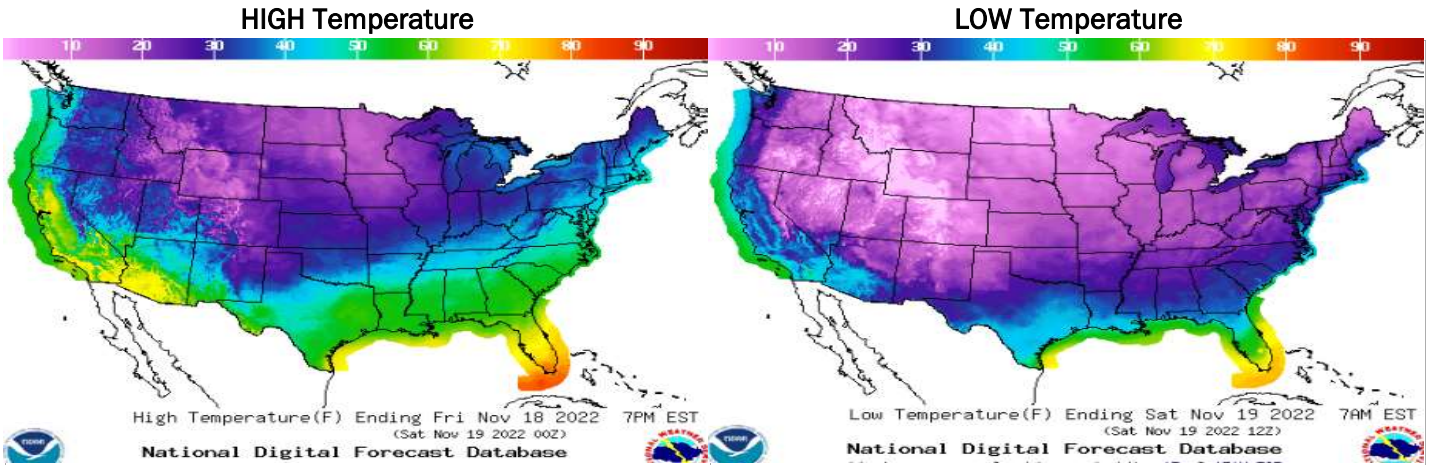
MichCon



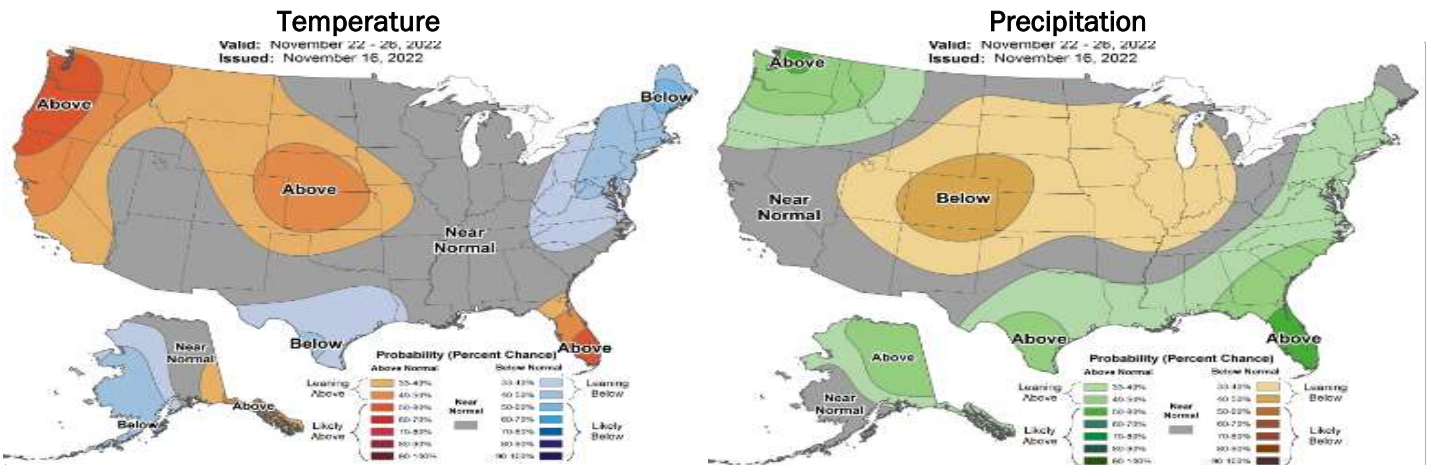
NATURAL GAS NEWS



WEATHER - HIGH / LOW TEMPERATURE - TOMORROW



WEATHER - 6 - 10 DAY OUTLOOK - NOAA



WEATHER - 8 - 14 DAY OUTLOOK - NOAA

