

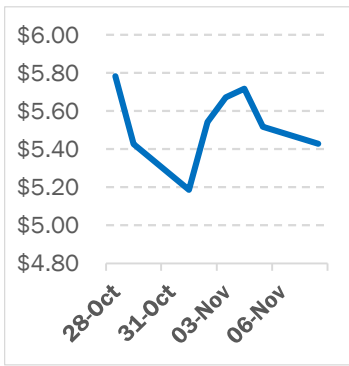
# NATURAL GAS



NEWS

Tuesday, November 9, 2021

**Last Week's Prompt  
NYMEX**



**NYMEX NG Futures**

Month	Close	Change
Dec-21	5.427	(0.089)
Jan-22	5.505	(0.121)
Feb-22	5.367	(0.127)
Mar-22	5.029	(0.132)
Apr-22	4.081	(0.021)
May-22	3.983	(0.013)
Jun-22	4.01	(0.011)
Jul-22	4.05	(0.010)
Aug-22	4.055	(0.010)
Sep-22	4.034	(0.011)
Oct-22	4.061	(0.011)
Nov-22	4.135	(0.011)
Dec-22	4.301	(0.007)
Jan-23	4.39	(0.006)
Feb-23	4.275	(0.002)
Mar-23	3.956	(0.001)
Apr-23	3.218	0.015
May-23	3.13	0.016
Jun-23	3.167	0.017
Jul-23	3.206	0.015
Aug-23	3.219	0.013
Sep-23	3.208	0.013
Oct-23	3.246	0.012
Nov-23	3.365	0.013
1 YR STRIP	4.4781	(0.047)
2021	4.6815	(0.066)

**IN THE NEWS**

**Natural Gas Prices Soar As Putin Punks Europe**

In late October, the market rejoiced and nat gas prices puked (even as we warned this was just the latest joke the Kremlin was playing at gullible Europe's expense) after news that Russian President Vladimir Putin had asked Gazprom to "gradually" raise volumes to Europe starting November 8. So fast forwarding to November 8, i.e., today when not only is there no gas being shipped to Germany via Russia's anchor Yamal pipeline as of today but there are there no signs the continent will get any relief any time soon, with Gazprom moments ago tightening the proverbial (and literal) squeeze on Europe's gas supply. Today's squeeze follows a supply shock on Sunday, when no extra capacity to send additional supplies to Europe was booked in auctions. That's a disappointment for traders who had been counting on Gazprom to fol... For more info go to <https://bit.ly/3DeMWhT>

**U.S. Consumers To Foot The Bill For Surge In Natural Gas Exports**

U.S. consumers and utilities will be paying much higher prices for natural gas and energy this winter, as record American natural gas exports amid sluggish domestic production growth have raised prices for the fuel. The global natural gas supply crunch has impacted U.S. prices, too. But it has also drawn record volumes of gas exports out of America this year, leaving lower volumes for the domestic market, on which major natural gas producers are sticking to capital discipline to reward shareholders and are not rushing to raise output. As a result, utilities have started to warn customers they would be paying higher prices for heating and energy this winter. A total of 48 percent of U.S. homes will pay 30 percent higher bills for heating this winter, as 48 percent is the share of U.S. hous... For more info go to <https://bit.ly/2YvIJrT>

**PetroChina expects tight global natural gas supply to ease in 2022**

The tight supply situation of natural gas in the global markets is expected to ease to a certain extent in 2022 as production growth is forecast to outpace demand, said Luo Yizhou, vice president of PetroChina International Co. Ltd, a subsidiary of state-owned PetroChina. "With the normalization of COVID-19 pandemic prevention and control measures, the continuous recovery of the world economy, and the stabilization of international oil prices, global natural gas demand is estimated to grow to around 4.070 trillion cu m in 2022, up 2.3% year on year," Luo said at the 10th China International Oil and Gas Trade Congress in Shanghai Nov. 8. "On the other hand, global natural gas production is expected to be 4.12 trillion cu m in 2022, up 4% year on year," he said, expecting the tight gas supply to ease based on that s... For more info go to <https://bit.ly/3H4kOG>

**Prompt Natural Gas (NG)  
Daily Sentiment**

**BEARISH**



RESISTANCE  
5.6 & 5.773  
SUPPORT  
5.317 & 5.207

**NATURAL GAS**

Futures	Close
NG	\$5.43
Volume	117,688
Open Int.	22,866

**Contact Us**



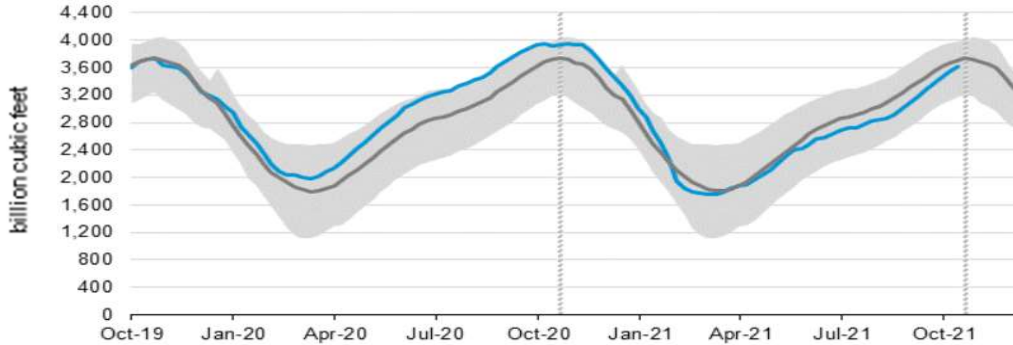
**Mansfield Energy Corp**  
1025 Airport Pkwy  
Gainesville, GA 30501  
[www.mansfield.energy](http://www.mansfield.energy)

info@mansfieldoil.com  
Phone: (800) 695 - 6626

# NATURAL GAS NEWS



## WEEKLY GAS IN UNDERGROUND STORAGE WITH 5-YR RANGE



for week ending October 29, 2021 | Released: November 4, 2021 at 10:30 a.m. | Next Release: November 10, 2021

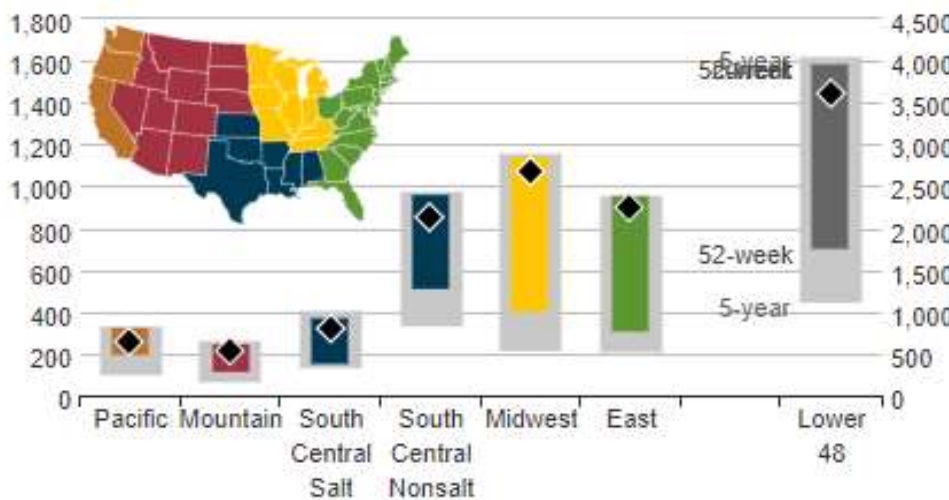
**EIA Weekly Storage Actual and Surveys for October 29, 2021**

Released November 04, 2021

Range	70 to 78
S&P Platts	70
NGI	68
Investing.com	87

## UNDERGROUND WORKING NAT GAS STORAGE AS OF 10/29/2021

billion cubic feet



## Total Working Gas In Storage

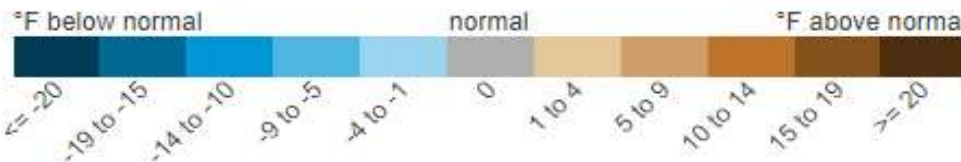
**3611 BCF**

- +63 BCF (LAST WEEK)
- 313 BCF (LAST YEAR)
- 101 BCF (5-YEAR AVG)

## REGIONAL AVG TEMPERATURES AND DEPARTURE FROM NORMAL

degrees Fahrenheit

	Oct 22	Oct 23	Oct 24	Oct 25	Oct 26	Oct 27	Oct 28	Oct 29	Oct 30	Oct 31	Nov 01	Nov 02	Nov 03	Nov 04
East	62	57	57	62	60	57	56	56	56	58	55	51	47	46
Midwest	47	48	49	50	48	47	49	51	51	49	42	40	38	39
South Central	68	71	73	71	70	66	62	59	58	60	59	57	55	52
Mountain	55	52	52	55	51	49	51	55	53	50	48	48	50	53
Pacific	57	54	55	53	53	57	62	63	57	55	53	56	59	59
Lower 48	59	57	57	59	57	56	56	56	56	55	52	50	49	48



## U.S. Natural Gas Supply Gas Week 10/28 - 11/03

Average Daily Values (BCF/D):

Last Year (BCF/d)

Dry Production -	88.3
Total Supply -	93.5
Last Week (BCF/d)	
Dry Production -	93.9
Total Supply -	99.7

[Next Report: November 11]

## U.S. Natural Gas Supply Gas Week -

Average Daily Values (BCF/D):

Last Year (BCF/d)

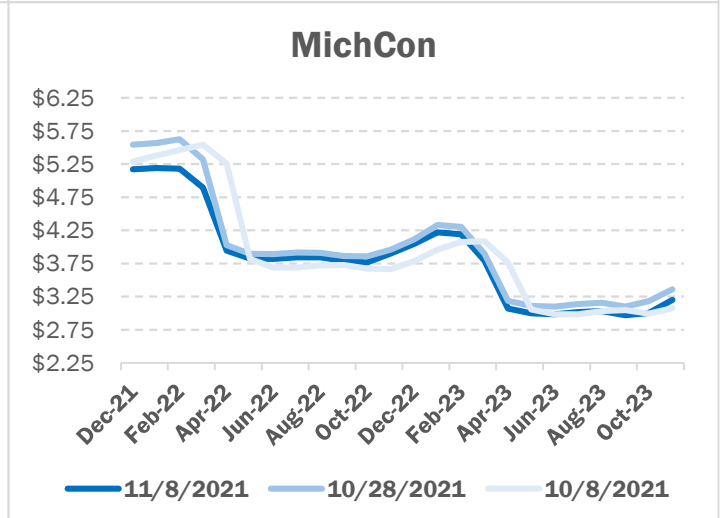
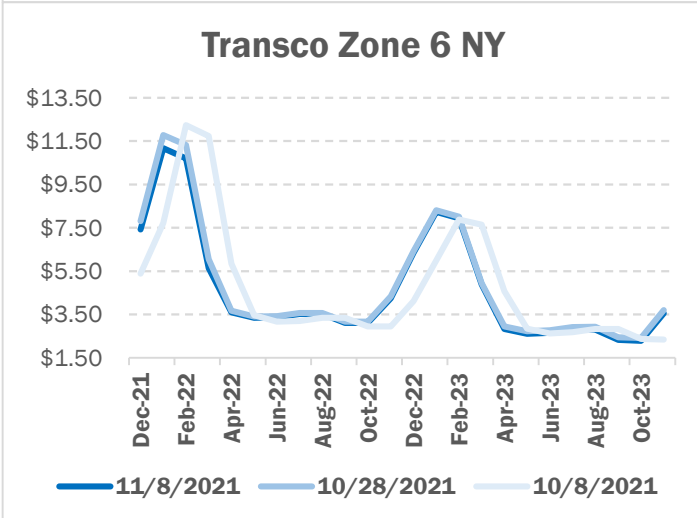
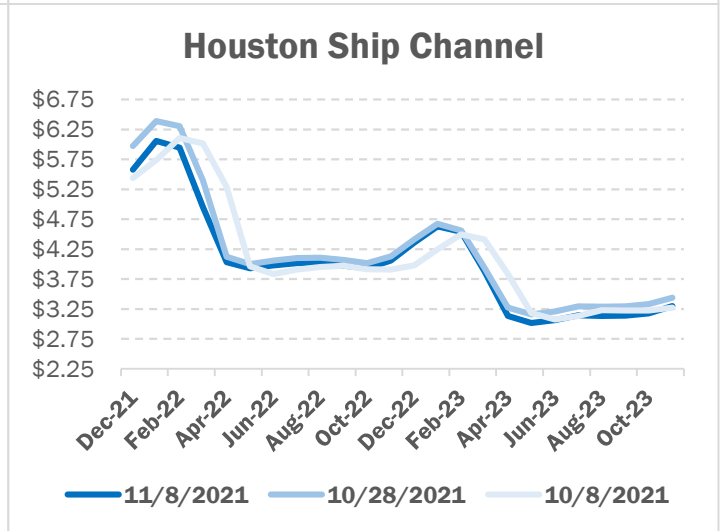
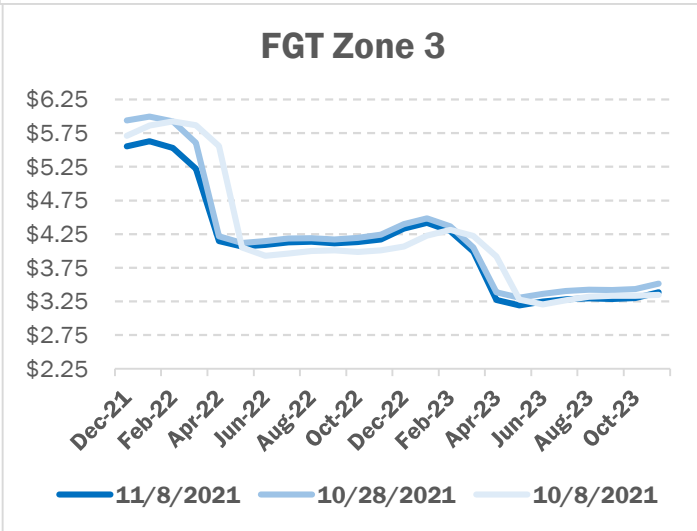
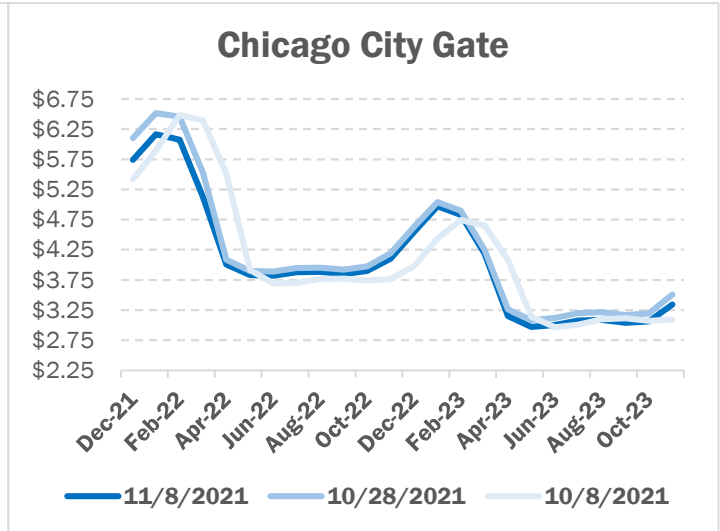
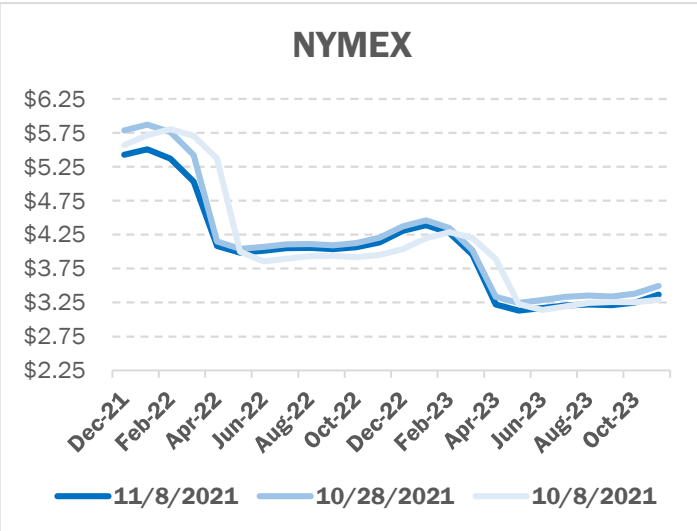
Dry Production -	27.9
Total Supply -	96.2
Last Week (BCF/d)	
Dry Production -	28.9
Total Supply -	91.4

[Next Report: November 11]

# NATURAL GAS NEWS



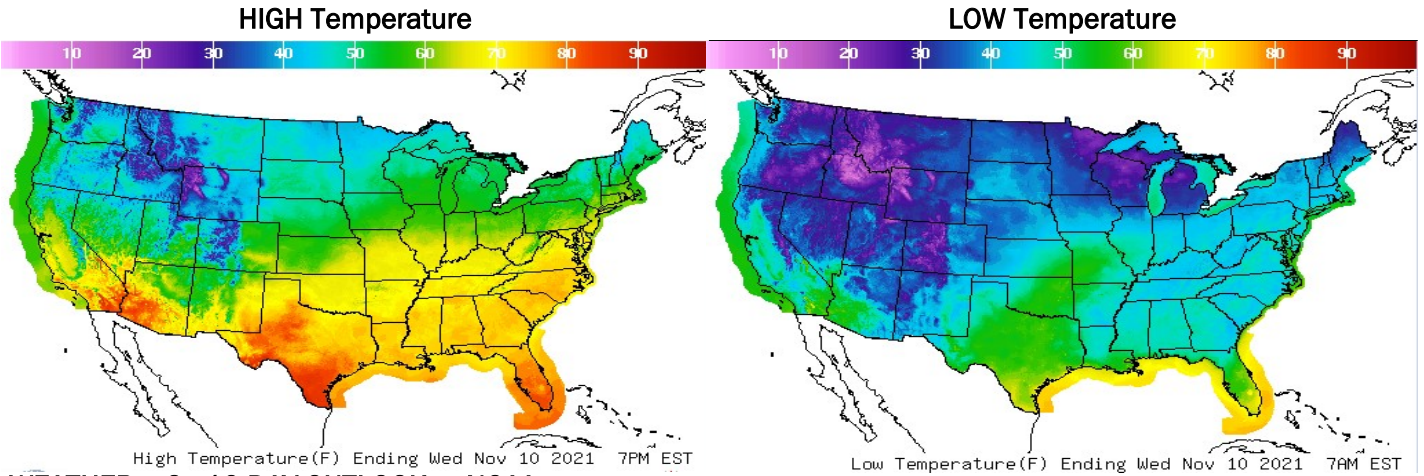
## NATURAL GAS BASIS FUTURES



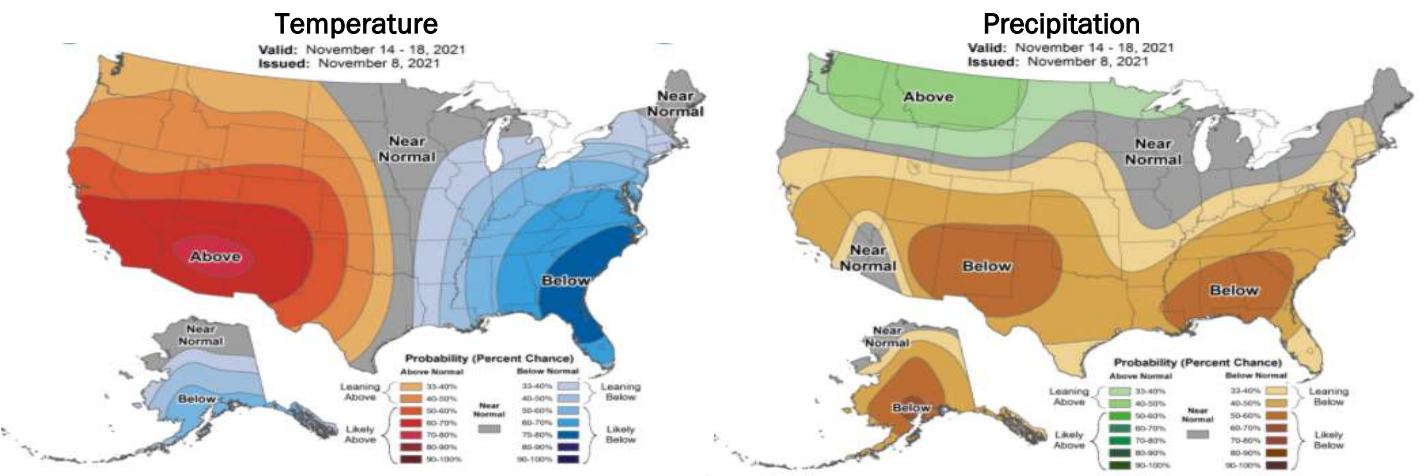
# NATURAL GAS NEWS



## WEATHER - HIGH / LOW TEMPERATURE - TOMORROW



## WEATHER - 6 - 10 DAY OUTLOOK - NOAA



## WEATHER - 8 - 14 DAY OUTLOOK - NOAA

