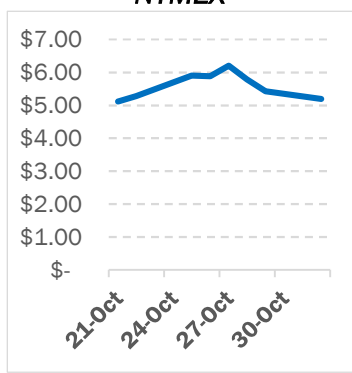


NATURAL GAS



NEWS

Tuesday, November 2, 2021

Last Week's Prompt
NYMEX

NYMEX NG Futures

Month	Close	Change
Dec-21	5.186	(0.240)
Jan-22	5.305	(0.224)
Feb-22	5.202	(0.231)
Mar-22	4.912	(0.233)
Apr-22	3.893	(0.154)
May-22	3.799	(0.156)
Jun-22	3.836	(0.153)
Jul-22	3.88	(0.151)
Aug-22	3.882	(0.153)
Sep-22	3.865	(0.153)
Oct-22	3.895	(0.155)
Nov-22	3.984	(0.156)
Dec-22	4.153	(0.154)
Jan-23	4.245	(0.152)
Feb-23	4.141	(0.148)
Mar-23	3.831	(0.133)
Apr-23	3.19	(0.100)
May-23	3.106	(0.099)
Jun-23	3.145	(0.099)
Jul-23	3.189	(0.098)
Aug-23	3.205	(0.097)
Sep-23	3.191	(0.098)
Oct-23	3.229	(0.099)
Nov-23	3.346	(0.099)
1 YR STRIP	4.3033	(0.180)
2021	4.5016	(0.193)

IN THE NEWS

Natural Gas Prices Could Soar Even Higher As Europe Braces For A Cold Winter

As Europe enters the heating season with natural gas inventories at the lowest level in a decade, policymakers, consumers, and industries are left at the mercy of the weather, hoping for a mild winter to avoid further tightening of the already tight European gas market. Following the colder than usual 2020/2021 winter, Europe has been struggling to fill gas storage sites to adequate levels in recent months as Asian buyers have been snapping up LNG cargoes. Buyers prefer to ship LNG to Asia where the price of gas per million British thermal units is higher than the equivalent prices in Europe. Despite the fact that the global gas price surge originated from woefully low inventories in Europe and led to record Asian LNG spot prices, Asia is winning the bidding war for spot LNG supply, leaving Europe undersupplied.... For more info go to <https://bit.ly/3k1BG0v>

Europe's energy crisis deepens as Russia cuts gas exports

Russian exports of natural gas to Europe fell over the weekend and into Nov. 1, with a complete pause in delivery via the Yamal pipeline deepening the continent's already acute energy crisis. Coinciding with the new gas month and the meeting of world leaders and diplomats at the UN Climate Change Conference (COP 26) in Glasgow, the maneuver also came against a backdrop of ongoing deliberation over the fate of Russia's Nord Stream 2 dual-pipeline system, which is nearing completion but remains in the balance. Having gradually ramped down exports via Yamal since August, German transmission system operator Gascade said physical entry flows at Yamal terminus Mallnow had fallen to zero, and even began flowing in the other direction. It had not switched back as November delivery began. Moreover,... For more info go to <https://bit.ly/3BCPkGK>

U.S. natgas falls near 5% on drop in European prices, rising output

U.S. natural gas futures fell almost 5% to a one-week low on Friday on rising output in the United States and another big drop in global gas prices after Russia said it would send more fuel to Europe for the winter heating season. That U.S. decline puts the contract on track to fall in October after six months of gains. The daily decline occurred despite rising liquefied natural gas exports (LNG) and forecasts for colder weather and soaring heating demand in two weeks. Gas prices in Europe slid more than 10% for a second day in a row after Russian President Vladimir Putin earlier in the week told Kremlin-controlled energy giant Gazprom to start pumping gas into European storage once Russia finishes filling its own stocks, which may happen by Nov. 8. Since the summer, gas prices around the world have soared to reco... For more info go to <https://bit.ly/2Y95ReB>

Prompt Natural Gas (NG)
Daily Sentiment

BULLISH



RESISTANCE

5.417 & 5.647

SUPPORT

5.036 & 4.885

NATURAL GAS

Futures	Close
NG	\$5.19
Volume	148,599
Open Int.	72,528

Contact Us



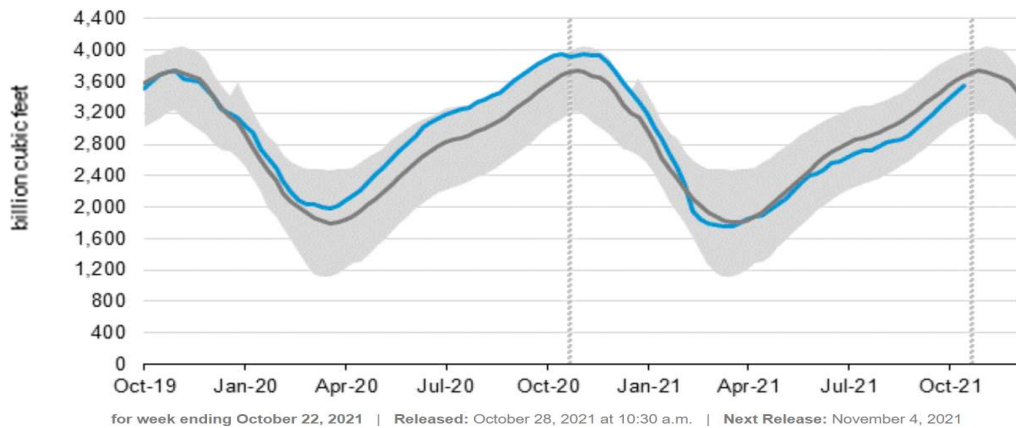
Mansfield Energy Corp
1025 Airport Pkwy
Gainesville, GA 30501
www.mansfield.energy

info@mansfieldoil.com
Phone: (800) 695 - 6626

NATURAL GAS NEWS



WEEKLY GAS IN UNDERGROUND STORAGE WITH 5-YR RANGE

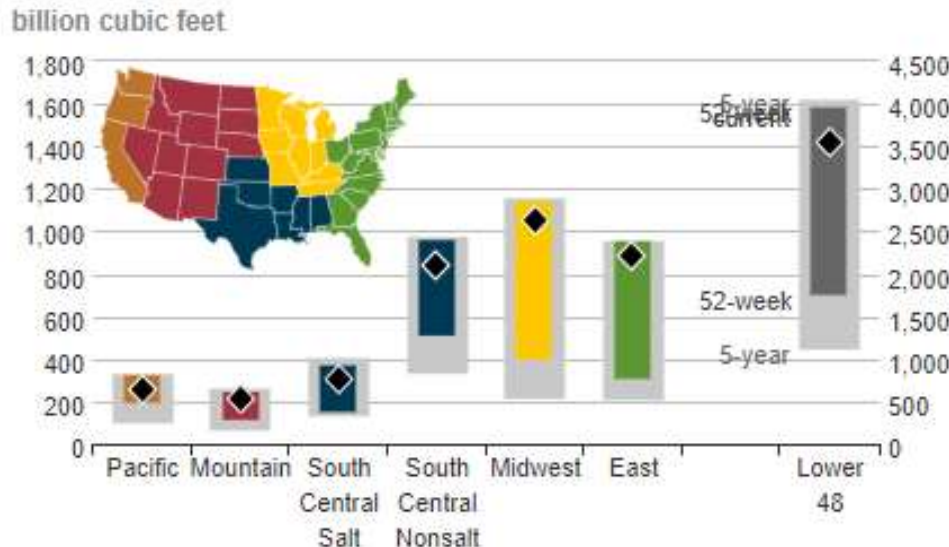


EIA Weekly Storage Actual and Surveys for October 22, 2021

Released October 28, 2021

Range	90 to 95
S&P Platts	90
NGI	94
Investing.com	87

UNDERGROUND WORKING NAT GAS STORAGE AS OF 10/22/2021



3548 BCF

+87 BCF (LAST WEEK)

-403 BCF (LAST YEAR)

-126 BCF (5-YEAR AVG)

U.S. Natural Gas Supply Gas Week 10/21 - 10/27

Average Daily Values (BCF/D):

Last Year (BCF/d)

Dry Production - 89.3

Total Supply - 93.5

Last Week (BCF/d)

Dry Production - 92.2

Total Supply - 98.1

[Next Report: November 04]

U.S. Natural Gas Supply Gas Week -

Average Daily Values (BCF/D):

Last Year (BCF/d)

Dry Production - 30.2

Total Supply - 89.8

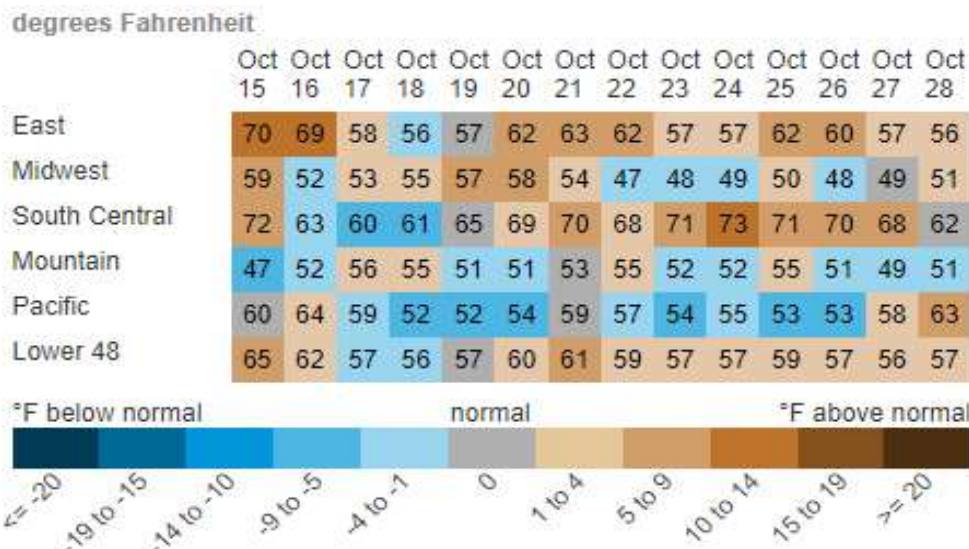
Last Week (BCF/d)

Dry Production - 27.7

Total Supply - 86.3

[Next Report: November 04]

REGIONAL AVG TEMPERATURES AND DEPARTURE FROM NORMAL

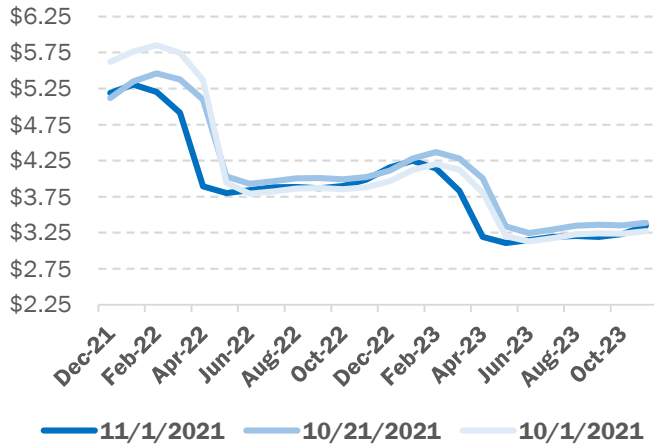


NATURAL GAS NEWS

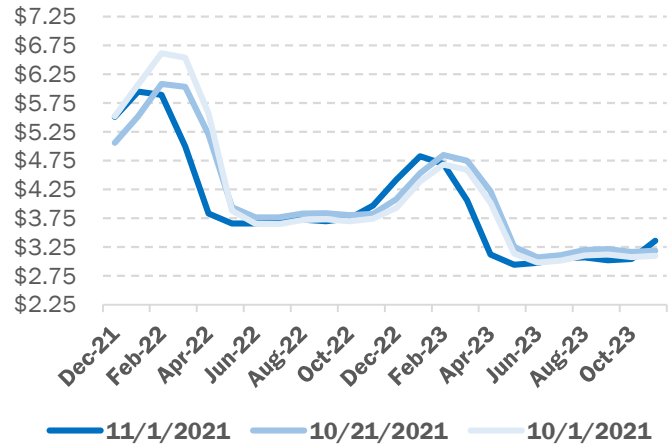


NATURAL GAS BASIS FUTURES

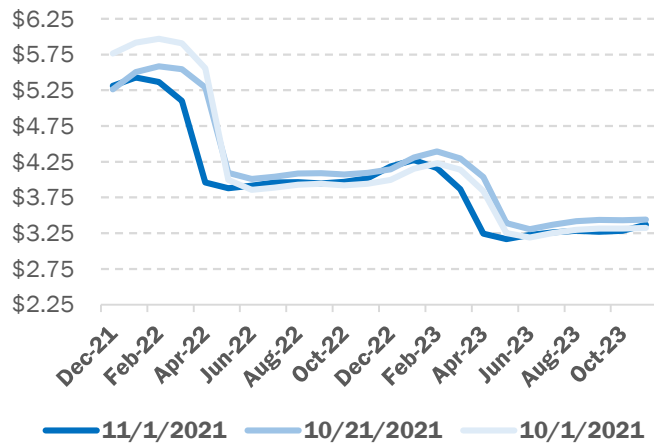
NYMEX



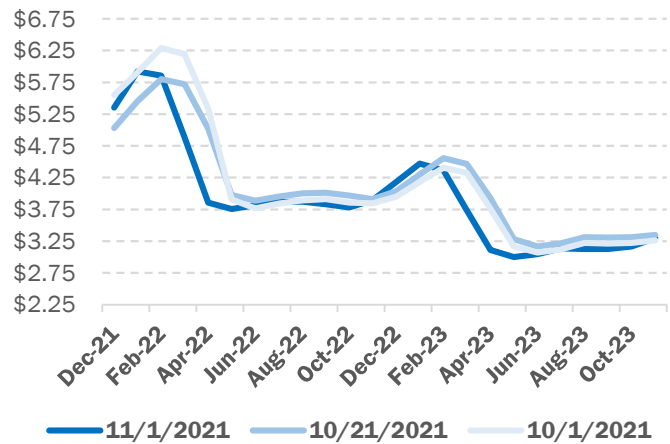
Chicago City Gate



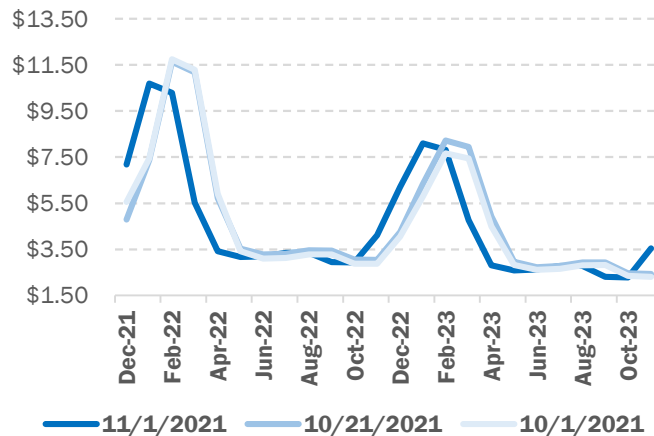
FGT Zone 3



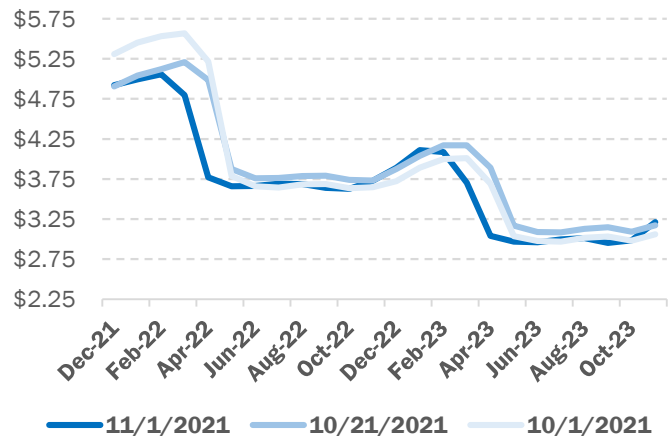
Houston Ship Channel



Transco Zone 6 NY



MichCon

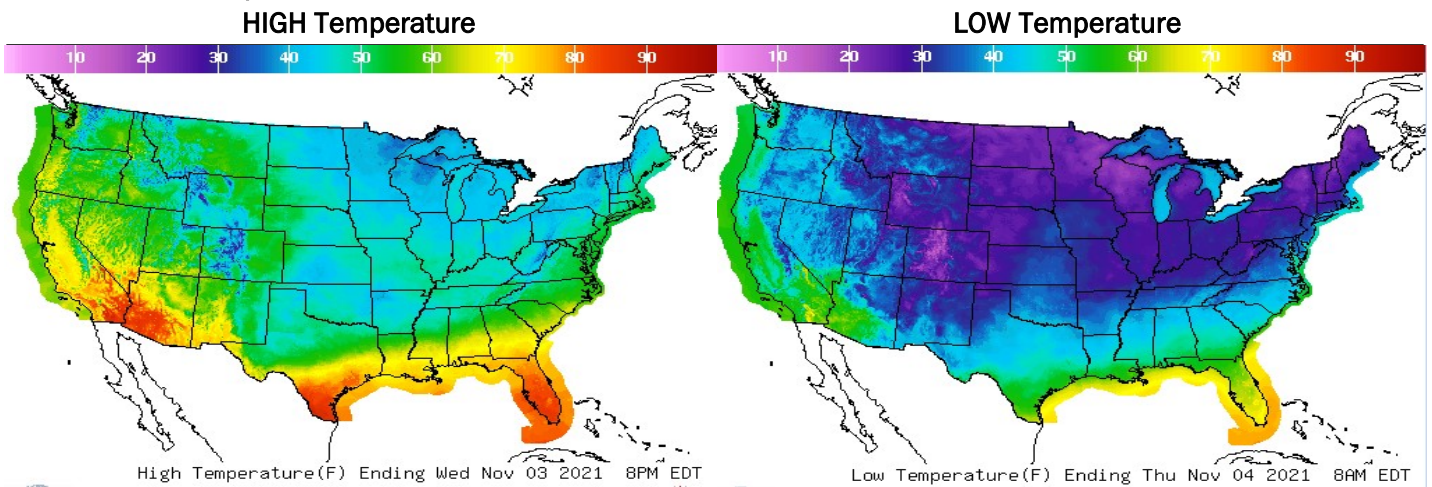


Tuesday, November 2, 2021

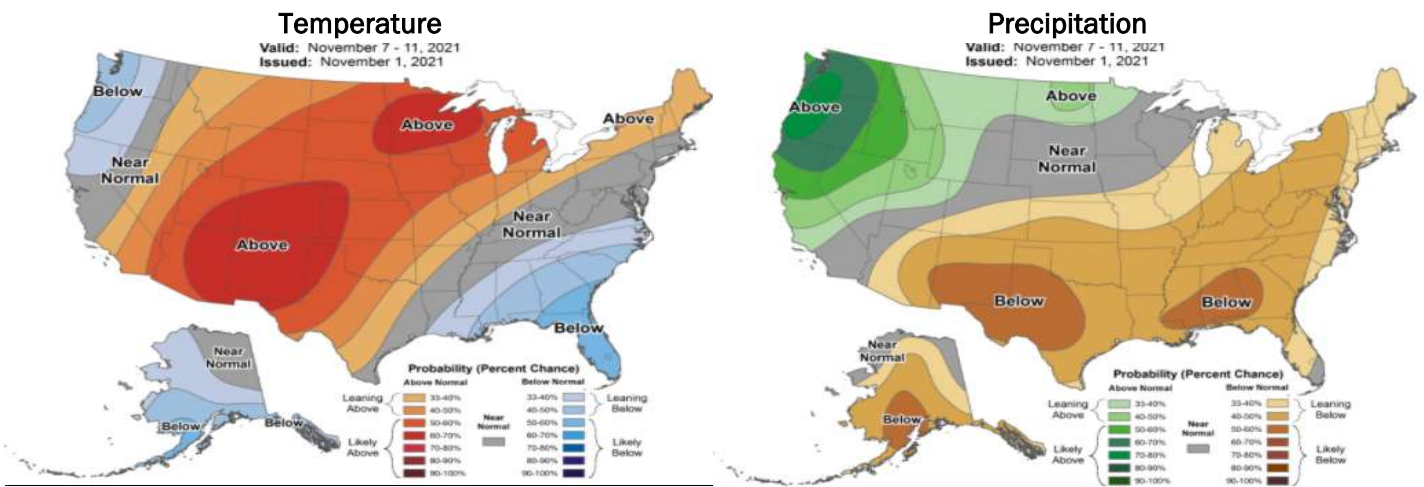
NATURAL GAS NEWS



WEATHER - HIGH / LOW TEMPERATURE - TOMORROW



WEATHER - 6 - 10 DAY OUTLOOK - NOAA



WEATHER - 8 - 14 DAY OUTLOOK - NOAA

