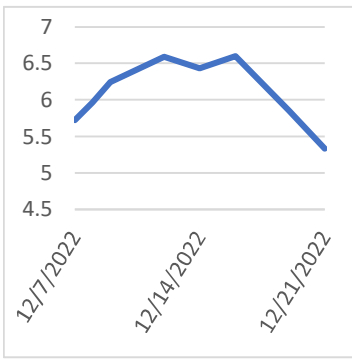


NATURAL GAS



Thursday, December 22, 2022

Last Week's Prompt NYMEX



NYMEX NG Futures

Month	Close	Change
Jan-23	5.332	(0.519)
Feb-23	5.238	(0.472)
Mar-23	4.815	(0.438)
Apr-23	4.537	(0.359)
May-23	4.524	(0.350)
Jun-23	4.659	(0.343)
Jul-23	4.771	(0.337)
Aug-23	4.763	(0.334)
Sep-23	4.695	(0.327)
Oct-23	4.75	(0.324)
Nov-23	5.002	(0.307)
Dec-23	5.383	(0.300)
Jan-24	5.624	(0.328)
Feb-24	5.378	(0.294)
Mar-24	4.782	(0.228)
Apr-24	4.099	(0.158)
May-24	4.036	(0.151)
Jun-24	4.114	(0.149)
Jul-24	4.198	(0.145)
Aug-24	4.22	(0.146)
Sep-24	4.172	(0.149)
Oct-24	4.257	(0.153)
Nov-24	4.572	(0.137)
Dec-24	5.042	(0.142)
1 YR STRIP	4.8724	(0.368)
2023	4.8968	(0.352)

IN THE NEWS

UPDATE 1-U.S. natgas holds near 8-week low with less

U.S. natural gas futures held near a eight-week low on Wednesday as the market balanced extreme cold in the short term that has already cut output by freezing oil and gas wells and boosted heating demand against milder long-term forecasts that will cut heating demand. The weather is frigid now across much of the country, but if the current forecasts are right and the weather turns warmer-than-normal in late December and early January, utilities will be able to leave more gas in storage around the start of the new year. Gas stockpiles are currently about 0.4% below the five-year (2017-2021) average for this time of year. U.S. gas futures remained on track for their most volatile year ever. Both implied and historic volatility were expected to hit record highs in 2022 as soaring global gas prices fed demand for U.S.... For more info go to <https://yhoo.it/3YMseB8>

U.S., Canada natgas output could hit growing pains

U.S. and Canadian natural gas production is expected to hit new records in 2023, but growth may be slow due to weakened demand, pipeline bottlenecks and a lack of new liquefied natural gas (LNG) export plants. Gas demand surged worldwide after Russia cut off Europe's primary supply, and the United States and Canada are expected to feed copious demand for exports in coming years, bolstered by high prices. The two countries produced a record combined 116 billion cubic feet per day (bcfd) in 2022. The United States has become one of Europe's most important sources of gas, providing essential energy security after Moscow's invasion of Ukraine. Next year's growth could be slower than recent years. Major production fields in both countries are inhibited by a lack of pipelines to move gas to key... For more info go to <https://yhoo.it/3GcGCuX>

As LNG exports soar, a Florida community fights

Dannie Bolden strolls down a wide thoroughfare and points to places that are no longer there: barber shops, grocery stores, a live-music lounge. Laundromats, restaurants, a small hotel. Decades ago, the former main street in North Port St. Joe bustled with dozens of Black-owned businesses. The few that remain today are surrounded by vacant concrete-slab foundations and boarded-up buildings. "This was a thriving district," Bolden, 68, recalls on a breezy December morning in this beachfront town on Florida's panhandle. In recent years, Bolden and his neighbors have drawn up detailed plans to revitalize the historically Black neighborhood located in the northern part of the town of Port St. Joe. They want to add retail shops and affordable apartment units along this now-quiet boulevard. They also envision building a... For more info go to <https://bit.ly/3v8nckC>

Prompt Natural Gas (NG)

Daily Sentiment

BEARISH



RESISTANCE
4.949 & 5.084
SUPPORT
4.738 & 4.662

NATURAL GAS

Futures	Close
NG	\$5.332
Volume	32,304
Open Int.	22,503

Contact Us



Mansfield Energy Corp

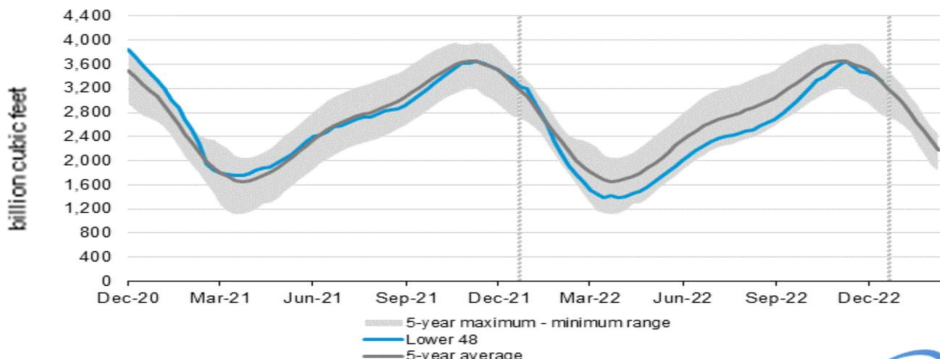
1025 Airport Pkwy
Gainesville, GA 30501
www.mansfield.energy

info@mansfieldoil.com
Phone: (800) 695 - 6626

NATURAL GAS NEWS



WEEKLY GAS IN UNDERGROUND STORAGE WITH 5-YR RANGE



for week ending December 16, 2022 | Released: December 22, 2022 | Next Release: December 29, 2022

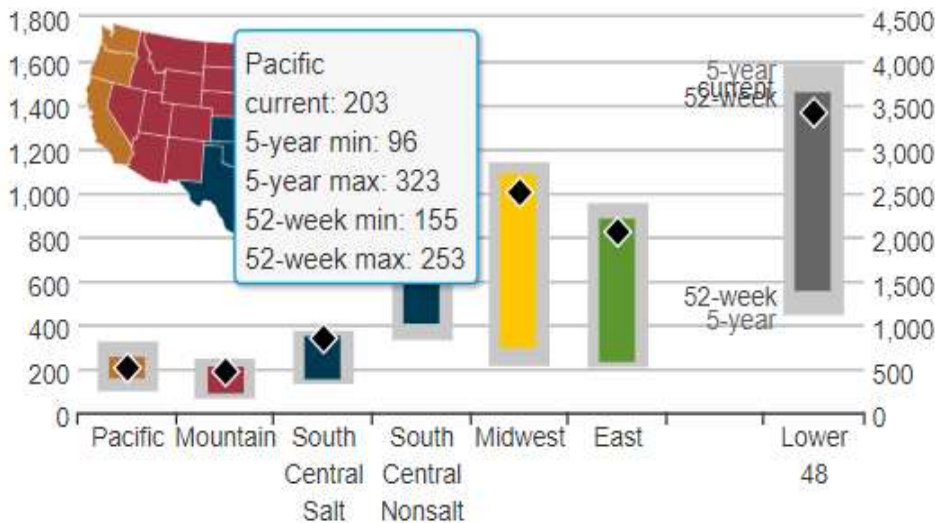
EIA Weekly Storage Actual and Surveys for

December 16, 2022

Released December 22, 2022

Range	-18 to -53
S&P Global	-53
Investing.com	-45

UNDERGROUND WORKING NAT GAS STORAGE AS OF 12/6/2022



Total Working Gas In Storage

3325 BCF

- 87 BCF (LAST WEEK)
- 45 BCF (LAST YEAR)
- 22 BCF (5-YEAR AVG)

U.S. Natural Gas Supply

Gas Week -

Average Daily Values (BCF/D):

Last Year (BCF/d)

Dry Production - 98.6

Total Supply - 101.7

Last Week (BCF/d)

Dry Production - 100.1

Total Supply - 105.4

[Next Report: December 22]

U.S. Natural Gas Demand

Gas Week -

Average Daily Values (BCF/D):

Last Year (BCF/d)

Power - 29.9

Total Demand - 115.3

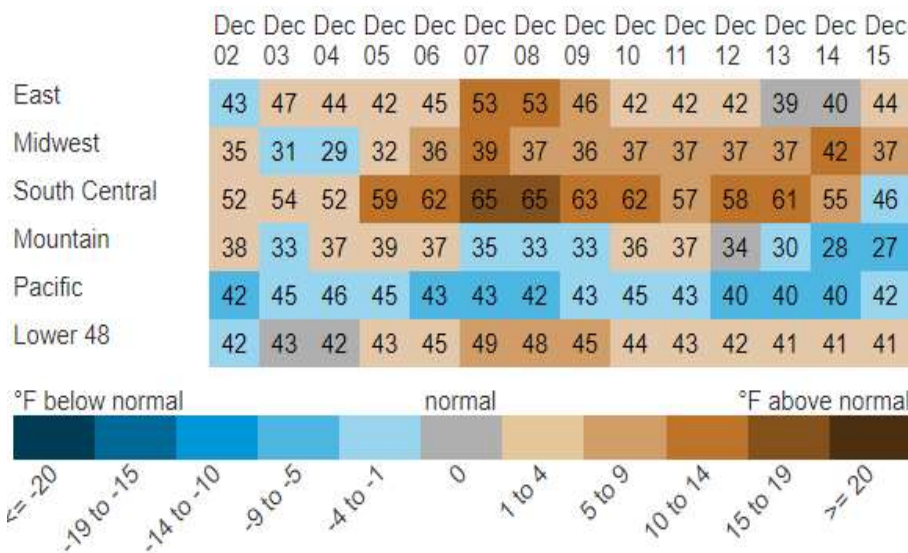
Last Week (BCF/d)

Power - 30.7

Total Demand - 115.6

[Next Report: December 22]

REGIONAL AVG TEMPERATURES AND DEPARTURE FROM NORMAL

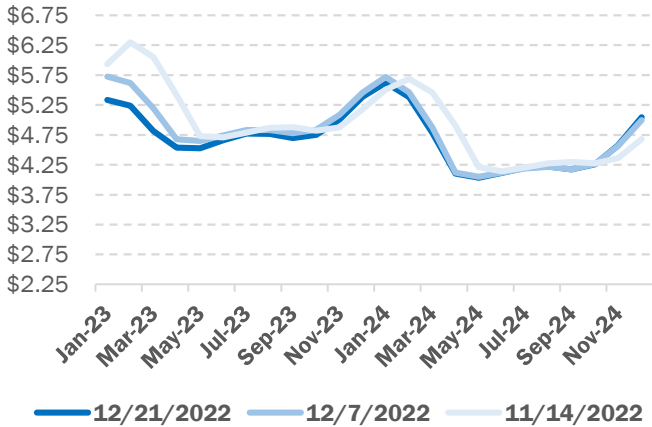


NATURAL GAS NEWS

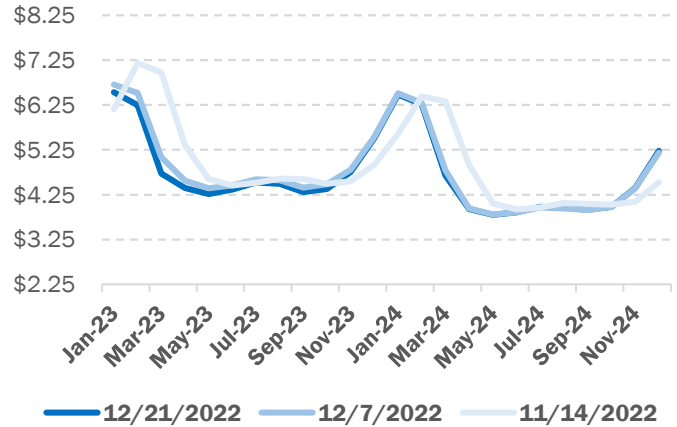


NATURAL GAS BASIS FUTURES

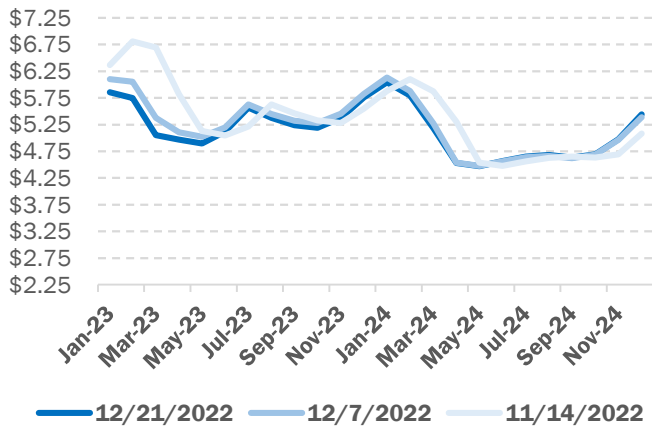
NYMEX



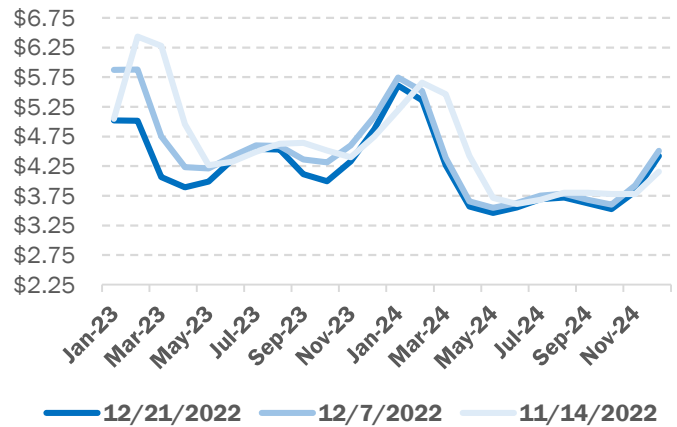
Chicago City Gate



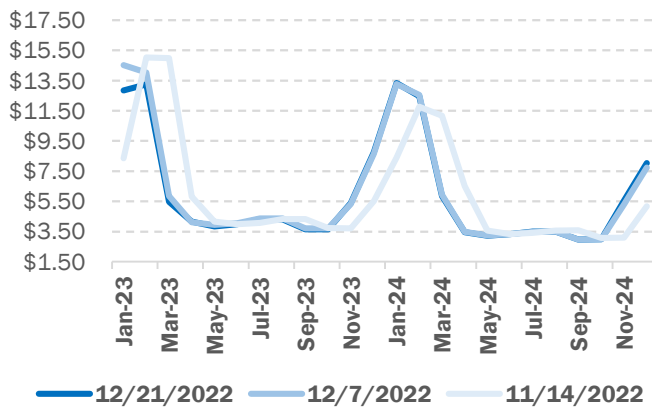
FGT Zone 3



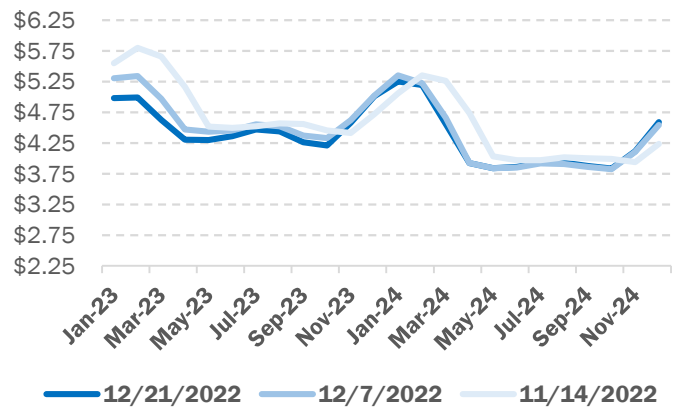
Houston Ship Channel



Transco Zone 6 NY



MichCon

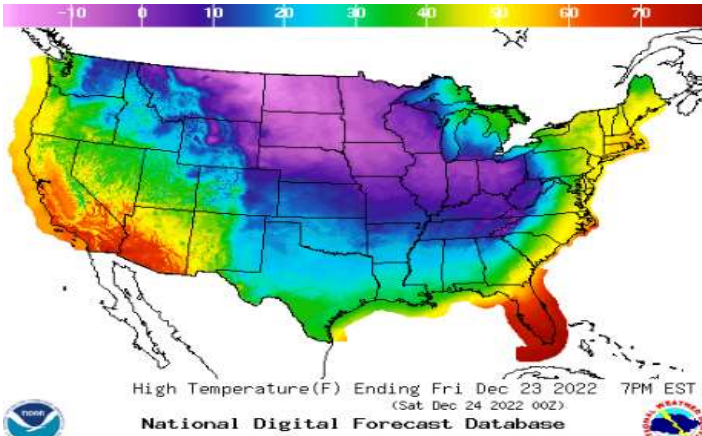


NATURAL GAS NEWS

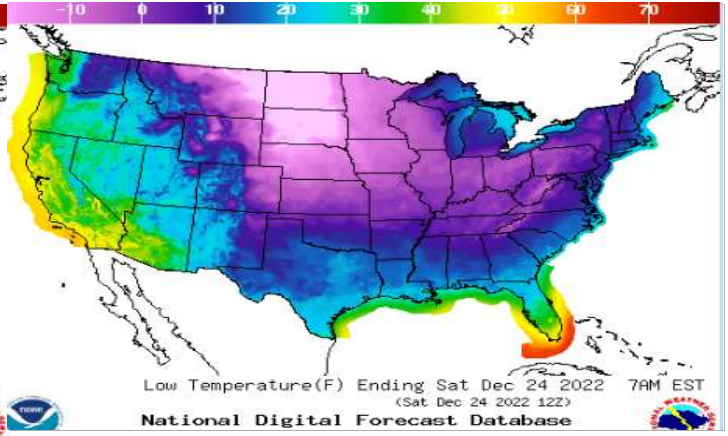


WEATHER - HIGH / LOW TEMPERATURE - TOMORROW

HIGH Temperature



LOW Temperature



High Temperature (F) Ending Fri Dec 23 2022 7PM EST
(Sat Dec 24 2022 00Z)

Low Temperature (F) Ending Sat Dec 24 2022 7AM EST
(Sat Dec 24 2022 12Z)

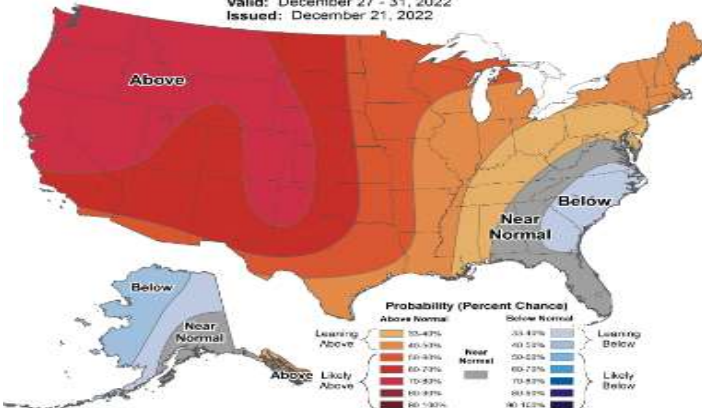
National Digital Forecast Database

National Digital Forecast Database

WEATHER - 6 - 10 DAY OUTLOOK - NOAA

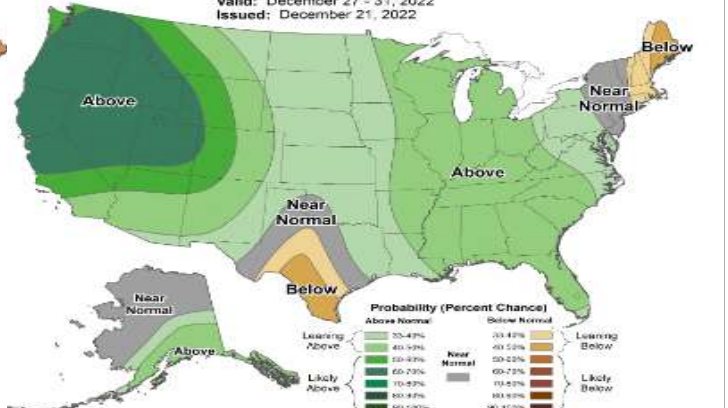
Temperature

Valid: December 27 - 31, 2022
Issued: December 21, 2022



Precipitation

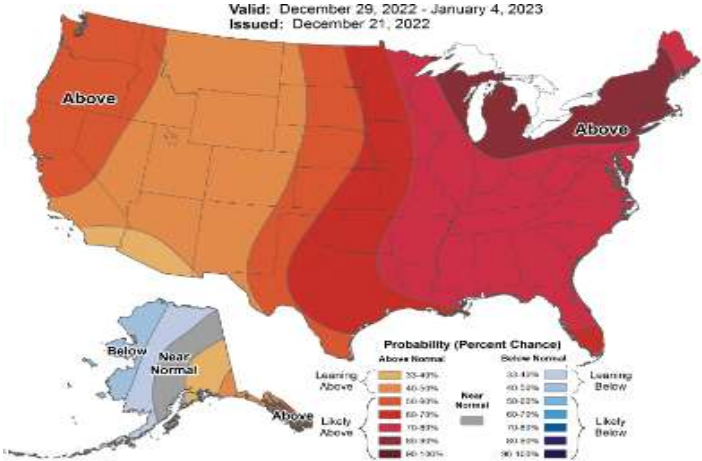
Valid: December 27 - 31, 2022
Issued: December 21, 2022



WEATHER - 8 - 14 DAY OUTLOOK - NOAA

Temperature

Valid: December 29, 2022 - January 4, 2023
Issued: December 21, 2022



Precipitation

Valid: December 29, 2022 - January 4, 2023
Issued: December 21, 2022

