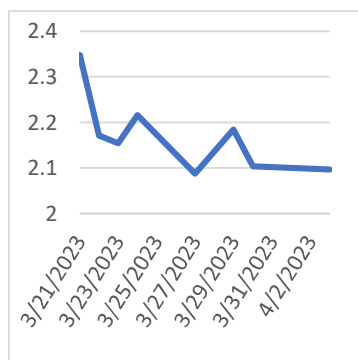


Tuesday, April 4, 2023

### Last Week's Prompt NYMEX



### NYMEX NG Futures

Month	Close	Change
May-23	2.097	(0.007)
Jun-23	2.333	(0.025)
Jul-23	2.586	(0.053)
Aug-23	2.643	(0.047)
Sep-23	2.616	(0.040)
Oct-23	2.709	(0.041)
Nov-23	3.111	(0.028)
Dec-23	3.596	(0.021)
Jan-24	3.809	(0.016)
Feb-24	3.706	(0.012)
Mar-24	3.403	(0.006)
Apr-24	3.126	(0.007)
May-24	3.127	(0.008)
Jun-24	3.282	(0.011)
Jul-24	3.428	(0.012)
Aug-24	3.469	(0.003)
Sep-24	3.433	0.006
Oct-24	3.509	0.009
Nov-24	3.888	0.017
Dec-24	4.354	0.020
Jan-25	4.644	0.028
Feb-25	4.52	0.026
Mar-25	4.172	0.023
Apr-25	3.774	0.013
1 YR STRIP	2.9779	(0.025)
2023	3.0638	(0.025)

### IN THE NEWS

#### U.S. natural gas futures drop 4% on rising output, milder weather

U.S. natural gas futures dropped about 4% on Monday on rising output and forecasts for milder weather and less heating demand than previously expected, which should allow utilities to start injecting gas into stockpiles this week. That price decline occurred despite a rise in the amount of gas flowing to liquefied natural gas (LNG) export plants to a record high in March after Freeport LNG's export plant in Texas exited an eight-month outage in February and returned to full power over the past week. Freeport LNG shut in June 2022 after a fire. Front-month gas futures NGc1 for May delivery on the New York Mercantile Exchange (NYMEX) were down 8.8 cents, or 4.0%, to \$2.128 per million British thermal units at 9:06 a.m. EDT (1306 GMT). On Friday, the contract jumped 5% to its highest close since March 24. The market ... For more info go to <https://bit.ly/3m5aJxc>

#### Lower Natural Gas Price Is Not All Good News For Europe

Europe successfully avoided a gas shortage crisis this winter thanks to high LNG imports, reduced demand, and milder weather. As a result, European natural gas prices have fallen to the levels from January 2022, just before the Russian invasion of Ukraine. This week, the front-month futures at the TTF hub, the benchmark for Europe's gas trading, hovered around \$47 (43 euros) per megawatt-hour (MWh), down from over \$142 (130 euros) at the start of the 2022/2023 winter heating season and from the record-high of \$350 (320 euros) per MWh in August 2022. Warmer winter weather and subdued LNG demand from Asia helped Europe fill storage sites to adequate levels before the heating season and exit that season with inventories well above historical averages. As fears of a gas crunch have subsided... For more info go to <https://bit.ly/40V0IRS>

#### U.S. natgas jumps 5%, but still on track for record quarterly loss

U.S. natural gas futures jumped about 5% to a one-week high on Friday on forecasts for more demand next week than previously expected with rising amounts of gas flowing to liquefied natural gas (LNG) export plants, but they remained on track to drop by a record 51% this quarter. Feedgas to those LNG export plants climbed after Freeport LNG's facility in Texas exited an eight-month outage in February and returned to near full power this week. Freeport LNG shut in June 2022 after a fire. The quarterly price drop came on rising output and mostly mild weather so far this winter that kept heating demand low and allowed utilities to leave more gas in storage than usual. Front-month gas futures NGc1 for May delivery on the New York Mercantile Exchange (NYMEX) rose 10.1 cents, or 4.8%, to \$2.205 ... For more info go to <https://bit.ly/3nNrc9D>

### Prompt Natural Gas (NG) Daily Sentiment

## BEARISH



#### RESISTANCE

2.166 &amp; 2.236

#### SUPPORT

2.021 &amp; 1.946

### NATURAL GAS

Futures	Close
NG	\$2.097
Volume	83,498
Open Int.	382,694

### Contact Us



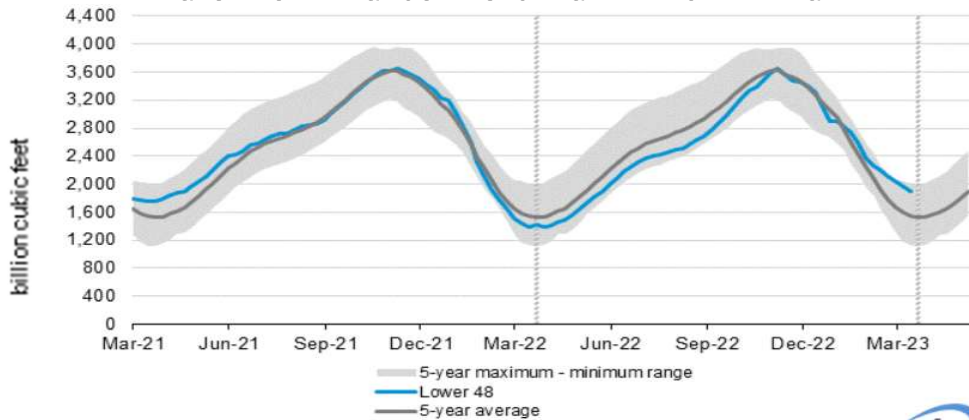
**Mansfield Energy Corp**  
1025 Airport Pkwy  
Gainesville, GA 30501  
[www.mansfield.energy](http://www.mansfield.energy)

[info@mansfieldoil.com](mailto:info@mansfieldoil.com)  
Phone: (800) 695 - 6626

# NATURAL GAS NEWS



## WEEKLY GAS IN UNDERGROUND STORAGE WITH 5-YR RANGE



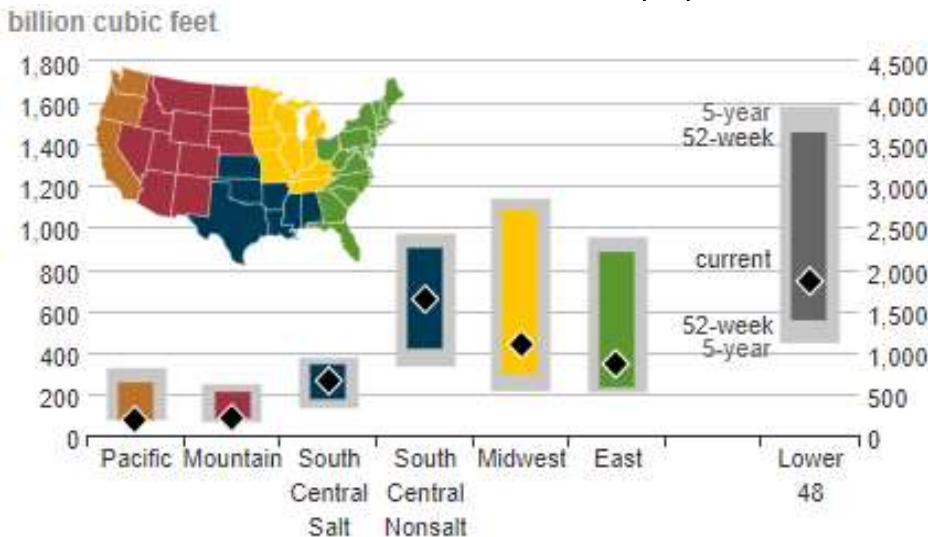
## EIA Weekly Storage Actual and Surveys for

March 17, 2023

Released March 23, 2023

Range	-55 to -71
S&P Global	-55
FX Street	-50
Investing.com	-54

## UNDERGROUND WORKING NAT GAS STORAGE AS OF 03/24/2023



## Total Working Gas In Storage

**1853 BCF**

-47 BCF (LAST WEEK)  
442 BCF (LAST YEAR)  
321 BCF (5-YEAR AVG)

## U.S. Natural Gas Supply

### Gas Week -

Average Daily Values (BCF/D):

Last Year (BCF/d)

Dry Production - 95.4  
Total Supply - 100.7

Last Week (BCF/d)

Dry Production - 100.8  
Total Supply - 105.7

[Next Report: April 06]

## U.S. Natural Gas Demand

### Gas Week -

Average Daily Values (BCF/D):

Last Year (BCF/d)

Power - 24.8  
Total Demand - 105.1

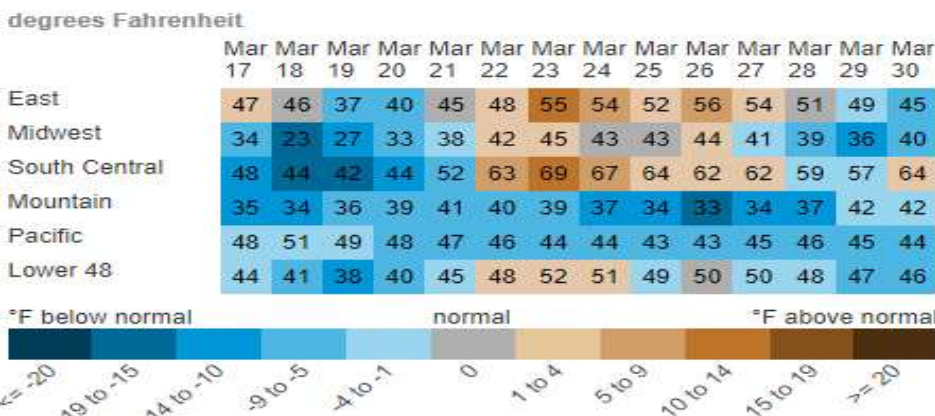
Last Week (BCF/d)

Power - 28.9  
Total Demand - 111.2

[Next Report: April 06]

MANSFIELD EIA PREDICTION

## REGIONAL AVG TEMPERATURES AND DEPARTURE FROM NORMAL

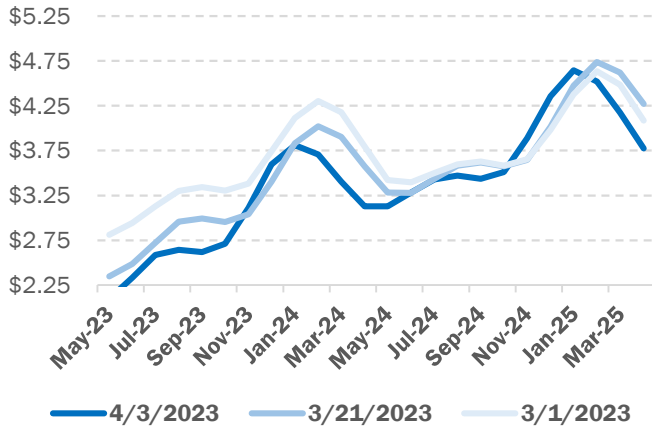


# NATURAL GAS NEWS

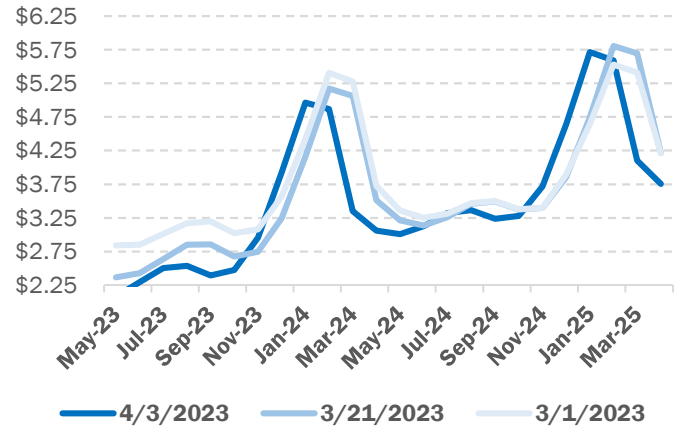


## NATURAL GAS BASIS FUTURES

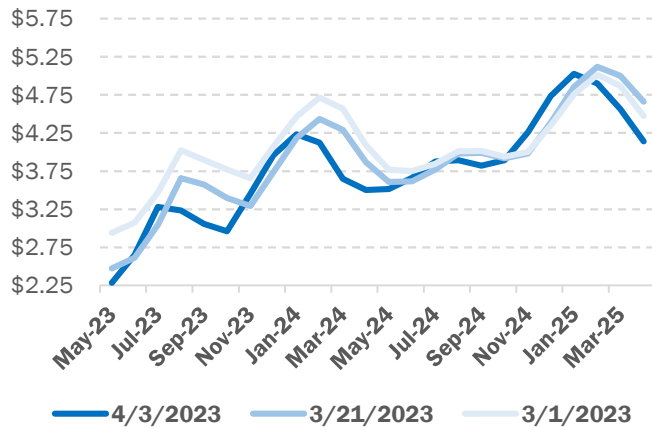
**NYMEX**



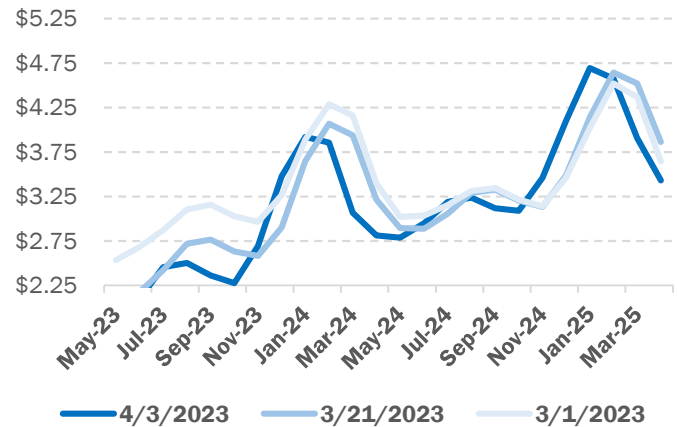
**Chicago City Gate**



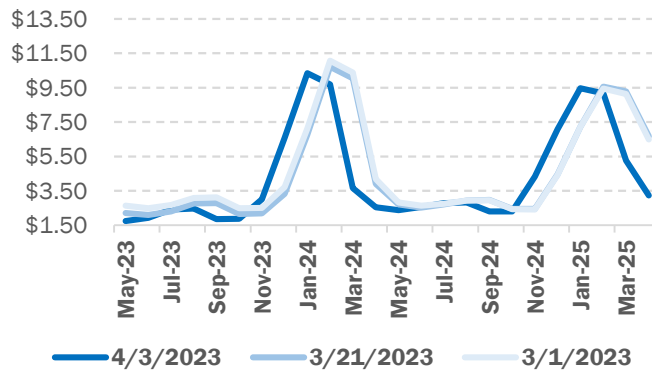
**FGT Zone 3**



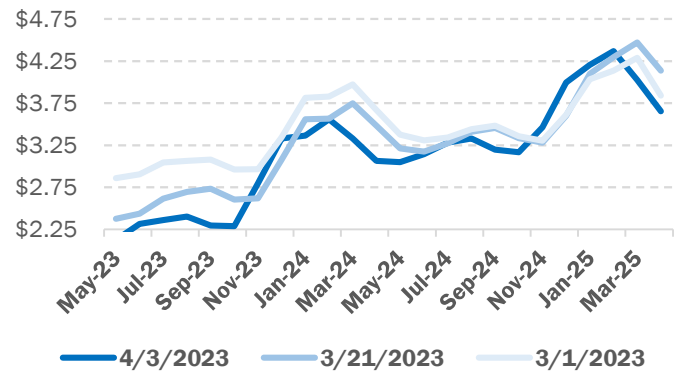
**Houston Ship Channel**



**Transco Zone 6 NY**



**MichCon**



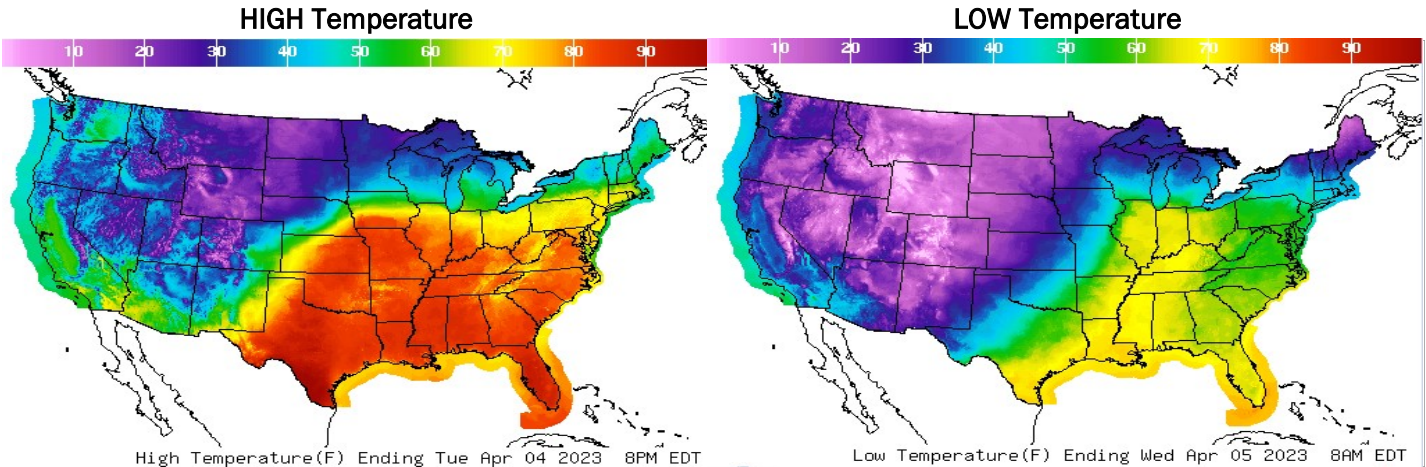


Tuesday, April 4, 2023

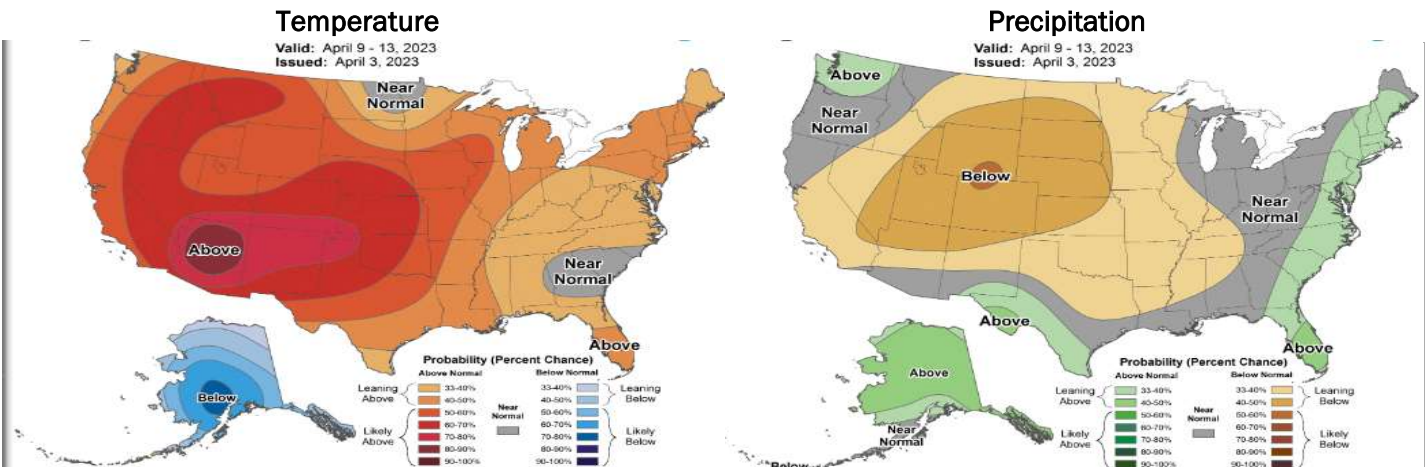
## NATURAL GAS NEWS



### WEATHER - HIGH / LOW TEMPERATURE - TOMORROW



### WEATHER - 6 - 10 DAY OUTLOOK - NOAA



### WEATHER - 8 - 14 DAY OUTLOOK - NOAA

