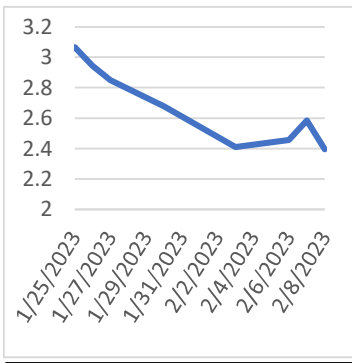


Thursday, February 9, 2023

**Last Week's Prompt
NYMEX**



NYMEX NG Futures

Month	Close	Change
Mar-23	2.396	(0.188)
Apr-23	2.477	(0.187)
May-23	2.646	(0.172)
Jun-23	2.84	(0.163)
Jul-23	3.017	(0.153)
Aug-23	3.075	(0.145)
Sep-23	3.044	(0.143)
Oct-23	3.122	(0.146)
Nov-23	3.546	(0.139)
Dec-23	3.944	(0.138)
Jan-24	4.183	(0.139)
Feb-24	4.057	(0.138)
Mar-24	3.654	(0.128)
Apr-24	3.262	(0.105)
May-24	3.229	(0.103)
Jun-24	3.326	(0.101)
Jul-24	3.418	(0.105)
Aug-24	3.446	(0.104)
Sep-24	3.4	(0.098)
Oct-24	3.478	(0.098)
Nov-24	3.868	(0.101)
Dec-24	4.315	(0.104)
Jan-25	4.584	(0.093)
Feb-25	4.426	(0.081)
1 YR STRIP 2023	3.1956 3.3004	(0.154) (0.149)

IN THE NEWS

What's behind California's spiking natural gas prices?

Consumers in many parts of the U.S. are paying sky-high prices for natural gas. But that's especially true in California, where some ratepayers report paying twice — and in some cases nearly three times — what they were paying at this time last year. In this era of higher costs for seemingly everything, Joshua Fields recently did an audit of his finances. "And I realized my gas bill was upwards of \$300," he said, adding that that's compared to about \$125 a month around the same time last year. Fields lives just outside of Sacramento, California, and gets his gas from PG&E. His family started trying to conserve. "We put up plastic sheeting to kind of help insulate the house a little bit more. We bought an electric heater," he said. "The gas bill was the same price." Utilities make money from delivering — not sellin... For more info go to <https://bit.ly/40Fzwax>

Nat-Gas Rallies On Hopes Freeport Terminal Will Reopen

March Nymex natural gas (NGH23) on Tuesday closed up +0.127 (+5.17%). Mar nat-gas Tuesday rallied sharply on hopes that the Freeport LNG export terminal will soon be fully operational. The terminal is expected to receive permission from the Federal Energy Regulatory Commission any day to resume full commercial operations. However, further upside in nat-gas may be contained after forecaster Atmospheric G2 said that "early spring-like warmth" is expected across the majority of the central and eastern U.S. next week, which will curb heating demand for nat-gas. Lower-48 state dry gas production on Tuesday was 100.5 bcf (+9.4% y/y), moderately below the record high of 103.6 bcf posted on Oct 3, according to BNEF. Lower-48 state gas demand Tuesday was 86.8 bcf/day, down by -13.3% y/y, accordi... For more info go to <https://bit.ly/40MvIKm>

Key Chinese Middle Eastern Hub Switches Gas Supplies To Europe

Russia's failure to achieve a quick military victory in Ukraine as most people thought likely at the outset of its invasion has weakened its own geopolitical position and, albeit to a lesser degree, that of its key ally, China. This is being reflected in a series of deals by key Middle Eastern countries and the Gulf Cooperation Council (GCC) nations (Bahrain, Kuwait, Oman, Qatar, Saudi Arabia, and the United Arab Emirates) made with an eye on winning back favour with the U.S. and Europe, and last week's deal between Oman and key NATO member, Turkey, is part of this emerging pattern. It could be that a reversal is taking place from the previous creeping influence of the China-Russia alliance in the Middle East, the aim of which was to secure the region's enormous oil and gas resources, strategic ports, and military... For more info go to <https://bit.ly/3RLgyv8>

**Prompt Natural Gas (NG)
Daily Sentiment**

BEARISH



RESISTANCE
2.58 & 2.763
SUPPORT
2.29 & 2.183

NATURAL GAS

Futures	Close
NG	\$2.396
Volume	48,822
Open Int.	245,221

Contact Us



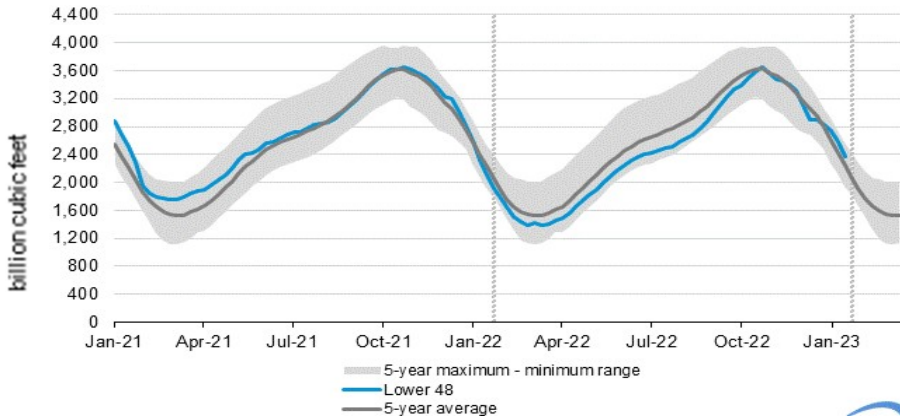
Mansfield Energy Corp
1025 Airport Pkwy
Gainesville, GA 30501
www.mansfield.energy

info@mansfieldoil.com
Phone: (800) 695 - 6626

NATURAL GAS NEWS



WEEKLY GAS IN UNDERGROUND STORAGE WITH 5-YR RANGE



for week ending February 01, 2023 | Released: February 09, 2023 | Next Release: February 16, 2023

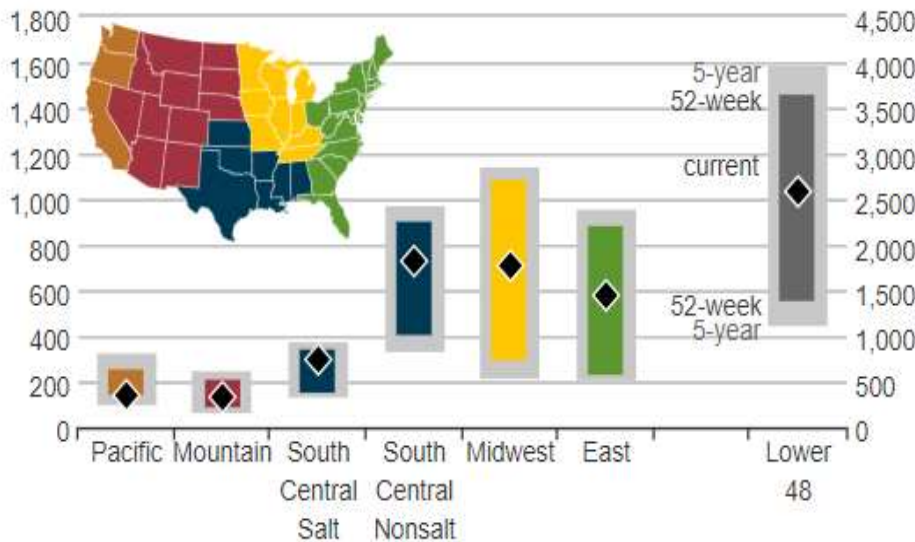
EIA Weekly Storage Actual and Surveys for

February 1, 2023

Released February 09, 2023

Range	-114 to -155
S&P Global	-84
FX Street	-74
Investing.com	-195

UNDERGROUND WORKING NAT GAS STORAGE AS OF 01/27/2023



Total Working Gas In Storage

2366 BCF

- 217 BCF (LAST WEEK)
- 233 BCF (LAST YEAR)
- 117 BCF (5-YEAR AVG)

U.S. Natural Gas Supply

Gas Week -

Average Daily Values (BCF/D):

Last Year (BCF/d)

Dry Production -	95.1
Total Supply -	102.5

Last Week (BCF/d)

Dry Production -	1000.0
Total Supply -	105.4

[Next Report: February 09]

U.S. Natural Gas Demand

Gas Week -

Average Daily Values (BCF/D):

Last Year (BCF/d)

Power -	31.5
Total Demand -	136.8

Last Week (BCF/d)

Power -	32.9
Total Demand -	125.6

REGIONAL AVG TEMPERATURES AND DEPARTURE FROM NORMAL

	Jan 20	Jan 21	Jan 22	Jan 23	Jan 24	Jan 25	Jan 26	Jan 27	Jan 28	Jan 29	Jan 30	Jan 31	Feb 01	Feb 02
East	45	41	40	41	40	42	42	38	41	43	46	42	38	39
Midwest	33	30	29	30	30	31	27	27	27	24	19	13	18	24
South Central	47	47	46	43	42	42	41	43	48	48	39	35	36	40
Mountain	27	27	27	26	27	27	29	31	30	24	20	21	28	30
Pacific	41	42	42	43	45	47	48	48	46	39	38	41	44	47
Lower 48	41	39	38	38	38	39	39	38	39	38	36	33	34	37

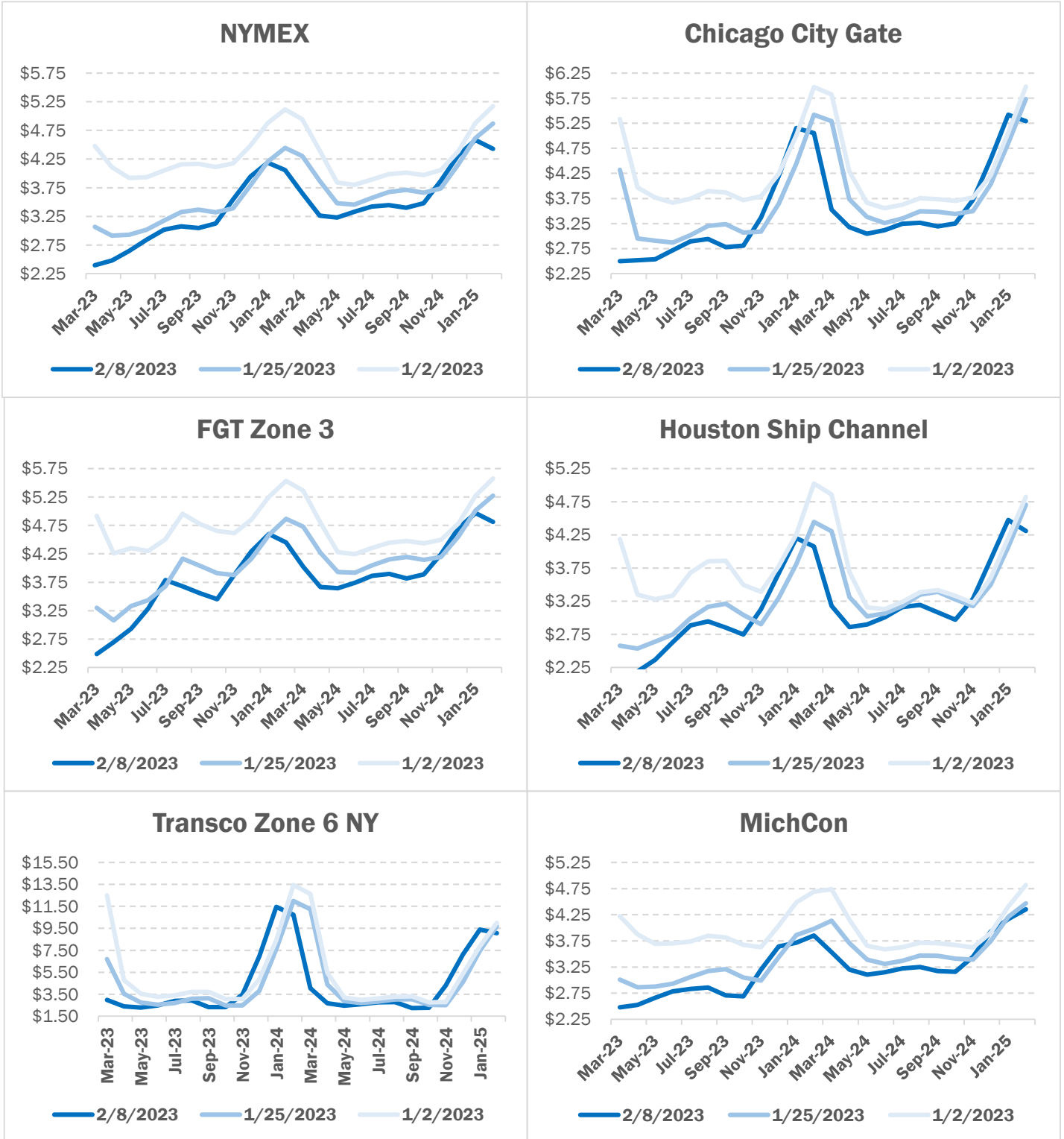
°F below normal normal °F above normal

Legend: ≤ -20, 19 to -15, 14 to -10, -9 to -5, -4 to -1, 0, 1 to 4, 5 to 9, 10 to 14, 15 to 19, ≥ 20

NATURAL GAS NEWS

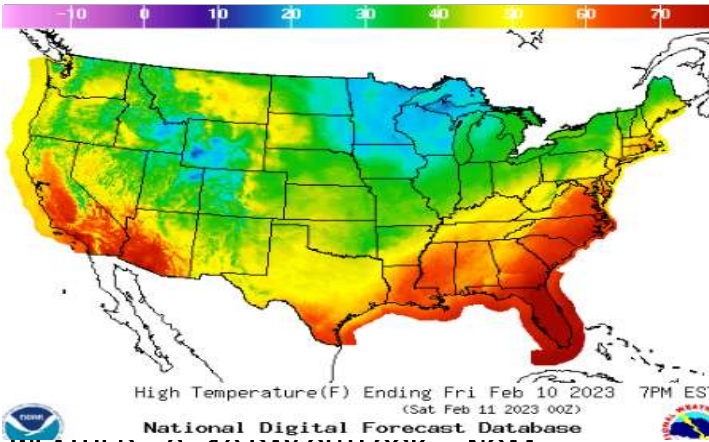


NATURAL GAS BASIS FUTURES

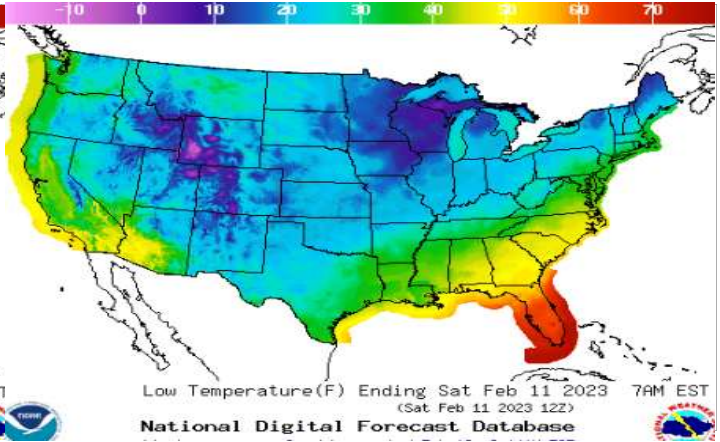


WEATHER - HIGH / LOW TEMPERATURE - TOMORROW

HIGH Temperature

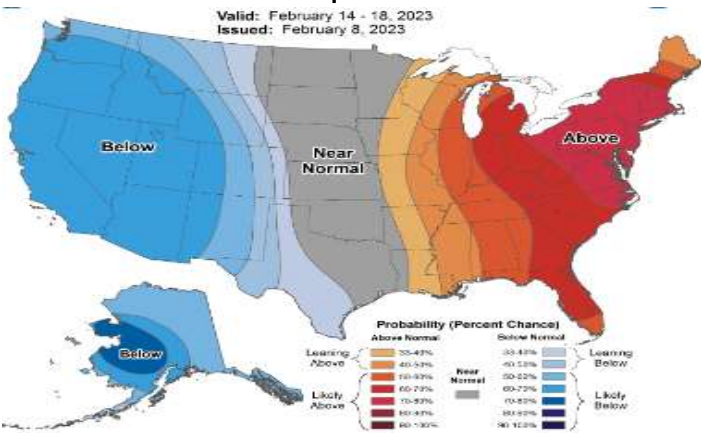


LOW Temperature

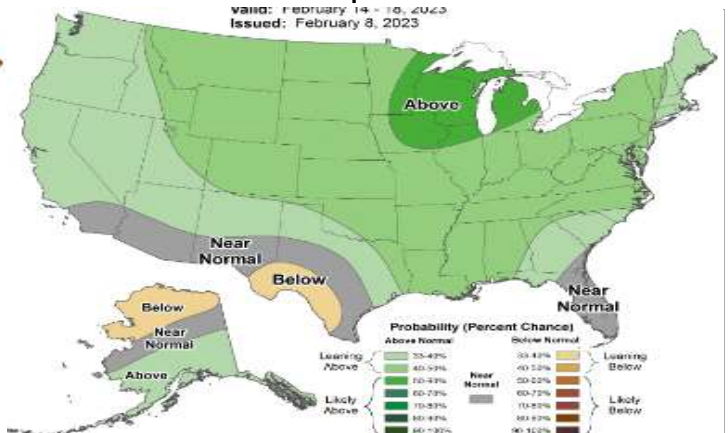


WEATHER - 6 - 10 DAY OUTLOOK - NOAA

Temperature

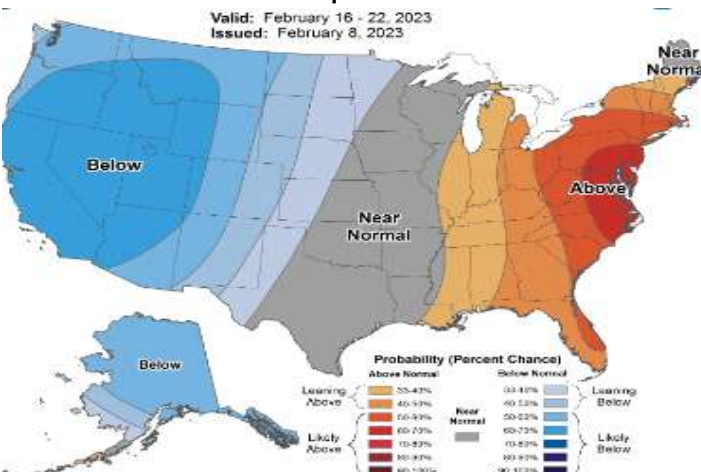


Precipitation



WEATHER - 8 - 14 DAY OUTLOOK - NOAA

Temperature



Precipitation

