

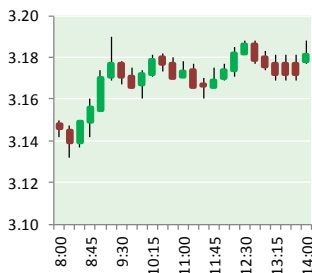
# NATURAL GAS



NEWS

NOVEMBER 9, 2017

## Prior Day's NYMEX Dec-17 Contract (CT)



## NYMEX NG Futures

Month	Close	Change
Dec-17	3.175	0.023
Jan-18	3.272	0.021
Feb-18	3.275	0.023
Mar-18	3.231	0.019
Apr-18	2.975	0.010
May-18	2.949	0.011
Jun-18	2.974	0.009
Jul-18	3.004	0.009
Aug-18	3.007	0.009
Sep-18	2.990	0.009
Oct-18	3.011	0.008
Nov-18	3.063	0.008
Dec-18	3.197	0.007
Jan-19	3.276	0.007
Feb-19	3.242	0.008
Mar-19	3.161	0.008
Apr-19	2.791	0.000
May-19	2.742	0.001
Jun-19	2.762	0.000
Jul-19	2.785	0.000
Aug-19	2.785	0.000
Sep-19	2.769	0.000
Oct-19	2.791	0.000
Nov-19	2.850	(0.001)
1YR Strip	3.077	0.013
2017	3.175	0.023
5YR Strip	2.918	0.003

## IN THE NEWS

**Trump Team Plans \$250 Billion in Deals From China Visit** — Bloomberg reported: The White House expects to announce upwards of \$250 billion in business deals in China this week, an administration official said -- exactly the sort of U.S. jobs-based diplomacy that President Donald Trump likes to deliver when traveling abroad. Commerce Secretary Wilbur Ross boasted of

- **Trump Team Plans \$250 Billion in Deals From China Visit**
- **RPT-France's Total buys Engie's LNG assets for \$1.5 billion**

that number in a meeting with chief executives in China on Wednesday, but offered few details, according to two people who attended the meeting. A U.S. official confirmed the amount. Earlier in the day, Ross announced \$9 billion in deals involving about 20 companies, with energy and industrial businesses featured prominently. They included industrial giants such as DowDuPont Inc, Honeywell International Inc., General Electric Co. and Bell Helicopter. Many of the agreements involved existing Chinese partners. "Addressing the imbalance in China trade has been the central focus of collaborative discussions between President Trump and President Xi," Ross said before a signing ceremony in Beijing. "Achieving fair and reciprocal treatment for the companies is a shared objective." For more information visit bloomberg.com or click <https://bloom.bg/2zJOZgM>

**RPT-France's Total buys Engie's LNG assets for \$1.5 billion** – Reuters reported: PARIS, Nov 8 (Reuters) - French oil and gas major Total said on Wednesday it has reached an agreement to buy the liquefied natural gas (LNG) assets of energy group Engie in a deal worth \$1.5 billion. Total said the portfolio includes all of Engie's LNG trading and liquefaction assets, which will enable it become one of the world's top LNG players with a 10 percent market share from 6 percent currently, making it second behind rival Shell. Additional payments of up to \$550 million could be payable by Total in case of an improvement in the oil markets in the coming years, it said. The companies confirmed in October that they were in talks over Engie's global liquefied natural gas (LNG) assets. For more visit [af.reuters.com](http://bit.ly/2zHcaYQ) or click <http://bit.ly/2zHcaYQ>

## 12 MONTH CANDLESTICK (WEEKLY)



## Prompt Natural Gas (NG) Daily Sentiment

**BULLISH**



RESISTANCE

3.20 & 3.23

SUPPORT

3.12 & 3.08

## Trading Summary

### NATURAL GAS

Futures	Close	Change
NG	3.175	0.023
Volume	380,266	(94,644)
Open Int.	1,390,950	(6,746)

### CRUDE AND GASOLINE

Futures	Close	Change
Crude	56.81	(0.39)
RBOB	1.8213	0.0060
Crude/NG	17.89	(0.25)

### METALS

Futures	Close	Change
Gold	1,283.70	1.20

### EQUITIES

Exchange	Close	Change
DOW	23,563.36	6.13
S&P 500	2,594.38	3.74

### CURRENCY

Currency	Close	Change
EUR/USD	1.1595	0.0008
USD/CND	1.2718	(0.0012)

## Contact Us



**Mansfield Energy Corp**  
1025 Airport Pkwy  
Gainesville, GA 30501

[www.mansfield.energy](http://www.mansfield.energy)

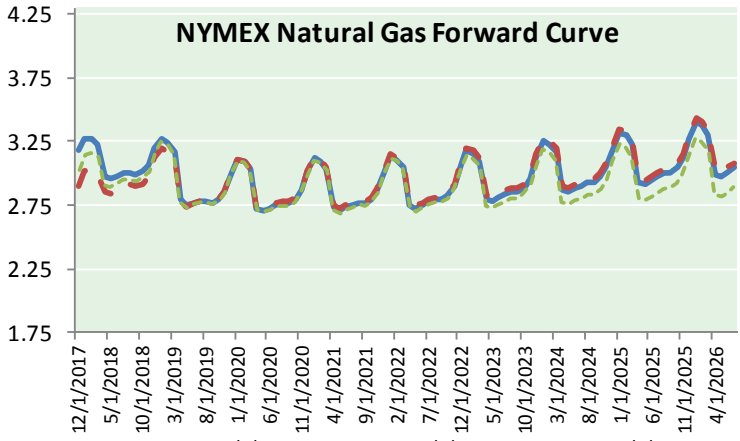
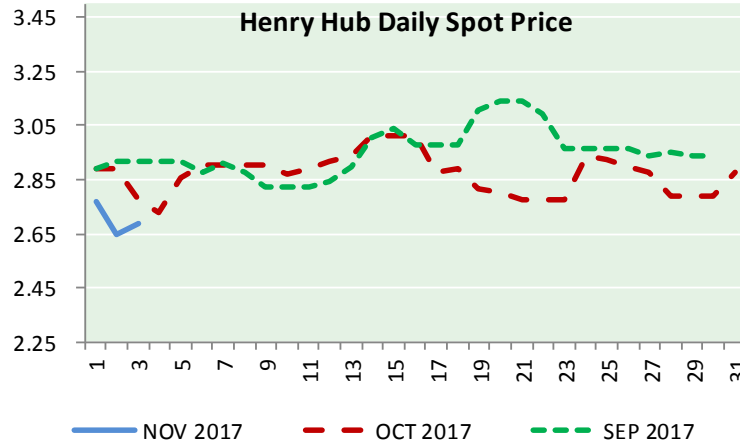
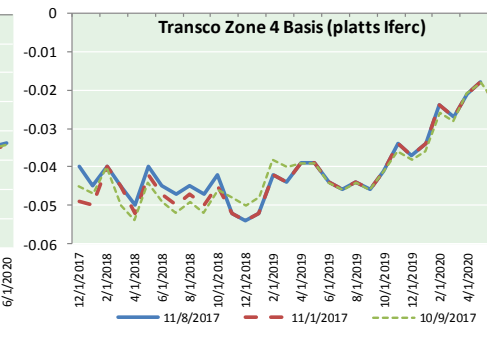
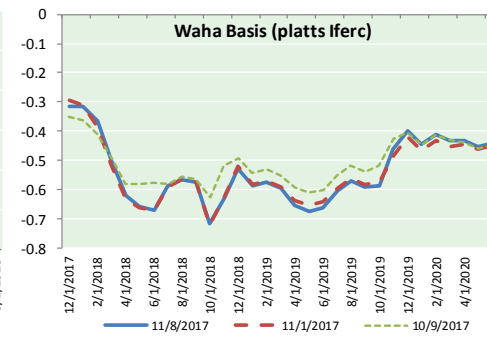
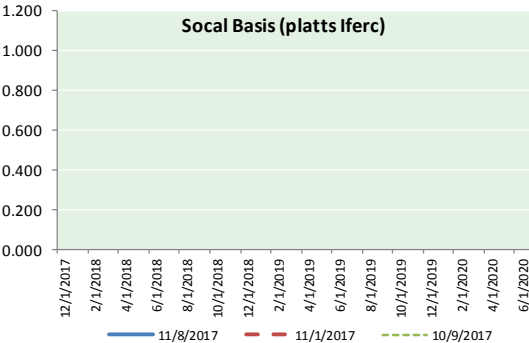
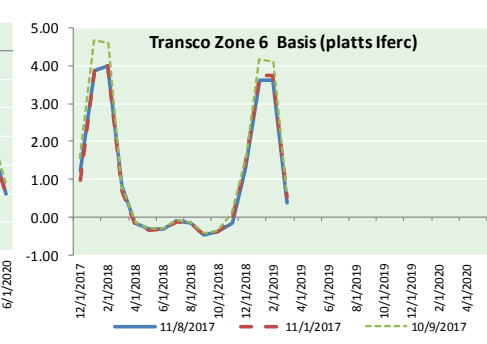
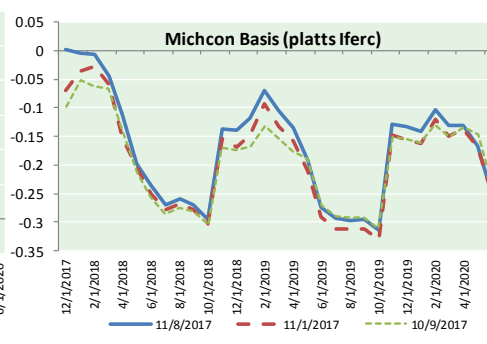
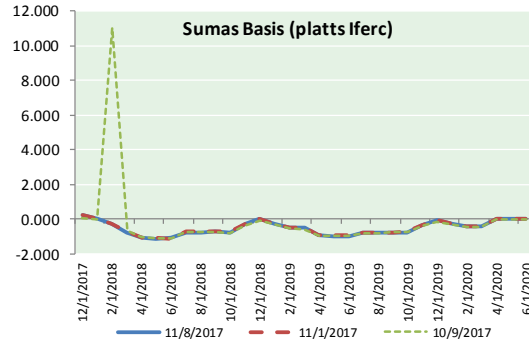
[info@mansfieldoil.com](mailto:info@mansfieldoil.com)

Phone: (800) 695-6626





NATURAL GAS BASIS FUTURES, HENRY HUB SPOT PRICES, AND FORWARD CURVE



CME NG Option Prices

ATM Call

Month	Strike	Close	Imp Vol
Dec-17	3.200	0.114	39.4
Jan-18	3.300	0.205	43.1
Feb-18	3.300	0.276	45.0
Mar-18	3.250	0.319	45.0
Apr-18	3.000	0.207	29.0
May-18			
Jun-18			
Jul-18			
Aug-18			
Sep-18			
Oct-18			
Nov-18			
Dec-18			
Jan-19			
Feb-19			
Mar-19			
Apr-19			

CME NG Option Prices

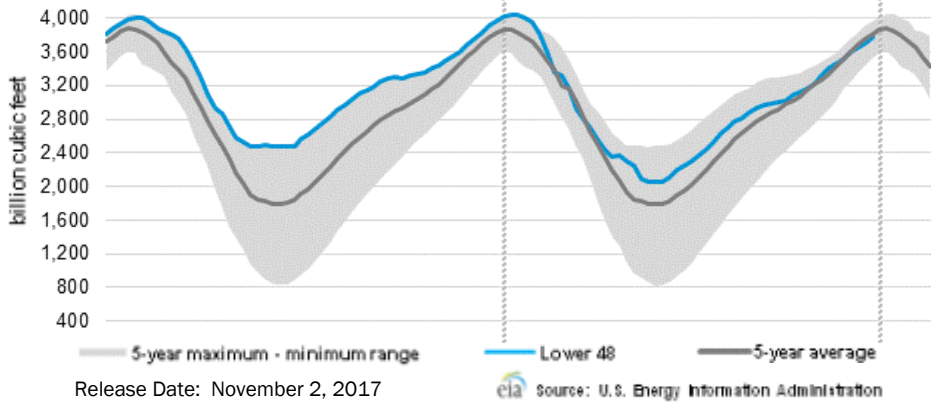
ATM Put

Month	Strike	Close	Imp Vol
Dec-17	3.200	0.127	45.0
Jan-18	3.300	0.232	48.7
Feb-18	3.300	0.297	48.7
Mar-18	3.250	0.339	48.7
Apr-18	3.000	0.234	30.9
May-18			
Jun-18			
Jul-18			
Aug-18			
Sep-18			
Oct-18			
Nov-18			
Dec-18			
Jan-19			
Feb-19			
Mar-19			
Apr-19			



# NATURAL GAS NEWS

## WEEKLY GAS IN UNDERGROUND STORAGE WITH 5-YR RANGE



## Rig Count

Report Date: November 3, 2017

	Total	Change
US -	898	(11)
CN -	192	+1

## EIA Storage Forecast and Surveys for Release Date

**November 9, 2017**

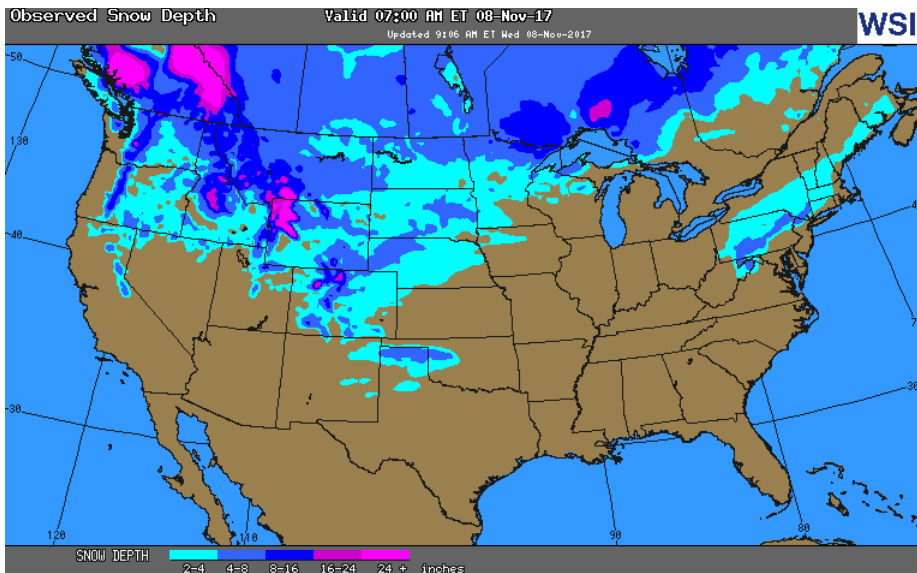
Range — +6 to +32

Citi — +6

ARM — +7

Reuters — +15

## OBSERVED SNOW DEPTH



**EIA ACTUAL Due Out Today at 10:30am EPT/9:30am CPT**

## Total Working Gas In Storage

**3,775 BCF**

+65 BCF (LAST WEEK)

(180) BCF (LAST YEAR)

(41) BCF (5-YR AVG)

## U.S. Natural Gas Supply Gas Week 10/26– 11/1

**Average daily values (BCF/D):**

Last Year (BCF/d)

Dry Production — +70.8

Total Supply — +77.2

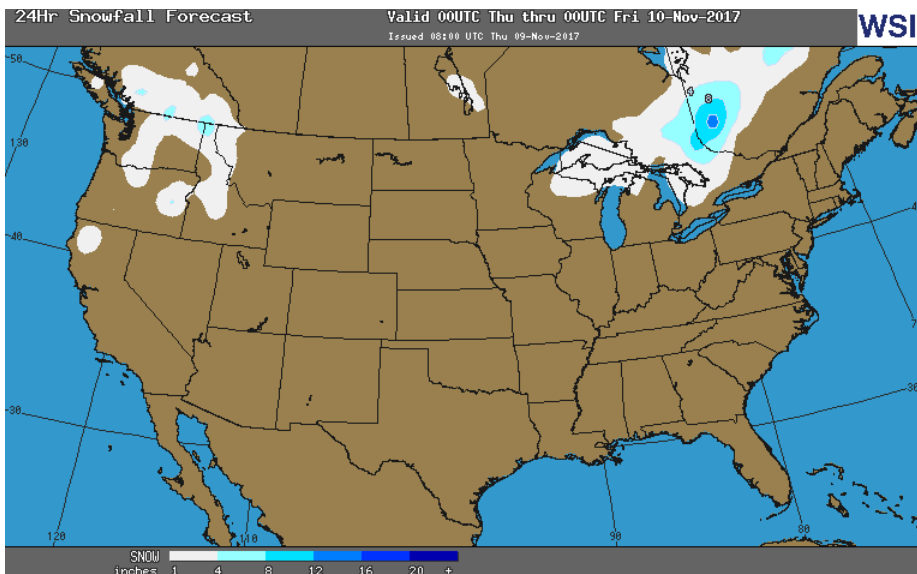
Last Week (BCF/d)

Dry Production — +74.6

Total Supply — +80.4

[NEXT REPORT ON Nov 9]

## 24 HOUR SNOWFALL FORECAST



## U.S. Natural Gas Demand Gas Week 10/26 - 11/1

**Average daily values (BCF/D):**

Last Year (BCF/d)

Power — +24.0

Total Demand — +71.8

Last Week (BCF/d)

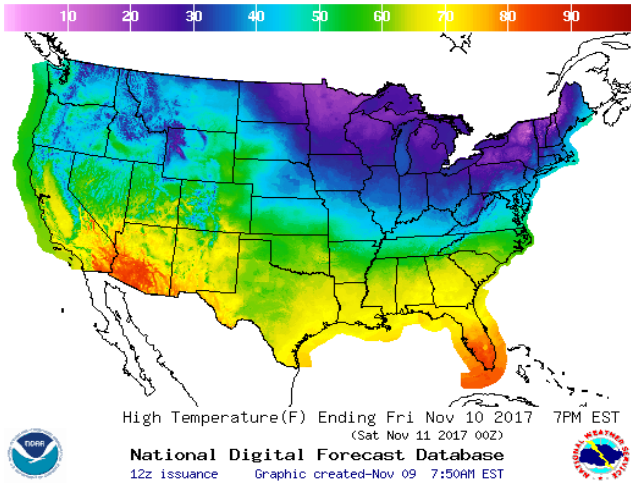
Power — +23.8

Total Demand — +69.8

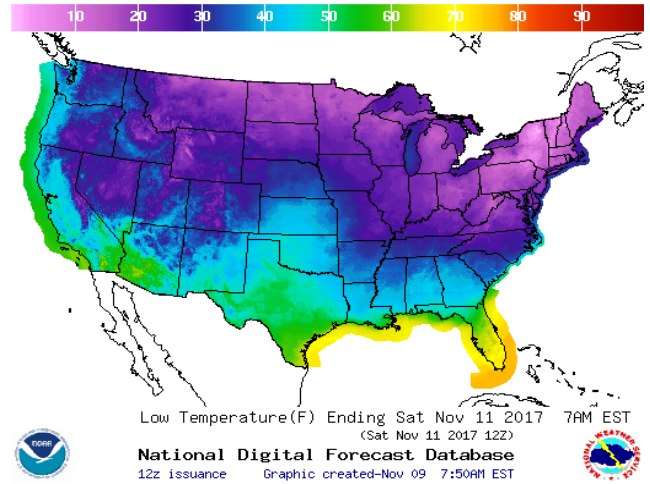
[NEXT REPORT ON Nov 9]

WEATHER – HIGH / LOW TEMPERATURE TOMORROW

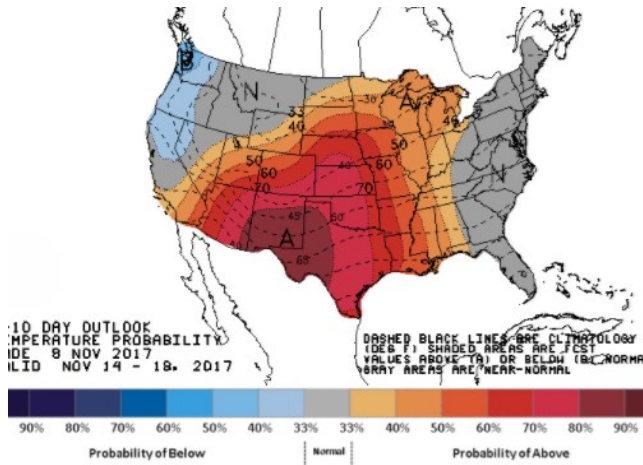
HIGH Temperature



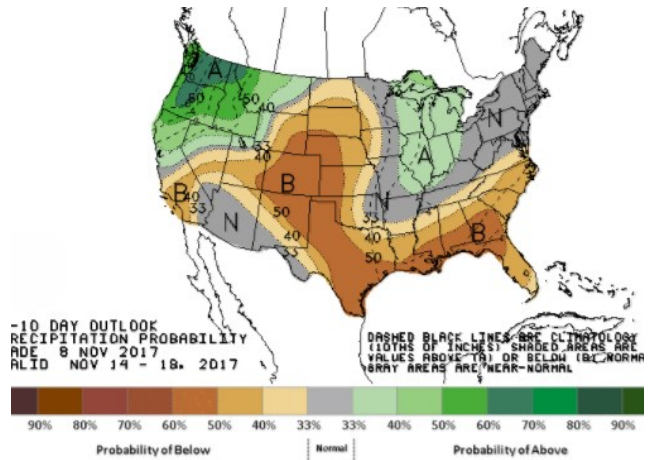
LOW Temperature



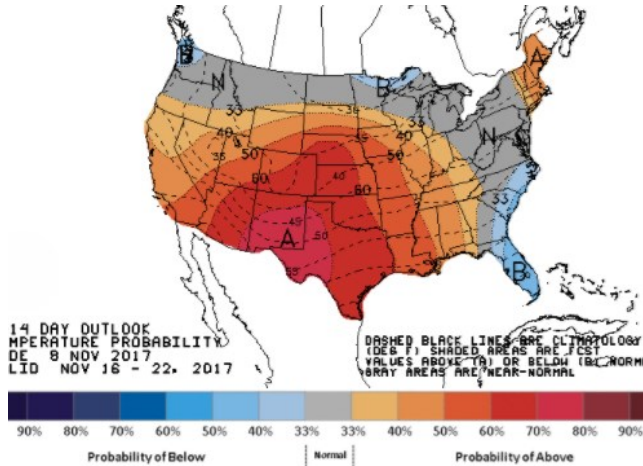
WEATHER – 6 TO 10 DAY OUTLOOK – NOAA  
Temperature



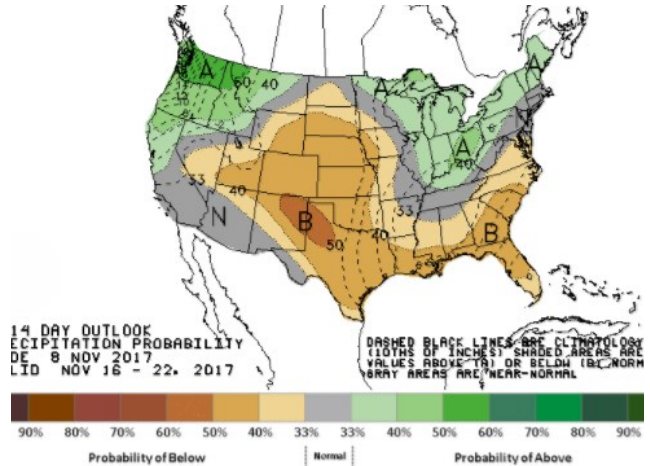
Precipitation



WEATHER – 8 TO 14 DAY OUTLOOK – NOAA  
Temperature



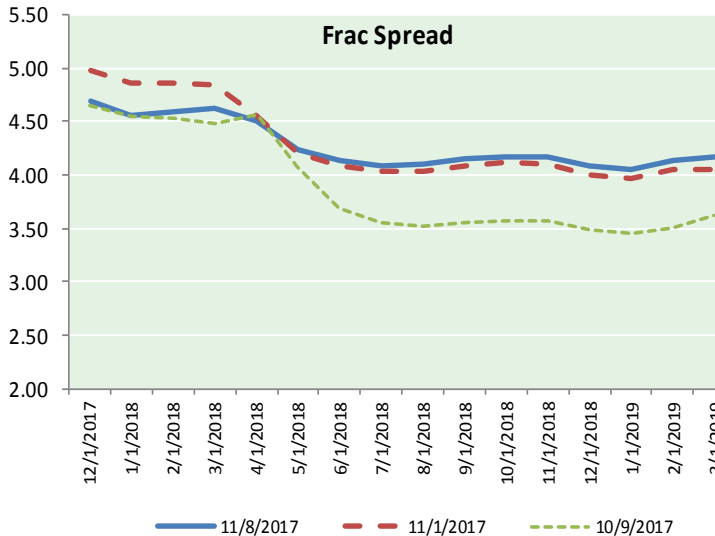
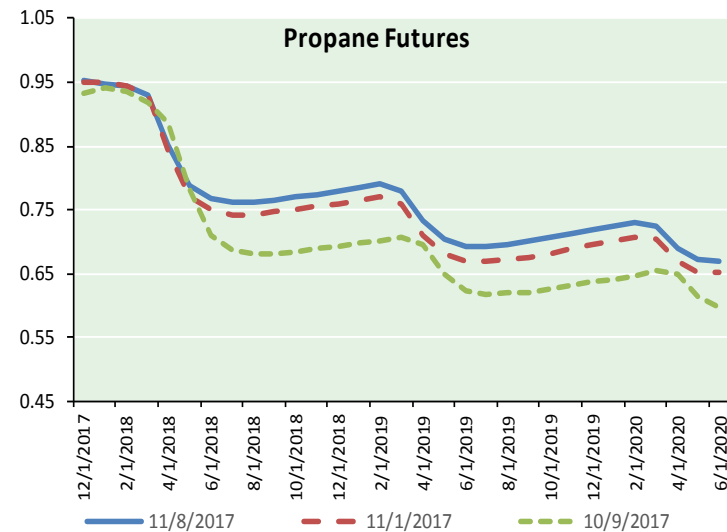
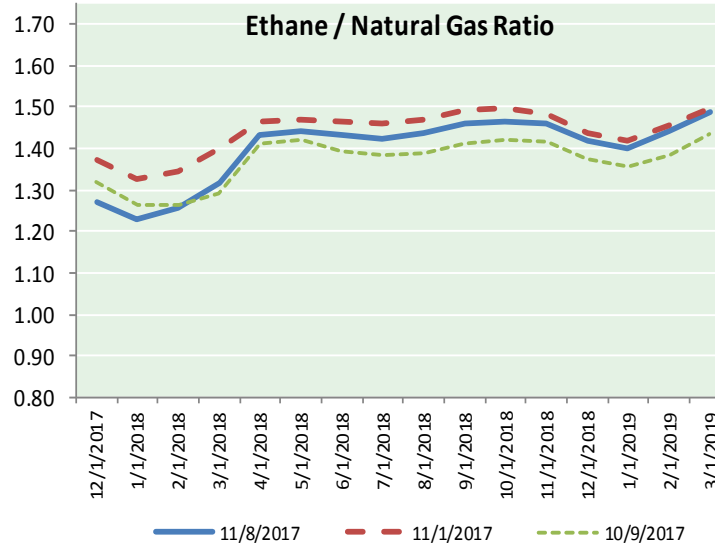
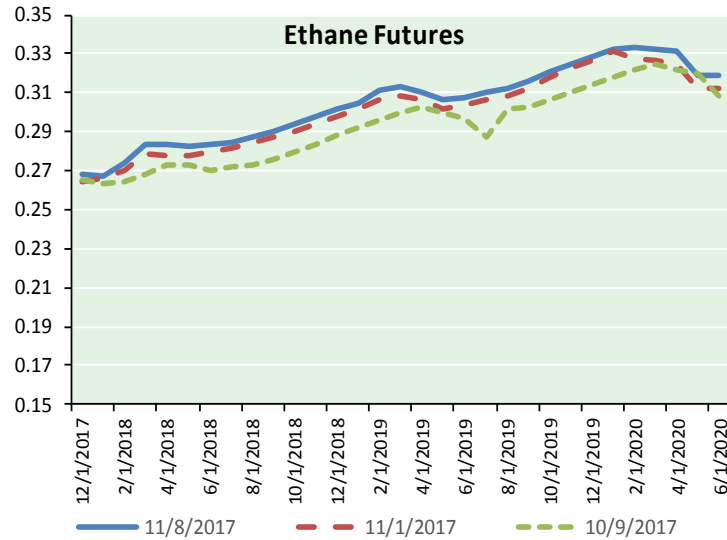
Precipitation





# NATURAL GAS NEWS

## ETHANE FUTURES, NG/ETHANE RATIO, PROPANE FUTURES, AND THE FRAC SPREAD



### CME Future Prices

#### Ethane (C2)

##### Non-LDH— Mont Belvieu

(cents/gallon)		
Month	Close	Change
Dec-17	0.268	(0.004)
Jan-18	0.268	(0.006)
Feb-18	0.274	(0.005)
Mar-18	0.283	(0.004)
Apr-18	0.283	(0.004)
May-18	0.283	(0.003)
Jun-18	0.283	(0.003)
Jul-18	0.284	(0.003)
Aug-18	0.288	(0.003)
Sep-18	0.291	(0.003)
Oct-18	0.294	(0.004)
Nov-18	0.298	(0.004)

1YR Strip 0.283 (0.004)

### CME Future Prices

#### Propane (C3)

##### Non-LDH— Mont Belvieu

(cents/gallon)		
Month	Close	Change
Dec-17	0.952	0.000
Jan-18	0.948	(0.001)
Feb-18	0.943	(0.002)
Mar-18	0.929	(0.004)
Apr-18	0.851	(0.004)
May-18	0.787	(0.003)
Jun-18	0.769	(0.002)
Jul-18	0.763	(0.002)
Aug-18	0.763	(0.001)
Sep-18	0.766	(0.001)
Oct-18	0.770	(0.001)
Nov-18	0.775	(0.001)

1YR Strip 0.835 (0.002)

# NATURAL GAS NEWS



## Prompt WTI (CL) Crude

### Daily Sentiment

**BULLISH**



#### RESISTANCE

57.68 & 58.56

#### SUPPORT

56.17 & 55.54

### FOLLOW US ON TWITTER:



@MPG\_NatGasNews

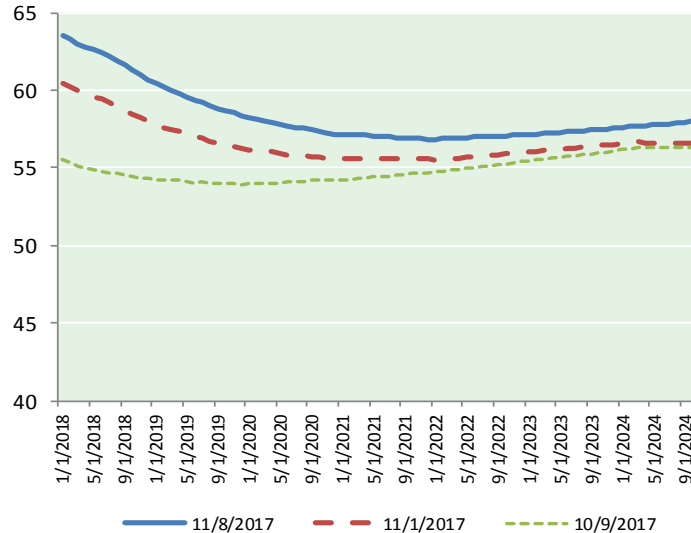
## NYMEX Brent (BZ)

### Futures

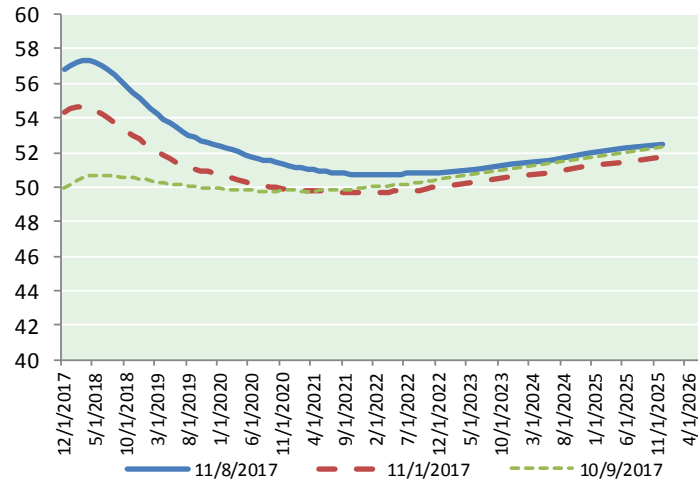
Month	Close	Change
Jan-18	63.49	(0.20)
Feb-18	63.28	(0.19)
Mar-18	63.02	(0.19)
Apr-18	62.80	(0.19)
May-18	62.61	(0.18)
Jun-18	62.39	(0.16)
Jul-18	62.15	(0.12)
Aug-18	61.89	(0.08)
Sep-18	61.60	(0.04)
Oct-18	61.30	0.00
Nov-18	60.99	0.03
Dec-18	60.69	0.07
Jan-19	60.42	0.11
Feb-19	60.19	0.15
Mar-19	59.98	0.18
Apr-19	59.80	0.20
May-19	59.58	0.22
Jun-19	59.34	0.25
Jul-19	59.19	0.28
Aug-19	59.00	0.32
Sep-19	58.84	0.35
Oct-19	58.73	0.38
Nov-19	58.55	0.40
Dec-19	58.35	0.42

1YR Strip	62.18	(0.10)
2017	#DIV/0!	#DIV/0!
5YR Strip	58.56	0.45

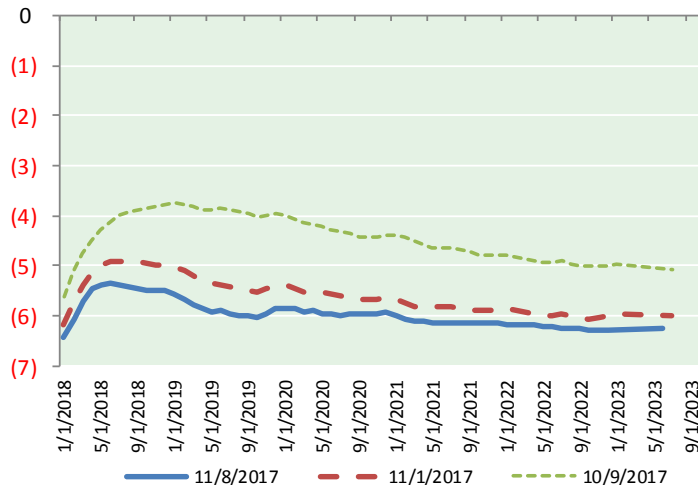
## BRENT CRUDE FORWARD CURVE



## WTI CRUDE FORWARD CURVE



## WTI-BRENT SPREAD



## FRAC Spread

### Specifications

Ethane :	42%	66,500 btu/g
Propane :	28%	90,830 btu/g
Butane :	11%	102,916 btu/g
Iso-Butane :	6%	98,935 btu/g
Natural Gasoline :	13%	115,021 btu/g

## Prompt NGL Futures

### (\$/gallon)

	Dec-17	Close	Change
Butane		1.010	0.001
Iso-Butane		1.007	0.001
Nat Gasoline		1.366	(0.007)

## NYMEX WTI (CL) Futures

Month	Close	Change
Dec-17	56.81	(0.39)
Jan-18	57.05	(0.38)
Feb-18	57.22	(0.37)
Mar-18	57.32	(0.31)
Apr-18	57.33	(0.26)
May-18	57.24	(0.21)
Jun-18	57.05	(0.16)
Jul-18	56.78	(0.12)
Aug-18	56.47	(0.09)
Sep-18	56.15	(0.05)
Oct-18	55.82	(0.02)
Nov-18	55.50	0.02
Dec-18	55.18	0.06
Jan-19	54.84	0.09
Feb-19	54.52	0.12
Mar-19	54.21	0.14
Apr-19	53.93	0.16
May-19	53.67	0.19
Jun-19	53.46	0.23
Jul-19	53.22	0.26
Aug-19	53.01	0.28
Sep-19	52.84	0.30
Oct-19	52.71	0.34
Nov-19	52.60	0.37

1YR Strip	56.73	(0.20)
2017	56.81	(0.39)
5YR Strip	52.72	0.37