

# NATURAL GAS



MAY 19, 2017

## Prior Day's NYMEX Jun-17 Contract (CT)



## NYMEX NG Futures

Month	Close	Change
Jun-17	3.182	(0.010)
Jul-17	3.280	(0.003)
Aug-17	3.320	0.000
Sep-17	3.307	0.001
Oct-17	3.334	0.004
Nov-17	3.387	0.004
Dec-17	3.507	0.003
Jan-18	3.582	0.004
Feb-18	3.555	0.005
Mar-18	3.468	0.005
Apr-18	2.936	0.003
May-18	2.875	0.004
Jun-18	2.902	0.006
Jul-18	2.928	0.006
Aug-18	2.935	0.006
Sep-18	2.911	0.005
Oct-18	2.928	0.005
Nov-18	2.976	0.004
Dec-18	3.113	0.006
Jan-19	3.210	0.007
Feb-19	3.190	0.007
Mar-19	3.117	0.007
Apr-19	2.726	0.006
May-19	2.688	0.006
1YR Strip	3.311	0.002
2017	3.331	(0.000)
5YR Strip	2.982	(0.001)

## IN THE NEWS

West Virginia's Senators Urge Appalachian Natural Gas Hub — US News reports: West Virginia's U.S. senators are urging federal officials to consider building a major natural gas storage and distribution hub in the Appalachian region. In a letter Thursday to National Economic Council Director Gary Cohn, the senators say the White House should examine "the numerous benefits" of putting a world-class natural gas liquid-storage and distribution hub in the region with growing but still underutilized reserves of underground natural gas. Sens. Joe Manchin and Shelley Moore Capito cite an American Chemistry Council study that an Appalachian hub could attract \$36 billion in new chemical and plastics industry investment and create 100,000 new jobs. For more visit [usnews.com](http://usnews.com) or click the following link <http://bit.ly/2rwpuHE>

- West Virginia's Senators Urge Appalachian Natural Gas Hub
- Upstate NY likely to get a warm summer - along with most of the US

Upstate NY likely to get a warm summer - along with most of the US – NYup reports: This summer is likely to be warmer than normal in Upstate New York, the Climate Prediction Center said today. In fact, most of the continental U.S. could be in for a warm summer, the center said, although the best chances are in the Southwest and along the East Coast. Don't get your hopes too high, though. A warmer than normal summer isn't a slam dunk, and it might not be as warm as last year. "While the forecast still broadly favors above-normal temperatures, the probabilities are not exceptional, and indeed the official forecast suggests a slightly cooler forecast for the (continental U.S.) as a whole than that issued for last summer," the center said. Last year's summer did turn out to be warm in Upstate New York. The odds of a warmer-than-normal summer for Upstate are about 50 percent. For more on this story visit [newyorkupstate.com](http://newyorkupstate.com) or click the following link <http://bit.ly/2qXqaQQ>

Upstate NY likely to get a warm summer - along with most of the US – NYup reports: This summer is likely to be warmer than normal in Upstate New York, the Climate Prediction Center said today. In fact, most of the continental U.S. could be in for a warm summer, the center said, although the best chances are in the Southwest and along the East Coast. Don't get your hopes too high, though. A warmer than normal summer isn't a slam dunk, and it might not be as warm as last year. "While the forecast still broadly favors above-normal temperatures, the probabilities are not exceptional, and indeed the official forecast suggests a slightly cooler forecast for the (continental U.S.) as a whole than that issued for last summer," the center said. Last year's summer did turn out to be warm in Upstate New York. The odds of a warmer-than-normal summer for Upstate are about 50 percent. For more on this story visit [newyorkupstate.com](http://newyorkupstate.com) or click the following link <http://bit.ly/2qXqaQQ>

## 12 MONTH CANDLESTICK (WEEKLY)



## Prompt Natural Gas (NG) Daily Sentiment

**BULLISH**



RESISTANCE  
3.23 & 3.29  
SUPPORT  
3.15 & 3.09

## Trading Summary

### NATURAL GAS

Futures	Close	Change
NG	3.182	(0.010)
Volume	416,971	(396,643)
Open Int.	1,555,090	(16,274)

### CRUDE AND GASOLINE

Futures	Close	Change
Crude	49.35	0.28
RBOB	1.6063	0.0036
Crude/NG	15.51	0.14

### METALS

Futures	Close	Change
Gold	1,252.80	0.80

### EQUITIES

Exchange	Close	Change
DOW	20,663.02	56.09
S&P 500	2,294.62	(62.41)

### CURRENCY

Currency	Close	Change
EUR/USD	1.1120	(0.0046)
USD/CND	1.3571	(0.0035)

## Contact Us



**Mansfield Energy Corp**  
1025 Airport Pkwy  
Gainesville, GA 30501

[www.mansfield.energy](http://www.mansfield.energy)

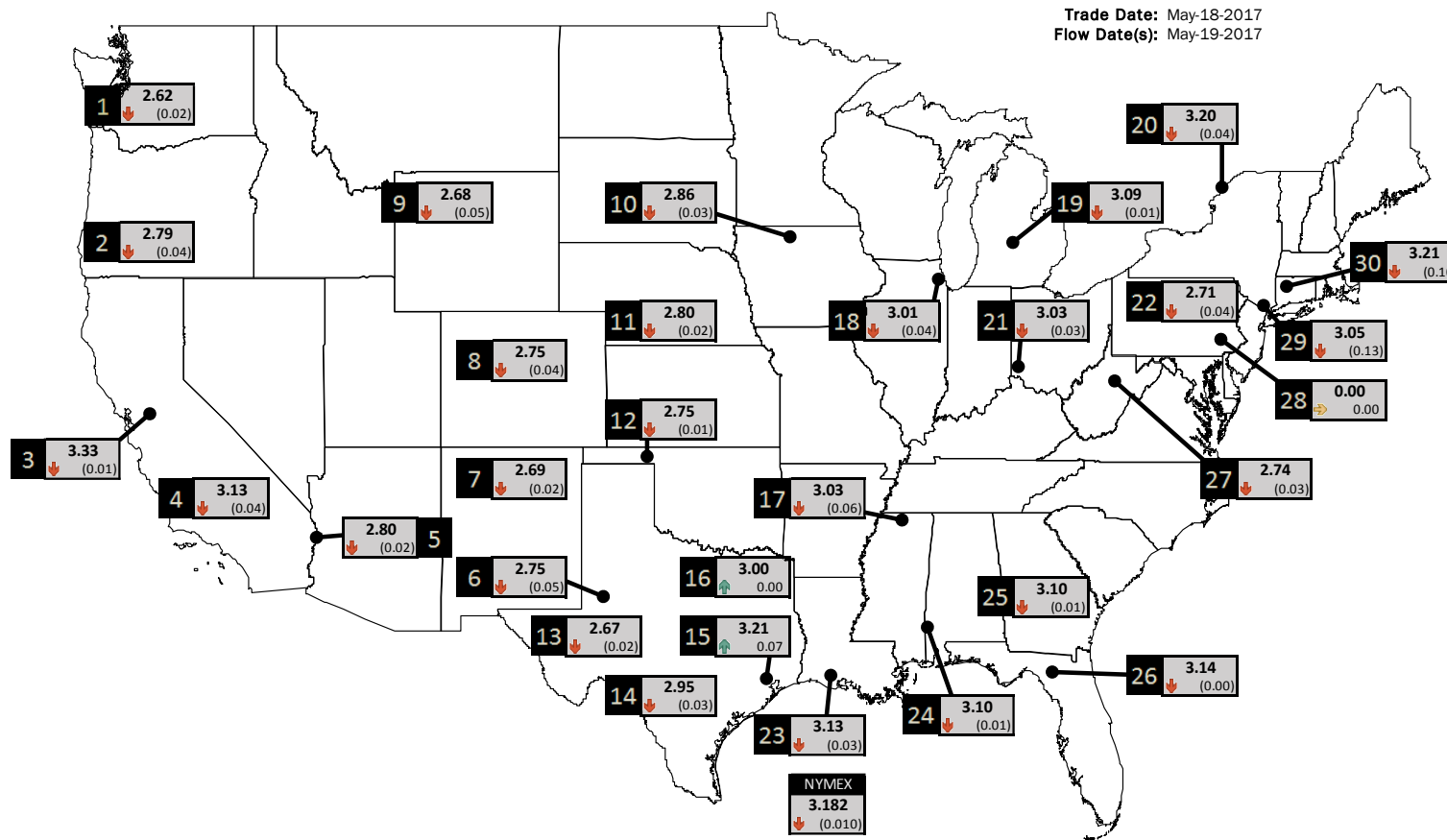
[info@mansfieldoil.com](mailto:info@mansfieldoil.com)

Phone: (800) 695-6626



# NATURAL GAS NEWS

## PHYSICAL SPOT NATURAL GAS PRICE MAP



ICE DATA

ID	DAILY INDEX	PRICE	CHANGE
1	Stanfield	2.62	(0.02)
2	Malin	2.79	(0.04)
3	PG&E - Citygate	3.33	(0.01)
4	SoCal-Citygate	3.13	(0.04)
5	SoCal Border	2.80	(0.02)
6	Waha	2.75	(0.05)
7	EPSJ Blanco Pool	2.69	(0.02)
8	Opal Plant Tailgate	2.75	(0.04)
9	NWP-Wyoming	2.68	(0.05)
10	Ventura	2.86	(0.03)

ID	DAILY INDEX	PRICE	CHANGE
11	NGPL-Midcont Pool	2.80	(0.02)
12	Panhandle	2.75	(0.01)
13	EP-Permian	2.67	(0.02)
14	TGP-ZO	2.95	(0.03)
15	Houston Ship Channel	3.21	0.07
16	NGPL-TXOK	3.00	0.00
17	TETCO-M1 30	3.03	(0.06)
18	Chicago Citygates	3.01	(0.04)
19	Michcon	3.09	(0.01)
20	Iroquois (into)	3.20	(0.04)

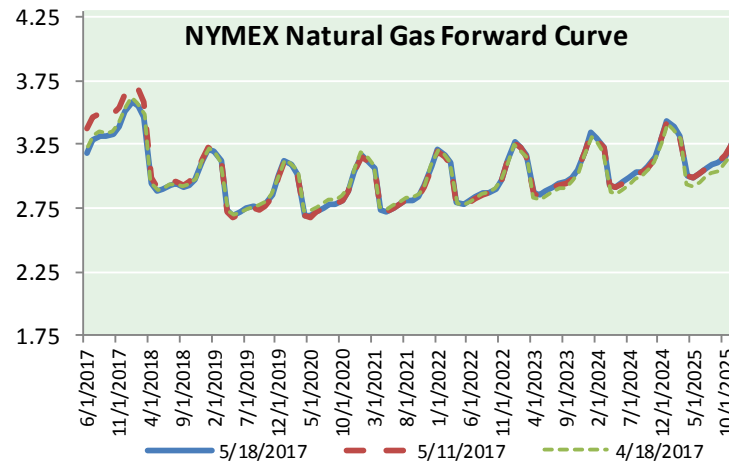
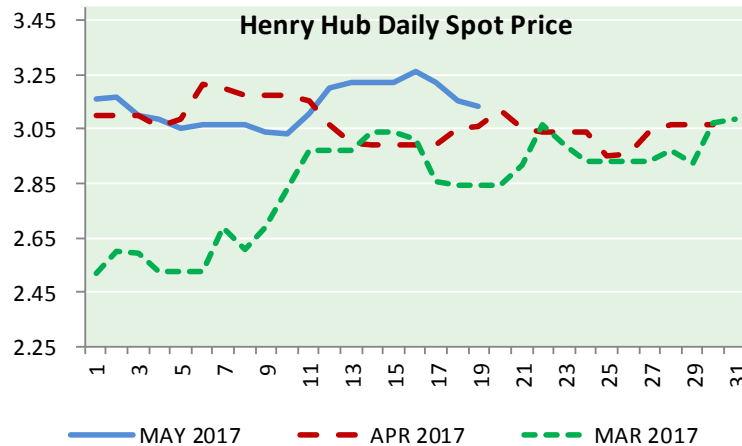
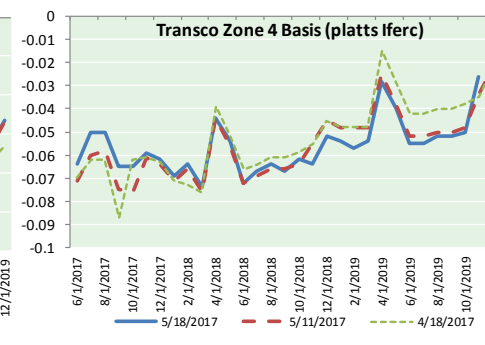
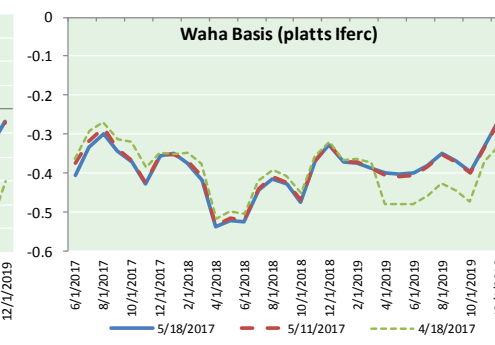
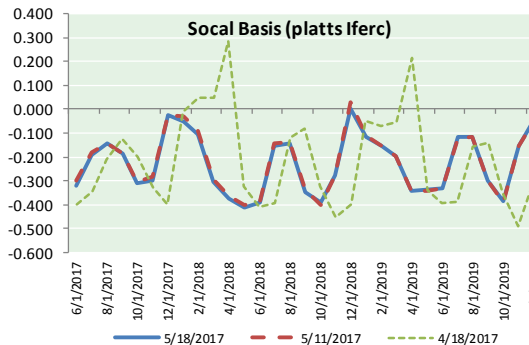
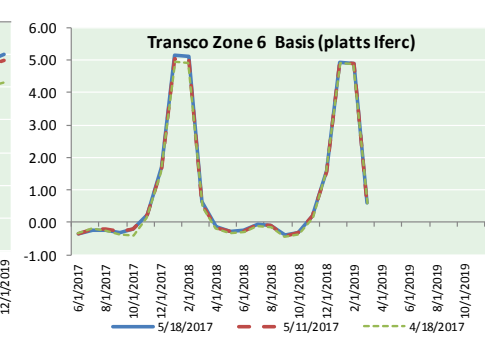
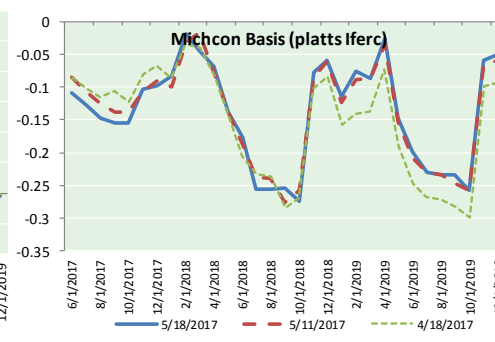
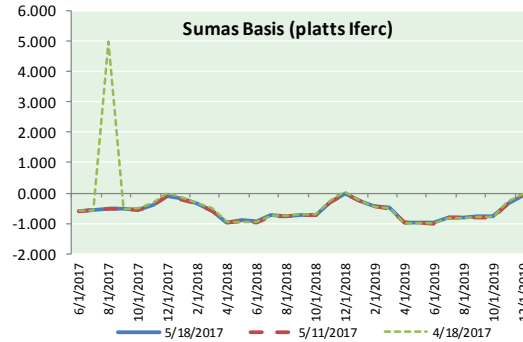
ID	DAILY INDEX	PRICE	CHANGE
21	REX E-ANR	3.03	(0.03)
22	Leidy-Transco	2.71	(0.04)
23	Henry	3.13	(0.03)
24	Transco-85	3.10	(0.01)
25	Sonat-ZO South	3.10	(0.01)
26	FGT-Z3	3.14	(0.00)
27	Dominion-South	2.74	(0.03)
28	Transco-Z6 (non-NY)	0.00	0.00
29	Transco-Z6 (NY)	3.05	(0.13)
30	Iroquois-Z2	3.21	(0.10)



DISCLAIMER: The content herein is privileged and confidential. Content is presented for informational purposes and is a reflection of the market opinions of its authors subject to change without notice. Content is derived from sources believed to be accurate at the time of release but carries no guarantee of accuracy or completeness. Mansfield Energy Corp and its clients may or may not take positions similar or opposite those discussed herein. The reader should realize that the trading of commodities involves risk, and the reader assumes all responsibility for the risk of financial losses.



NATURAL GAS BASIS FUTURES, HENRY HUB SPOT PRICES, AND FORWARD CURVE



CME NG Option Prices

ATM Call

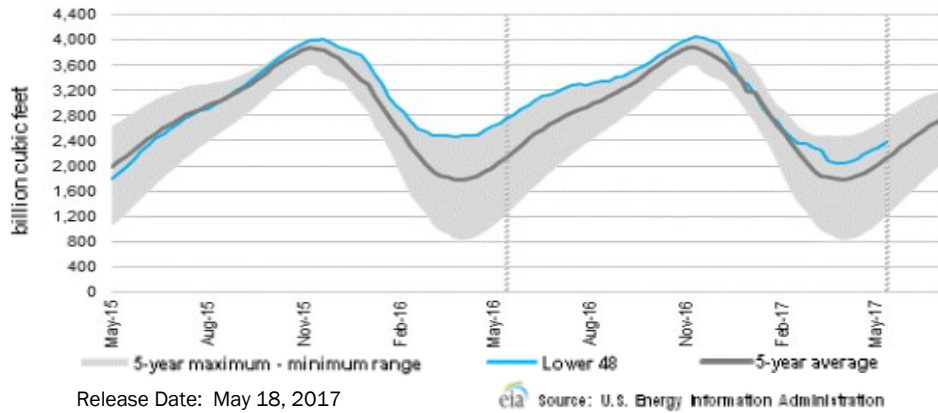
Month	Strike	Close	Imp Vol
Jun-17	3.200	0.053	30.0
Jul-17	3.300	0.140	31.9
Aug-17	3.350	0.181	31.9
Sep-17	3.350	0.208	30.9
Oct-17	3.350	0.252	30.9
Nov-17	3.400	0.290	31.9
Dec-17	3.500	0.344	32.8
Jan-18	0.000		
Feb-18	3.550	0.465	38.4
Mar-18	3.500	0.493	41.2
Apr-18	2.950	0.303	28.1
May-18	3.000	0.241	26.2
Jun-18	2.950	0.280	25.3
Jul-18	2.900	0.325	25.3
Aug-18	2.900	0.328	24.3
Sep-18	2.900	0.344	25.7
Oct-18			

CME NG Option Prices

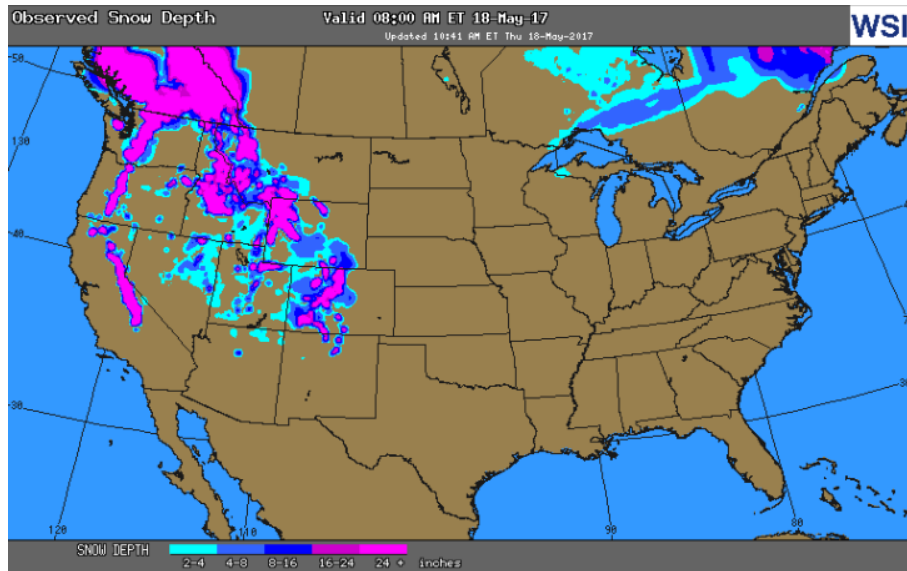
ATM Put

Month	Strike	Close	Imp Vol
Jun-17	3.200	0.071	45.0
Jul-17	3.300	0.161	37.5
Aug-17	3.350	0.211	35.6
Sep-17	3.350		
Oct-17	3.350	0.268	33.7
Nov-17	3.400	0.303	33.7
Dec-17	3.500	0.336	33.7
Jan-18	0.000		
Feb-18	3.550		
Mar-18	3.500	0.521	41.7
Apr-18	2.950	0.315	28.5
May-18	3.000	0.364	26.2
Jun-18	2.950		
Jul-18	2.900		
Aug-18	2.900		
Sep-18	2.900		
Oct-18			

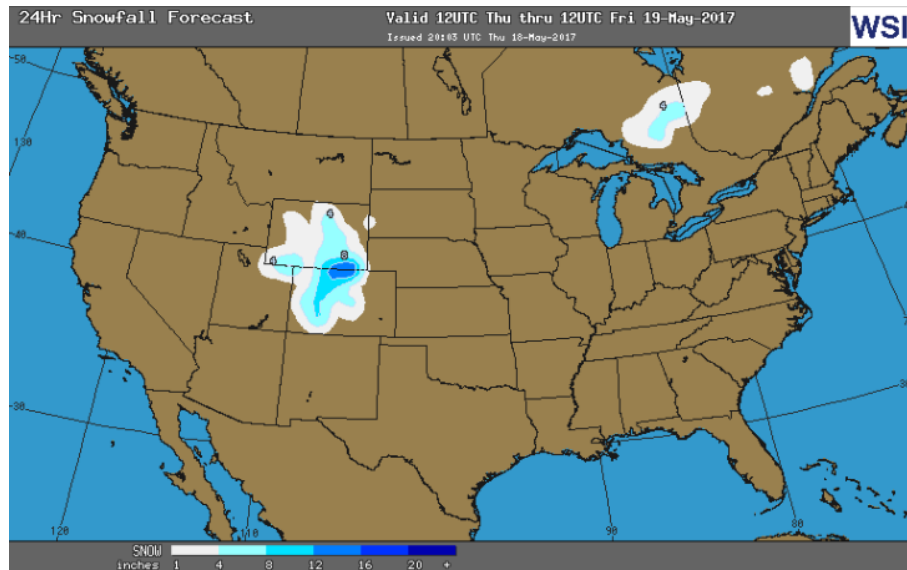
WEEKLY GAS IN UNDERGROUND STORAGE WITH 5-YR RANGE



OBSERVED SNOW DEPTH



24 HOUR SNOWFALL FORECAST



Rig Count

Report Date: May 12, 2017

	Total	Change
US -	885	+8
CN -	80	(2)

EIA Weekly NG Storage Actual and Surveys for May 12, 2017

Released May 18, 2017

- PIRA — +63
- ARM — +62
- Reuters — +61

EIA ACTUAL — +68

Total Working Gas In Storage

**2,369BCF**

- +68 BCF (LAST WEEK)
- (375) BCF (LAST YEAR)
- +256 BCF (5-YR AVG)

U.S. Natural Gas Supply Gas Week 5/11-5/17

Average daily values (BCF/D):

Last Year (BCF/d)

Dry Production — +71.8

Total Supply — +77.5

Last Week (BCF/d)

Dry Production — +70.8

Total Supply — +77.0

[NEXT REPORT ON MAY 25]

U.S. Natural Gas Demand Gas Week 5/11-5/17

Average daily values (BCF/D):

Last Year (BCF/d)

Power — +26.0

Total Demand — +70.9

Last Week (BCF/d)

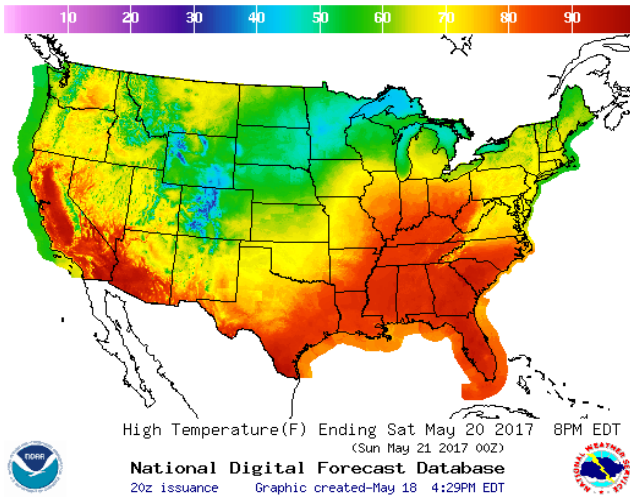
Power — +22.4

Total Demand — +70.0

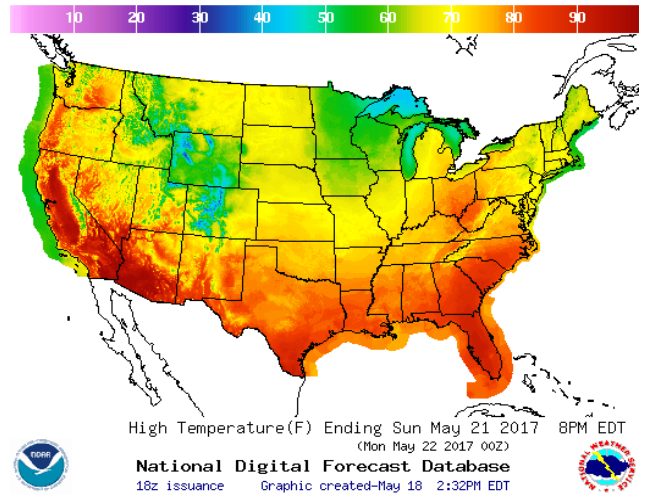
[NEXT REPORT ON MAY 25]

WEATHER – HIGH / LOW TEMPERATURE SATURDAY

HIGH Temperature

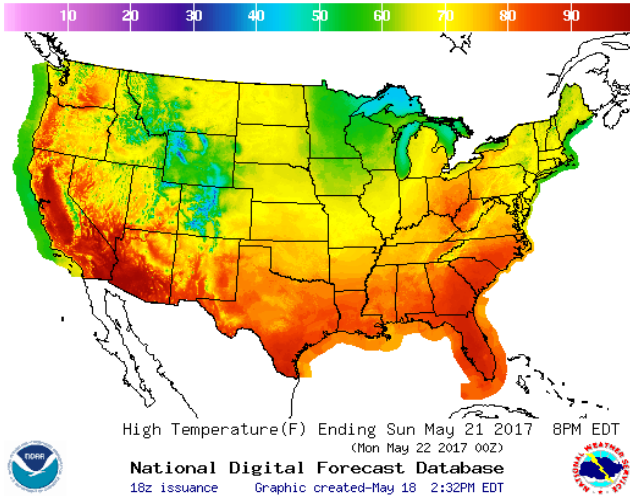


LOW Temperature

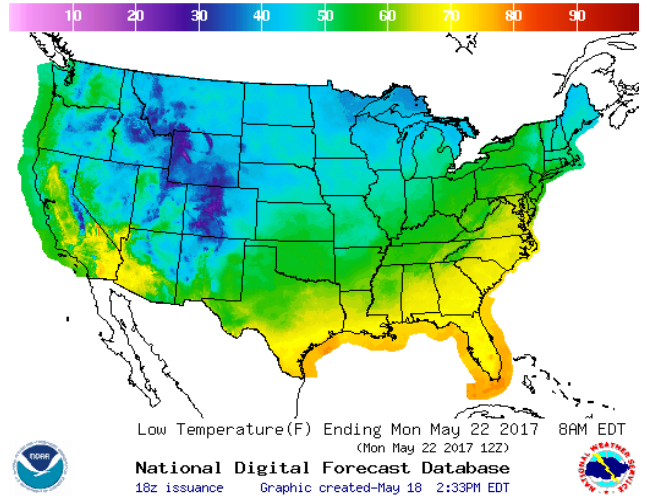


WEATHER – HIGH / LOW TEMPERATURE SUNDAY

HIGH Temperature

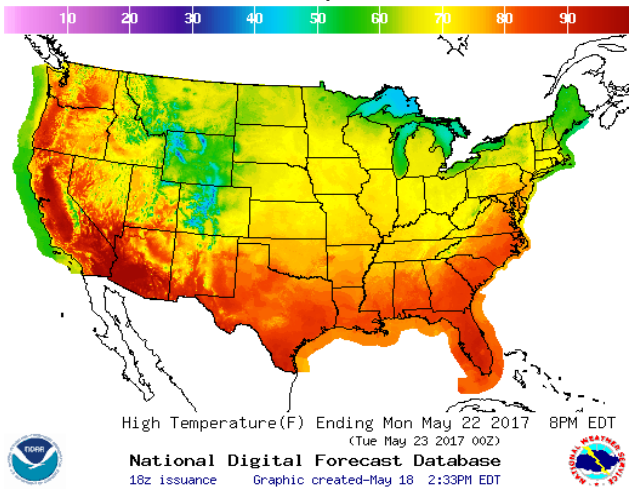


LOW Temperature

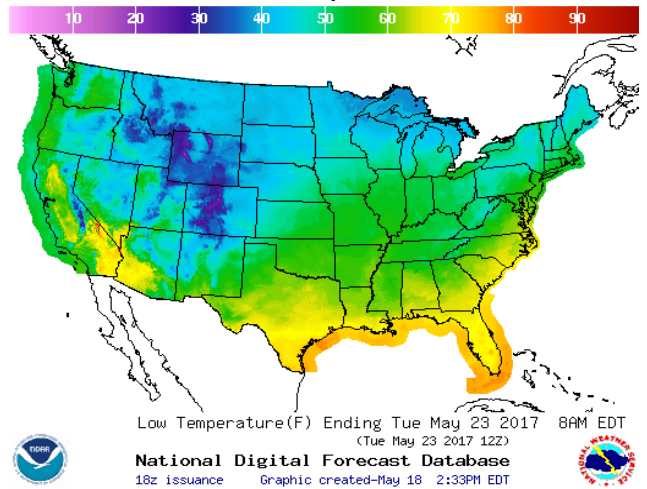


WEATHER – HIGH / LOW TEMPERATURE MONDAY

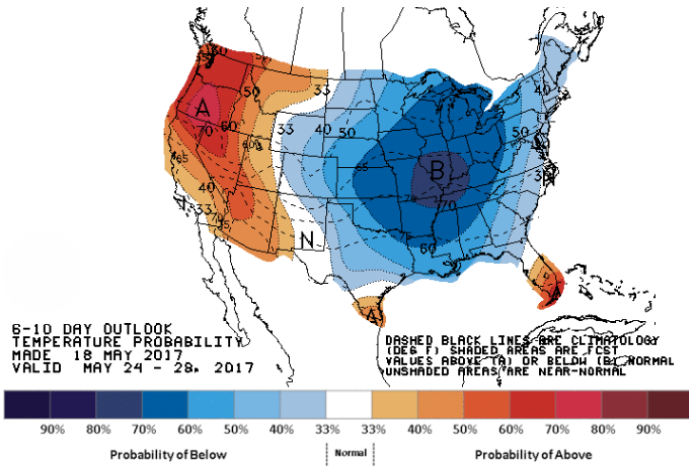
HIGH Temperature



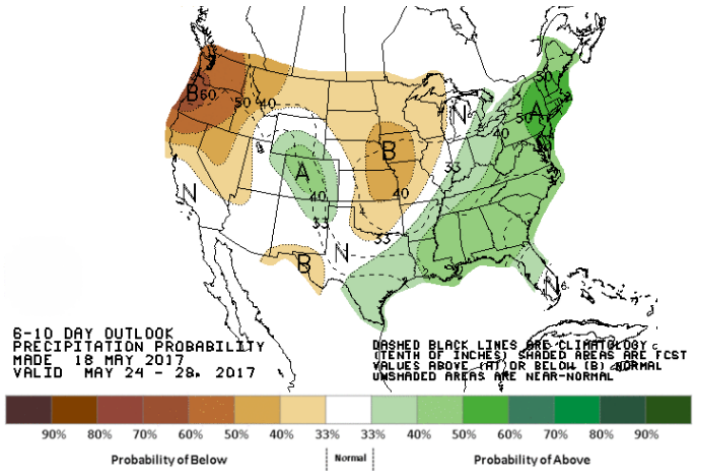
LOW Temperature



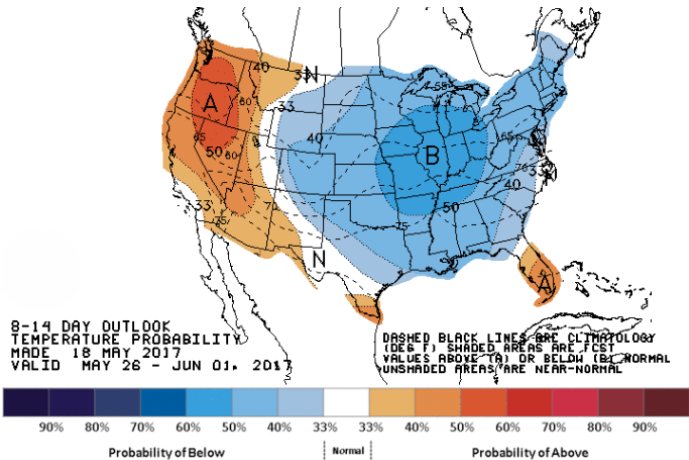
**WEATHER — 6 TO 10 DAY OUTLOOK — NOAA**  
Temperature



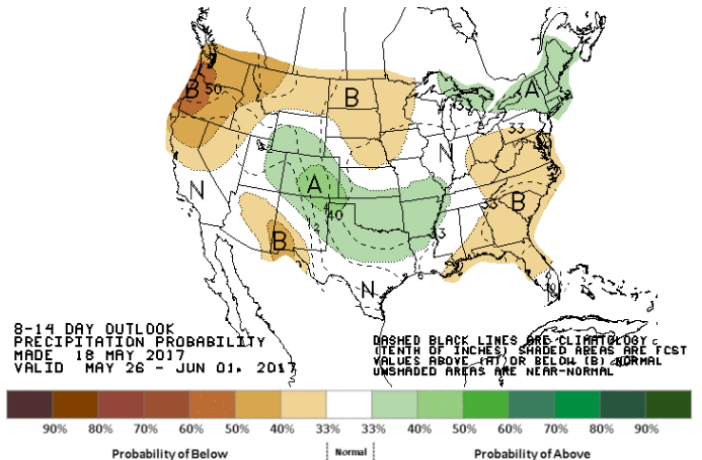
**Precipitation**



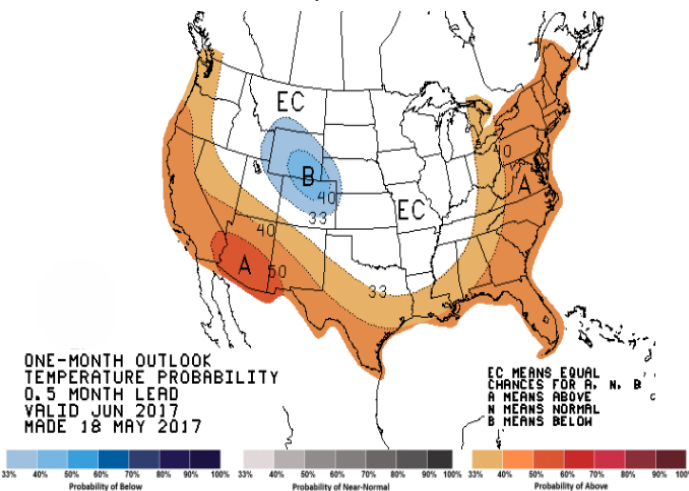
**WEATHER — 8 TO 14 DAY OUTLOOK — NOAA**  
Temperature



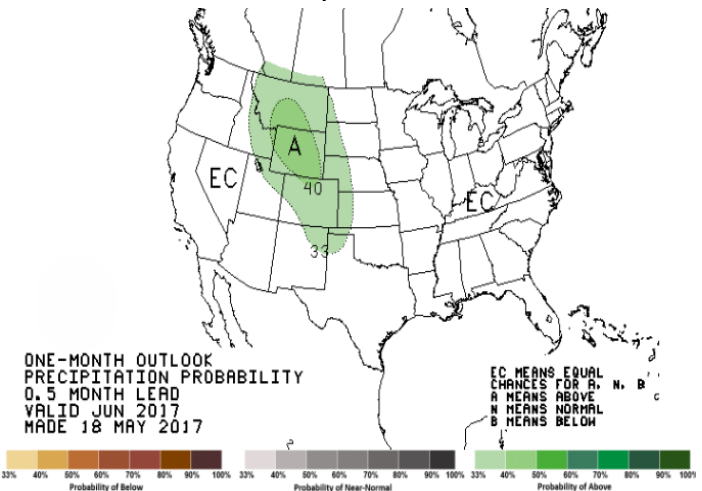
**Precipitation**



**WEATHER — 30 DAY OUTLOOK — NOAA**  
Temperature

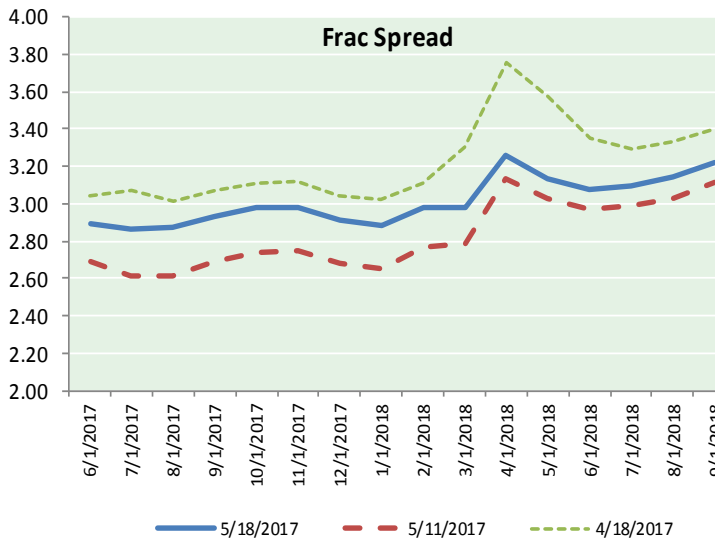
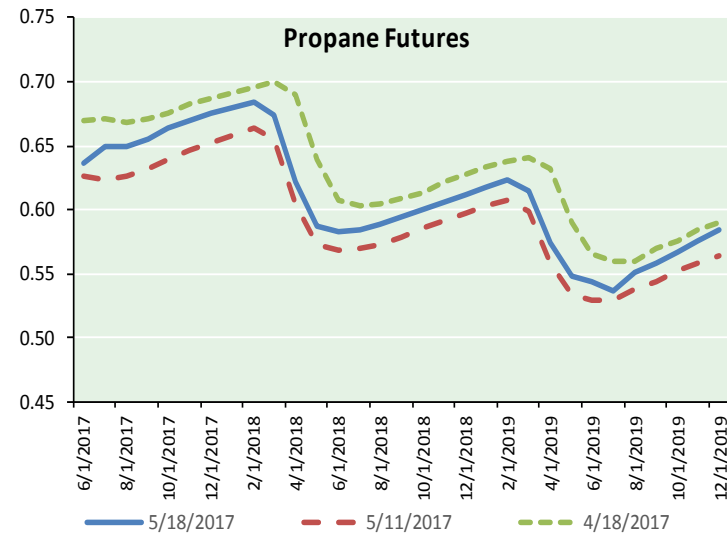
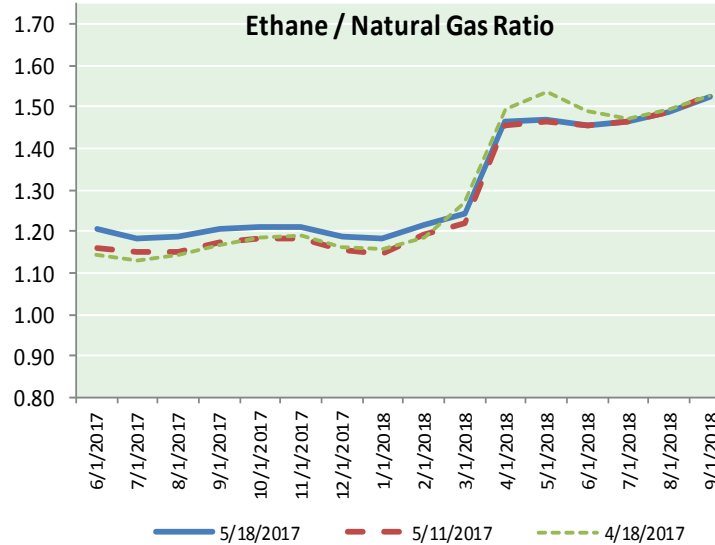
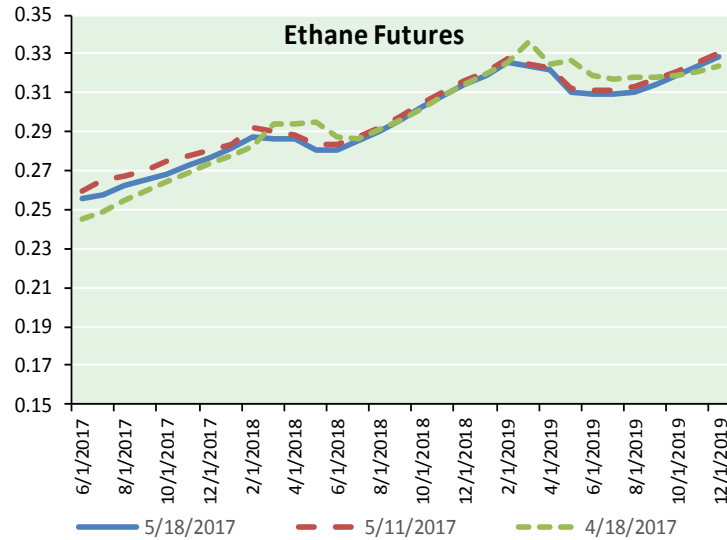


**Precipitation**





ETHANE FUTURES, NG/ETHANE RATIO, PROPANE FUTURES, AND THE FRAC SPREAD



CME Future Prices

Ethane (C2)

Non-LDH— Mont Belvieu

(cents/gallon)		
Month	Close	Change
Jun-17	0.256	0.000
Jul-17	0.258	0.000
Aug-17	0.263	0.000
Sep-17	0.265	0.000
Oct-17	0.268	0.000
Nov-17	0.273	0.000
Dec-17	0.277	0.001
Jan-18	0.281	0.003
Feb-18	0.288	(0.001)
Mar-18	0.286	(0.001)
Apr-18	0.286	0.001
May-18	0.281	0.001

1YR Strip 0.273 0.000

CME Future Prices

Propane (C3)

Non-LDH— Mont Belvieu

(cents/gallon)		
Month	Close	Change
Jun-17	0.637	0.001
Jul-17	0.650	0.003
Aug-17	0.650	0.001
Sep-17	0.655	0.001
Oct-17	0.664	0.002
Nov-17	0.670	0.001
Dec-17	0.675	0.001
Jan-18	0.680	0.000
Feb-18	0.685	0.000
Mar-18	0.675	0.000
Apr-18	0.621	(0.001)
May-18	0.588	(0.002)

1YR Strip 0.654 0.001

# NATURAL GAS NEWS



## Prompt WTI (CL) Crude Daily Sentiment

**BULLISH**



RESISTANCE  
50.55 & 50.85  
SUPPORT  
49.35 & 48.40

### FOLLOW US ON TWITTER:



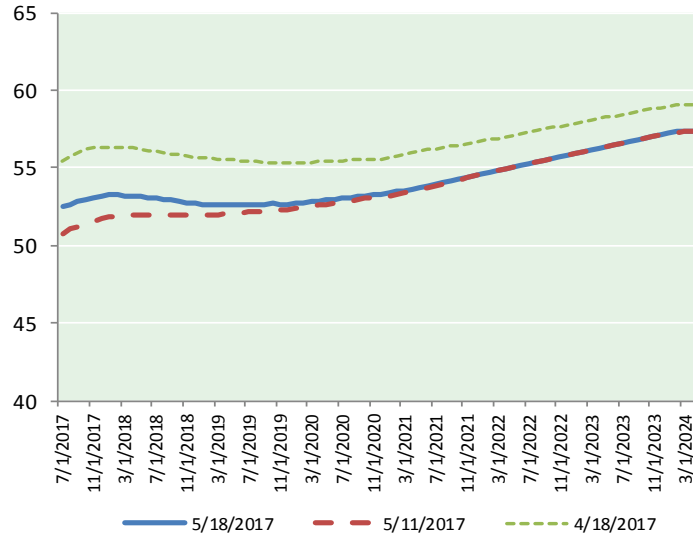
@MPG\_NatGasNews

## NYMEX Brent (BZ)

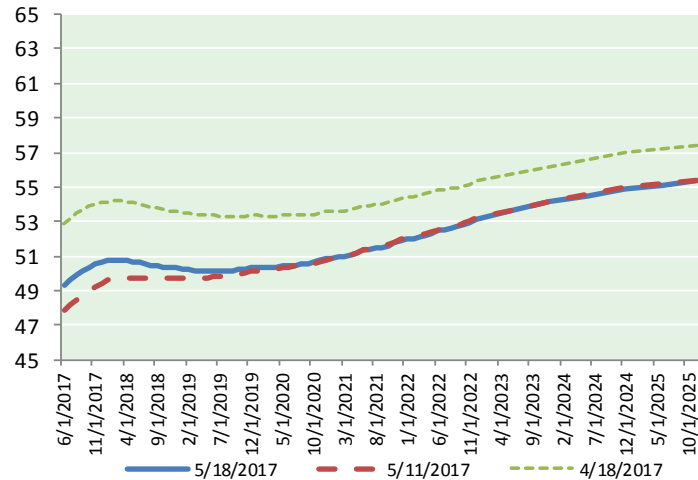
### Futures

Month	Close	Change
Jul-17	52.51	0.30
Aug-17	52.67	0.23
Sep-17	52.82	0.21
Oct-17	52.96	0.20
Nov-17	53.09	0.19
Dec-17	53.20	0.20
Jan-18	53.24	0.19
Feb-18	53.24	0.18
Mar-18	53.23	0.18
Apr-18	53.20	0.18
May-18	53.15	0.18
Jun-18	53.07	0.17
Jul-18	53.02	0.16
Aug-18	52.98	0.16
Sep-18	52.91	0.15
Oct-18	52.82	0.15
Nov-18	52.75	0.16
Dec-18	52.69	0.16
Jan-19	52.66	0.16
Feb-19	52.64	0.16
Mar-19	52.65	0.16
Apr-19	52.67	0.16
May-19	52.67	0.16
Jun-19	52.65	0.16
1YR Strip	53.03	0.20
2017	52.88	0.22
5YR Strip	53.32	0.20

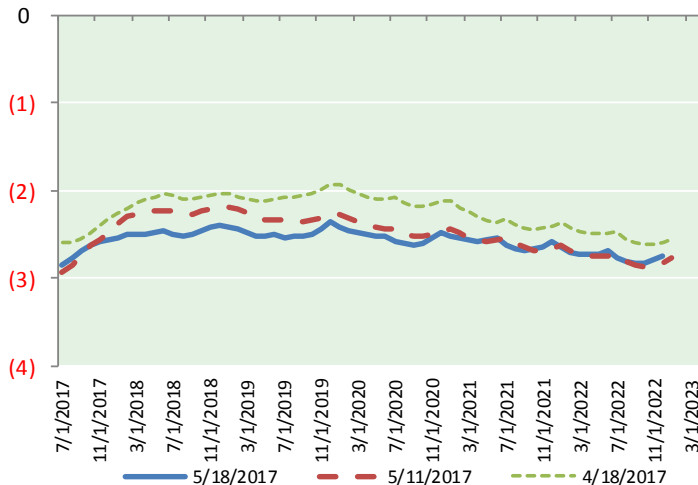
## BRENT CRUDE FORWARD CURVE



## WTI CRUDE FORWARD CURVE



## WTI-BRENT SPREAD



## FRAC Spread

### Specifications

Ethane : 42%	66,500 btu/g
Propane: 28%	90,830 btu/g
Butane: 11%	102,916 btu/g
Iso-Butane: 6%	98,935 btu/g
Natural Gasoline: 13%	115,021 btu/g

## Prompt NGL Futures

### (\$/gallon)

	Jun-17	Close	Change
Butane	0.777	0.001	
Iso-Butane	0.754	0.002	
Nat Gasoline	1.067	0.003	

## NYMEX WTI (CL) Futures

Month	Close	Change
Jun-17	49.35	0.28
Jul-17	49.66	0.25
Aug-17	49.91	0.21
Sep-17	50.14	0.17
Oct-17	50.33	0.14
Nov-17	50.50	0.12
Dec-17	50.63	0.10
Jan-18	50.71	0.08
Feb-18	50.74	0.07
Mar-18	50.74	0.08
Apr-18	50.71	0.08
May-18	50.67	0.08
Jun-18	50.61	0.07
Jul-18	50.53	0.06
Aug-18	50.47	0.06
Sep-18	50.41	0.06
Oct-18	50.37	0.06
Nov-18	50.33	0.06
Dec-18	50.30	0.06
Jan-19	50.25	0.06
Feb-19	50.21	0.06
Mar-19	50.18	0.06
Apr-19	50.16	0.06
May-19	50.15	0.07
1YR Strip	50.34	0.14
2017	50.07	0.18
5YR Strip	50.72	0.12