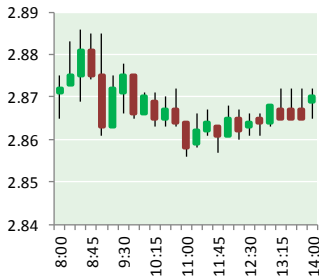


# NATURAL GAS



MARCH 11, 2019

## Prior Day's NYMEX Mar-19 Contract (CT)



## NYMEX NG Futures

Month	Close	Change
Apr-19	2.865	(0.001)
May-19	2.870	(0.002)
Jun-19	2.912	0.002
Jul-19	2.957	0.005
Aug-19	2.974	0.005
Sep-19	2.961	0.005
Oct-19	2.972	0.005
Nov-19	3.012	0.004
Dec-19	3.137	(0.003)
Jan-20	3.210	(0.007)
Feb-20	3.144	(0.005)
Mar-20	3.013	(0.001)
Apr-20	2.653	0.004
May-20	2.597	0.003
Jun-20	2.619	0.003
Jul-20	2.644	0.004
Aug-20	2.645	0.004
Sep-20	2.627	0.003
Oct-20	2.647	0.003
Nov-20	2.690	0.004
Dec-20	2.837	0.006
Jan-21	2.952	0.007
Feb-21	2.895	0.006
Mar-21	2.761	0.005
1YR Strip	3.002	0.001
2019	2.962	0.002
5YR Strip	2.746	(0.000)

## IN THE NEWS

The Easy Money In European Natural Gas Is Gone— Oil Price reported: At the end of last winter's heating season, it was an unusually cold spell that upended European natural gas markets, with storage levels falling below average and prices firming up as demand shot up. At the end of this winter's heating season, it is the unusually mild weather in most of Western Europe for most

- The Easy Money In European Natural Gas Is Gone
- BP, Exxon to help advance Alaska LNG export project -Alaska Gasline

of the winter that has driven natural gas prices down and left supplies higher than the seasonal average. The summer gas futures at the Dutch TTF hub have declined by 16 percent so far this year and have been trading lately around the lowest in 10 months. The winter gas futures contract, however, has dropped by just one third of the decline in the summer contract, according to data from ICE Endex compiled by Bloomberg. For more on this story visit [oilprice.com](https://oilprice.com) or click <https://bit.ly/2HszH34>

BP, Exxon to help advance Alaska LNG export project -Alaska Gasline— Reuters reported: Alaska Gasline Development Corp (AGDC) said it signed an agreement with BP PLC and Exxon Mobil Corp to help advance the state-owned company's proposed \$43.4 billion Alaska liquefied natural gas (LNG) project. Our respective organizations share an interest in the successful commercialization of Alaska's stranded North Slope natural gas," AGDC Interim President Joe Dubler said in a statement late Friday. BP and Exxon Mobil produce massive amounts of oil in Alaska and have discovered huge gas resources that are stranded in the North Slope. The Alaska LNG project is designed to liquefy 3.5 billion cubic feet per day of gas for sale to customers in the Asia-Pacific region from a facility to be built in Nikiski on the Kenai Peninsula south of Anchorage. It includes an 807-mile (1,300-km) pipeline from the North Slope. U.S. energy regulators recently delayed the date they expect to decide on the LNG project to June 2020 from February 2020. Officials at AGDC have said the company is reviewing the timeline to get the project built. For more on this story visit [reuters.com](https://reut.rs/2VSYCk9) or click <https://reut.rs/2VSYCk9>

## 12 MONTH CANDLESTICK (WEEKLY)



## Prompt Natural Gas (NG) Daily Sentiment

BEARISH



RESISTANCE  
2.89 & 2.91  
SUPPORT  
2.85 & 2.83

## Trading Summary

NATURAL GAS		
Futures	Close	Change
NG	2.865	(0.001)
Volume	301,982	(169,820)
Open Int.	1,192,367	(9,507)
CRUDE AND GASOLINE		
Futures	Close	Change
Crude	56.07	(0.59)
RBOB	1.8017	(0.0037)
Crude/NG	19.57	(0.20)
METALS		
Futures	Close	Change
Gold	1,297.00	
EQUITIES		
Exchange	Close	Change
DOW	25,388.31	(61.93)
S&P 500	-1,455.55	17.87
CURRENCY		
Currency	Close	Change
EUR/USD	1.1245	0.0010
USD/CND	1.2405	(0.0017)

## Contact Us



**Mansfield Energy Corp**  
1025 Airport Pkwy  
Gainesville, GA 30501  
  
[www.mansfield.energy](http://www.mansfield.energy)  
[info@mansfieldoil.com](mailto:info@mansfieldoil.com)

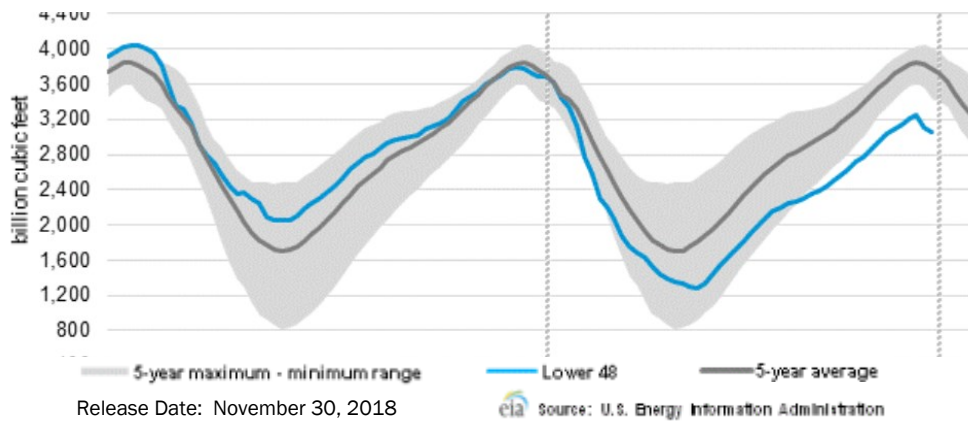
Phone: (800) 695-6626





# NATURAL GAS NEWS

## WEEKLY GAS IN UNDERGROUND STORAGE WITH 5-YR RANGE



## Rig Count

Report Date: March 1, 2019

	Total	Change
US -	1,038	(9)
CN -	211	(1)

## EIA Weekly NG Storage Actual and Surveys for March 8, 2019

Released March 7, 2019

Range – +210 to +145

PIRA– (142)

PointLogic – (143)

Citi Futures – (127)

EIA ACTUAL – (149)

## Total Working Gas In Storage

**1,390 BCF**

(149) BCF (LAST WEEK)

(243) BCF (LAST YEAR)

(464) BCF (5-YR AVG)

## U.S. Natural Gas Supply Gas Week 2/28 – 3/6

Average daily values (BCF/D):

Last Year (BCF/d)

Dry Production – +78.2

Total Supply – +84.4

Last Week (BCF/d)

Dry Production – +88.8

Total Supply – +93.7

[NEXT REPORT ON Mar 15]

## U.S. Natural Gas Demand Gas Week 2/28 – 3/6

Average daily values (BCF/D):

Last Year (BCF/d)

Power – +23.0

Total Demand – +89.8

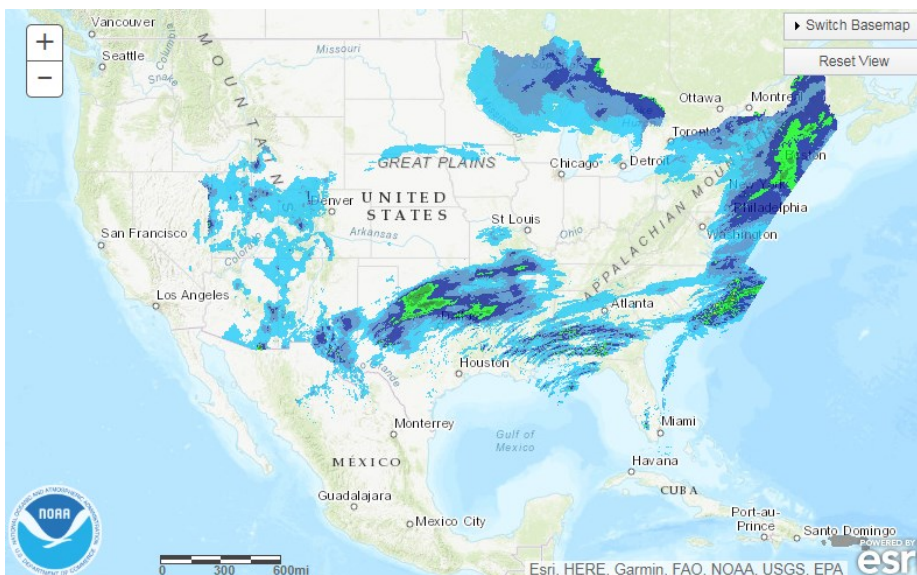
Last Week (BCF/d)

Power – +24.4

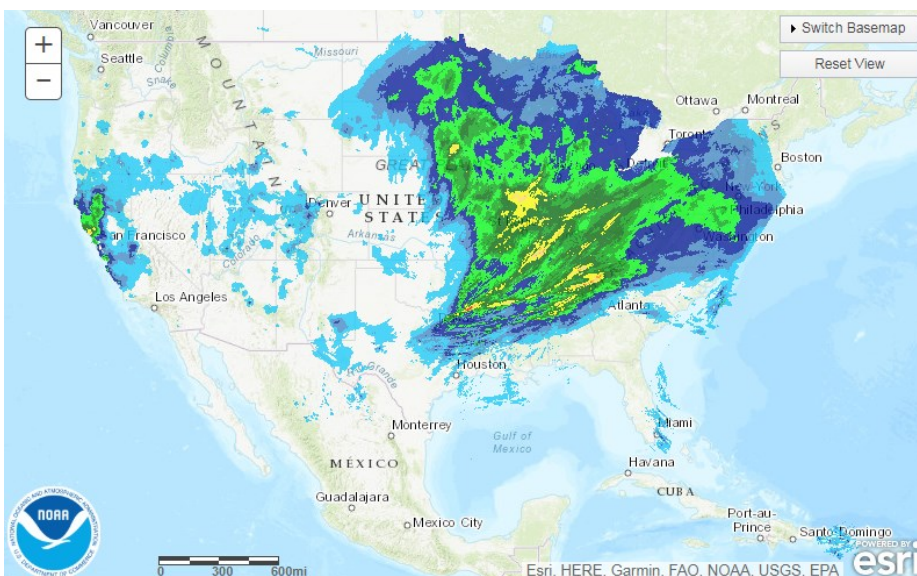
Total Demand – +106.9

[NEXT REPORT ON Mar 15]

## TODAY'S PRECIPITATION

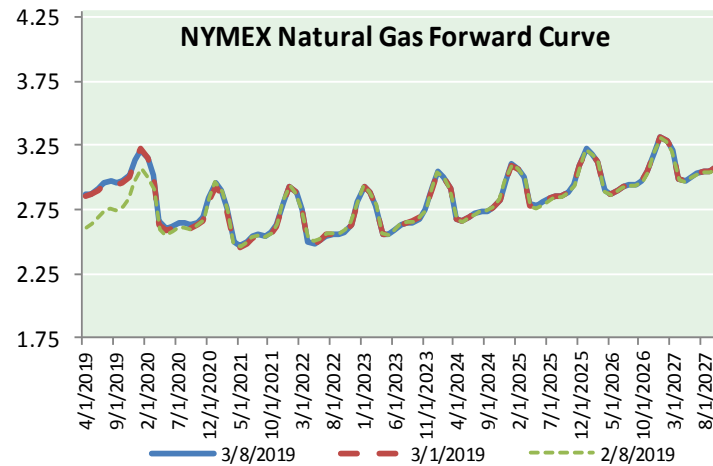
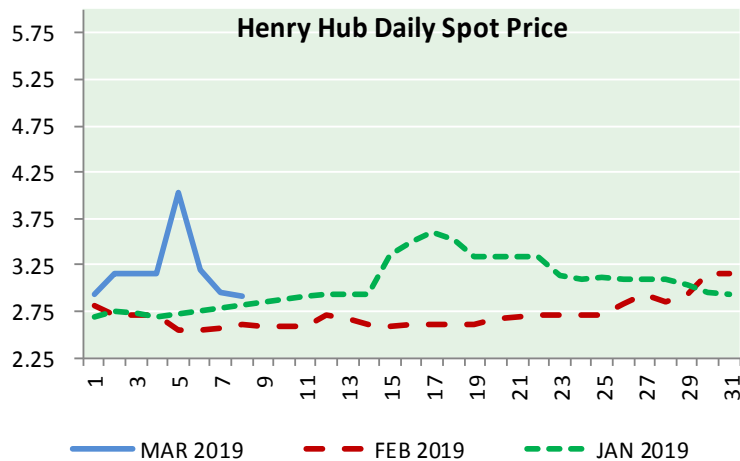
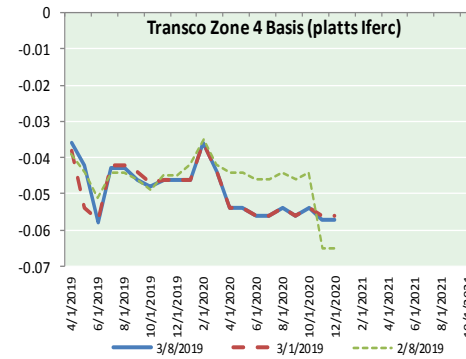
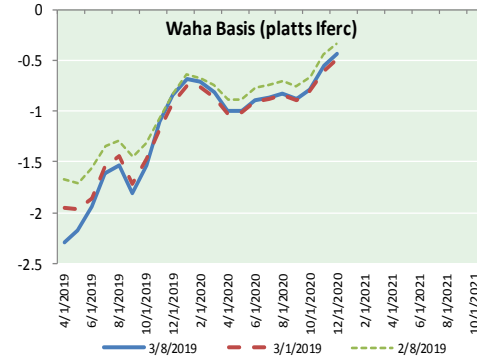
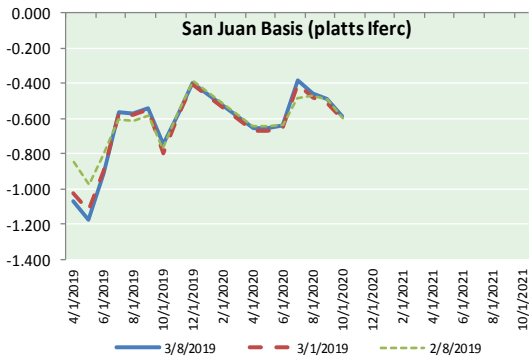
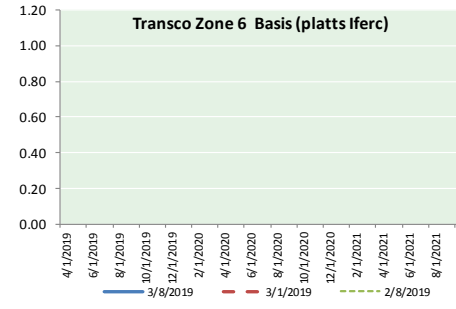
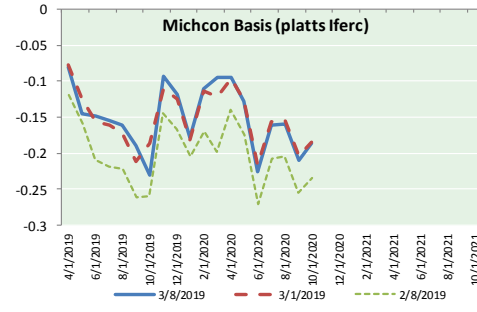
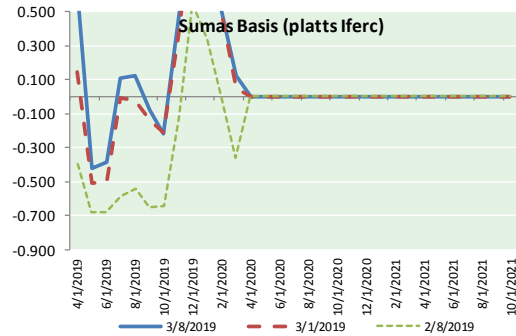


## 24 HOUR PRECIPITATION





NATURAL GAS BASIS FUTURES, HENRY HUB SPOT PRICES, AND FORWARD CURVE



NYMEX WTI Delivery  
Month Average (\$/bbl)  
(Excluding Weekends and Holidays)

Month: March 2019

Day	Price	Day	Price
1	55.80	16	
2		17	
3		18	
4	56.59	19	
5	56.56	20	
6	56.22	21	
7	56.66	22	
8	56.07	23	
9		24	
10		25	
11		26	
12		27	
13		28	
14		29	
15		30	
		31	

Average (Mar) 56.3167  
(through 03/08/2019)

Average (Feb) 55.0360

Average (Jan) 51.5505

CME NG Option Prices

ATM Call

Month	Strike	Close	Imp Vol
May-19			
Jun-19	2.800	0.131	33.7
Jul-19			
Aug-19			
Sep-19			

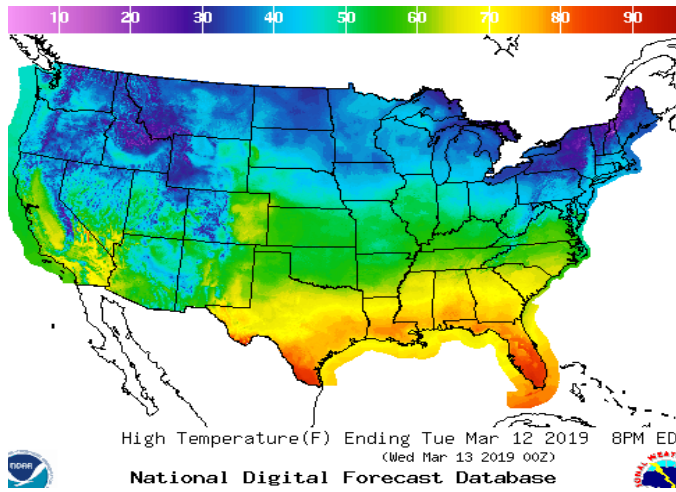
CME NG Option Prices

ATM Put

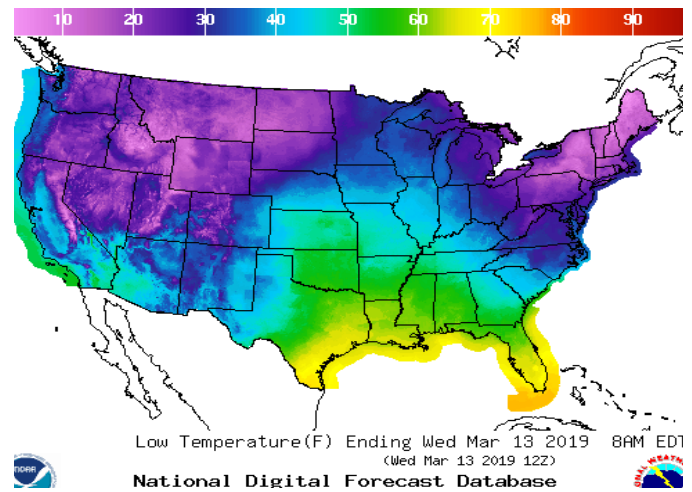
Month	Strike	Close	Imp Vol
May-19			
Jun-19	2.800	0.055	13.1
Jul-19			
Aug-19			
Sep-19			

WEATHER – HIGH / LOW TEMPERATURE TOMORROW

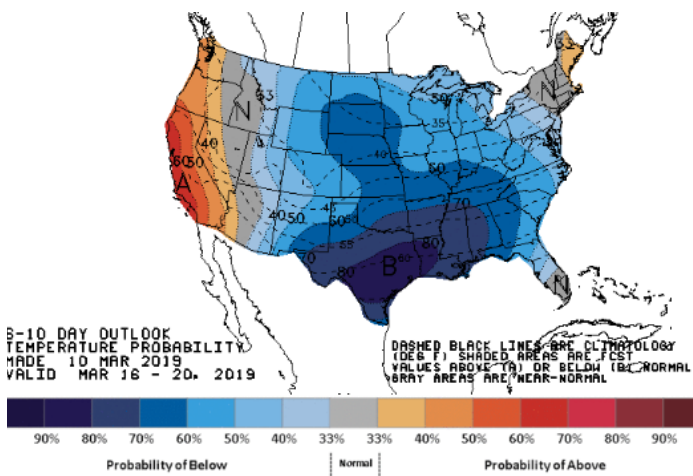
HIGH Temperature



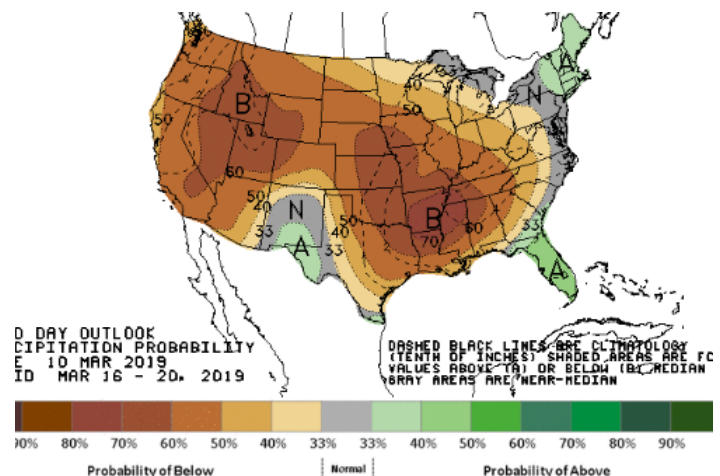
LOW Temperature



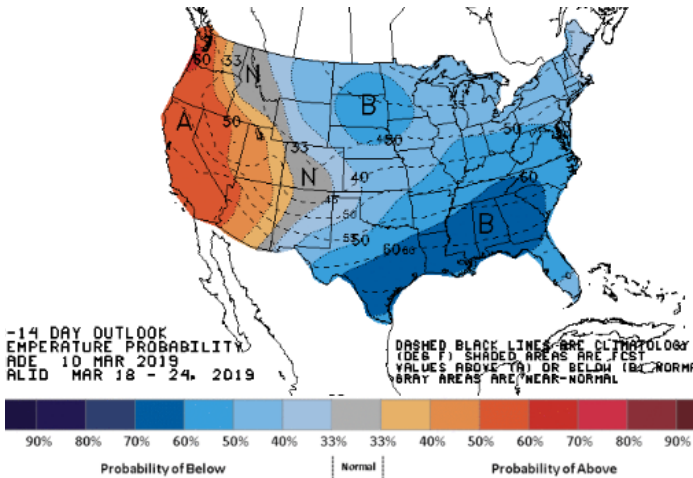
WEATHER – 6 TO 10 DAY OUTLOOK – NOAA  
Temperature



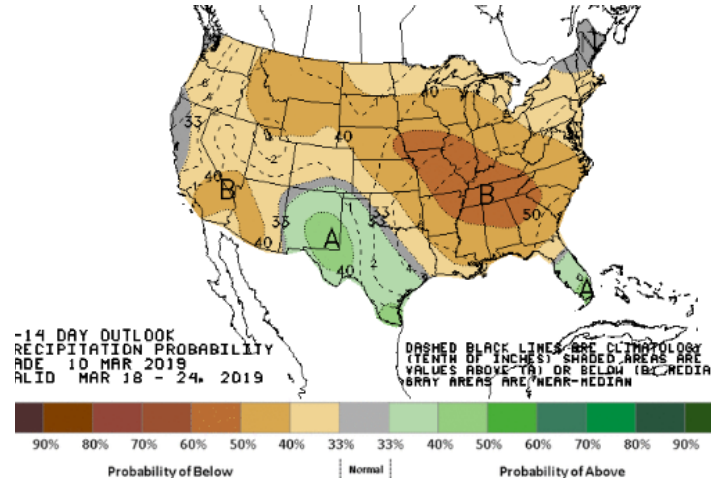
Precipitation



WEATHER – 8 TO 14 DAY OUTLOOK – NOAA  
Temperature

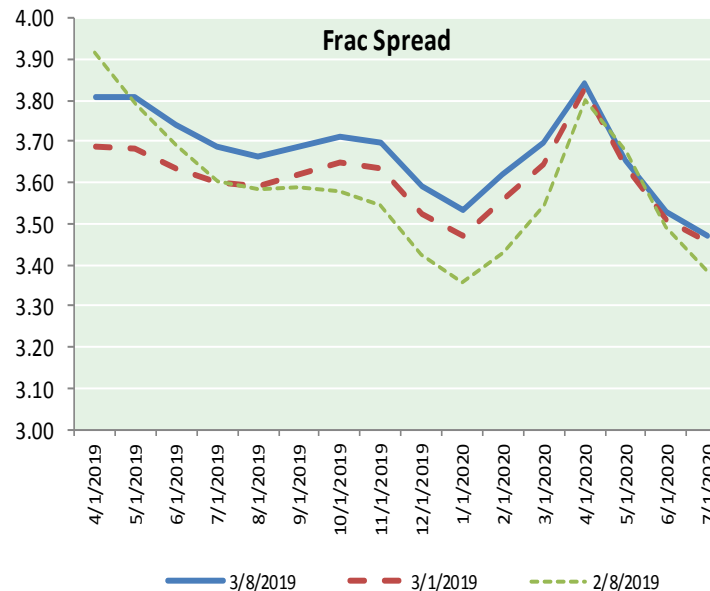
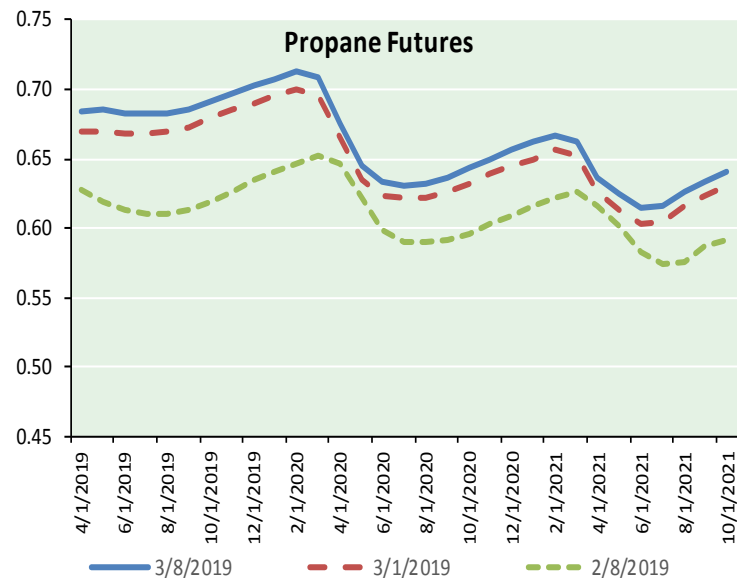
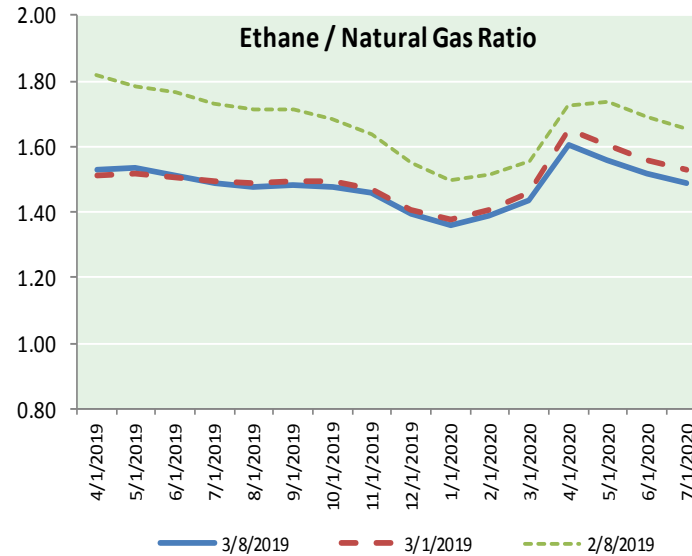
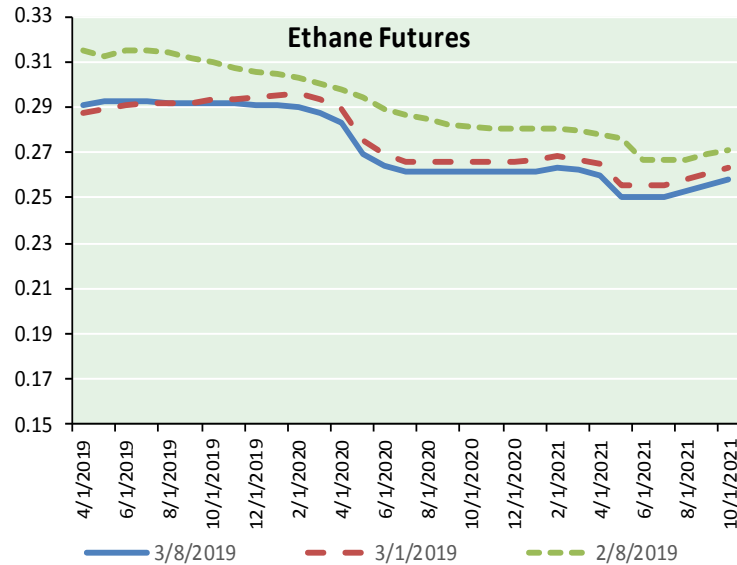


Precipitation





ETHANE FUTURES, NG/ETHANE RATIO, PROPANE FUTURES, AND THE FRAC SPREAD



CME Future Prices

Month	Close	Change
Apr-19	0.291	(0.004)
May-19	0.293	(0.005)
Jun-19	0.293	(0.005)
Jul-19	0.293	(0.004)
Aug-19	0.292	(0.004)
Sep-19	0.292	(0.004)
Oct-19	0.292	(0.003)
Nov-19	0.292	(0.003)
Dec-19	0.291	(0.003)
Jan-20	0.291	(0.003)
Feb-20	0.290	(0.002)
Mar-20	0.288	(0.001)
1YR Strip	0.291	(0.003)

CME Future Prices

Propane (C3)  
Non-LDH— Mont Belvieu

Month	Close	Change
Apr-19	0.684	(0.003)
May-19	0.686	(0.004)
Jun-19	0.683	(0.003)
Jul-19	0.683	(0.003)
Aug-19	0.683	(0.003)
Sep-19	0.686	(0.003)
Oct-19	0.691	(0.003)
Nov-19	0.698	(0.003)
Dec-19	0.703	(0.003)
Jan-20	0.708	(0.003)
Feb-20	0.713	(0.003)
Mar-20	0.708	(0.003)
1YR Strip	0.694	(0.003)

# NATURAL GAS NEWS



**Prompt WTI (CL) Crude**  
Daily Sentiment

**BULLISH**



RESISTANCE  
56.88 & 57.69  
SUPPORT  
54.89 & 53.71

FOLLOW US ON TWITTER:



@MPG\_NatGasNews

**NYMEX Brent (BZ)**

Futures

Month	Close	Change
Apr-19	56.07	(0.59)
May-19	56.43	(0.60)
Jun-19	56.87	(0.61)
Jul-19	57.32	(0.63)
Aug-19	57.68	(0.66)
Sep-19	57.94	(0.67)
Oct-19	58.10	(0.68)
Nov-19	58.19	(0.67)
Dec-19	58.22	(0.65)
Jan-20	58.20	(0.62)
Feb-20	58.15	(0.59)
Mar-20	58.07	(0.56)
Apr-20	57.97	(0.53)
May-20	57.84	(0.50)
Jun-20	57.69	(0.51)
Jul-20	57.53	(0.49)
Aug-20	57.37	(0.48)
Sep-20	57.22	(0.48)
Oct-20	57.08	(0.46)
Nov-20	56.97	(0.45)
Dec-20	56.85	(0.45)
Jan-21	56.67	(0.44)
Feb-21	56.49	(0.43)
Mar-21	56.33	(0.43)
1YR Strip 2019	57.60	(0.63)
5YR Strip	57.42	(0.64)
5YR Strip	55.72	(0.42)

**BRENT CRUDE FORWARD CURVE**



**FRAC Spread**

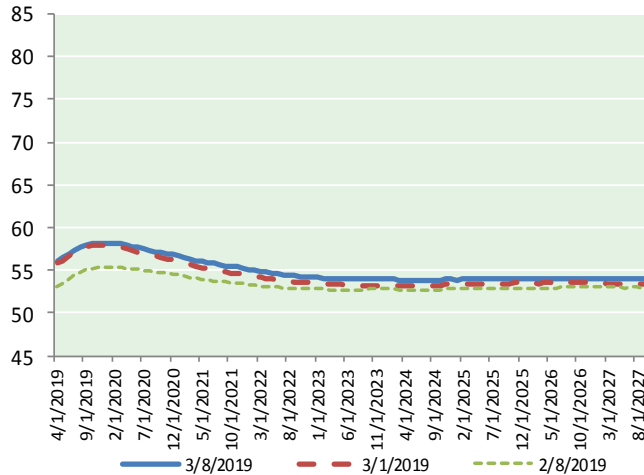
Specifications

Ethane : 42% 66,500 btu/g  
Propane: 28% 90,830 btu/g  
Butane: 11% 102,916 btu/g  
Iso-Butane: 6% 98,935 btu/g  
Natural Gasoline: 13%  
115,021 btu/g

**Prompt NGL Futures**

	Apr-19	Close	Change
Butane	0.796	(0.002)	
Iso-Butane	0.827	(0.002)	
Nat Gasoline	1.213	(0.017)	

**WTI CRUDE FORWARD CURVE**



**NYMEX WTI (CL) Futures**

Month	Close	Change
May-19	65.74	(0.56)
Jun-19	65.66	(0.60)
Jul-19	65.56	(0.60)
Aug-19	65.48	(0.59)
Sep-19	65.39	(0.58)
Oct-19	65.31	(0.57)
Nov-19	65.25	(0.54)
Dec-19	65.16	(0.52)
Jan-20	65.09	(0.49)
Feb-20	65.01	(0.47)
Mar-20	64.91	(0.46)
Apr-20	64.79	(0.45)
May-20	64.66	(0.44)
Jun-20	64.50	(0.44)
Jul-20	64.36	(0.43)
Aug-20	64.21	(0.43)
Sep-20	64.06	(0.41)
Oct-20	63.90	(0.41)
Nov-20	63.73	(0.39)
Dec-20	63.55	(0.38)
Jan-21	63.41	(0.36)
Feb-21	63.28	(0.35)
Mar-21	63.15	(0.33)
Apr-21	63.01	(0.32)
1YR Strip 2019	65.28	(0.54)
5YR Strip	65.44	(0.57)
5YR Strip	62.59	(0.26)

**WTI-BRENT SPREAD**

