

# NATURAL GAS



NEWS

JUNE 19, 2017

## Prior Day's NYMEX Jul-17 Contract (CT)



## NYMEX NG Futures

Month	Close	Change
Jul-17	3.037	(0.019)
Aug-17	3.060	(0.018)
Sep-17	3.047	(0.017)
Oct-17	3.070	(0.016)
Nov-17	3.136	(0.014)
Dec-17	3.272	(0.011)
Jan-18	3.356	(0.010)
Feb-18	3.337	(0.011)
Mar-18	3.275	(0.012)
Apr-18	2.882	(0.015)
May-18	2.847	(0.015)
Jun-18	2.876	(0.014)
Jul-18	2.904	(0.013)
Aug-18	2.911	(0.014)
Sep-18	2.888	(0.015)
Oct-18	2.904	(0.016)
Nov-18	2.952	(0.017)
Dec-18	3.084	(0.015)
Jan-19	3.170	(0.016)
Feb-19	3.146	(0.016)
Mar-19	3.080	(0.016)
Apr-19	2.726	(0.009)
May-19	2.681	(0.009)
Jun-19	2.709	(0.009)
1YR Strip	3.100	(0.014)
2017	3.104	(0.016)
5YR Strip	2.921	(0.011)

## IN THE NEWS

Utah facility can turn food waste into enough natural gas to power a small city — The Salt Lake Tribune reports: State and local officials broke ground for Utah's first food digester Thursday morning in a project aimed at reducing landfill waste and harnessing unused renewable energy. The project, called Wasatch

- **Utah facility can turn food waste into enough natural gas to power a small city**
- **Natural Gas Prices Hold Above Support, Positioning Data In Focus**

Resource Recovery, is a cooperative partnership between Salt Lake City-based ALPRO Energy & Water and the South Davis Sewer District and will enlist Utah businesses statewide to send their food waste to the facility. The North Salt Lake facility, to be opened in late 2018, will deploy anaerobic digesters to grind and liquify food waste, then use water, heat and bacteria to convert it into methane gas to be used as natural gas and bio-solids to be converted into fertilizer. BP Energy Corporation will purchase natural gas created at Wasatch Resource Recovery, Bowerman said, and the solids used in the digesters will be marketed to the agriculture industry. For more on this story visit [sltrib.com](http://sltrib.com) or click the following link <http://bit.ly/2syqZIU>

Natural Gas Prices Hold Above Support, Positioning Data In Focus — Economic Calendar reports: Natural gas prices have remained above support levels and a further drop in long positioning would tend to increase confidence in the near-term outlook. Natural gas held above the \$3.00 per mBtu level on Thursday, although there was selling interest above \$3.05. The dollar also lost some ground which provided net support to the energy complex. Overall, there was consolidation just below the \$3.05 per mBtu level late in European trading. Overall, it will be difficult to sustain prices above the \$3.00 level if gas demand weakens next week, especially with concerns surrounding medium-term supply. For more on this story visit [economiccalendar.com](http://economiccalendar.com) or click <http://bit.ly/2saadzf>

## 12 MONTH CANDLESTICK (WEEKLY)



## Prompt Natural Gas (NG) Daily Sentiment

**BEARISH**



RESISTANCE  
3.07 & 3.11  
SUPPORT  
3.01 & 2.99

## Trading Summary

NATURAL GAS		
Futures	Close	Change
NG	3.037	(0.019)
Volume	439,043	27,812
Open Int.	1,462,883	(8,557)
CRUDE AND GASOLINE		
Futures	Close	Change
Crude	44.74	0.28
RBOB	1.4548	0.0191
Crude/NG	14.73	0.18
METALS		
Futures	Close	Change
Gold	1,254.00	(4.60)
EQUITIES		
Exchange	Close	Change
DOW	21,384.28	24.38
S&P 500	2,294.62	(137.84)
CURRENCY		
Currency	Close	Change
EUR/USD	1.1194	0.0040
USD/CND	1.3239	0.0025

## Contact Us



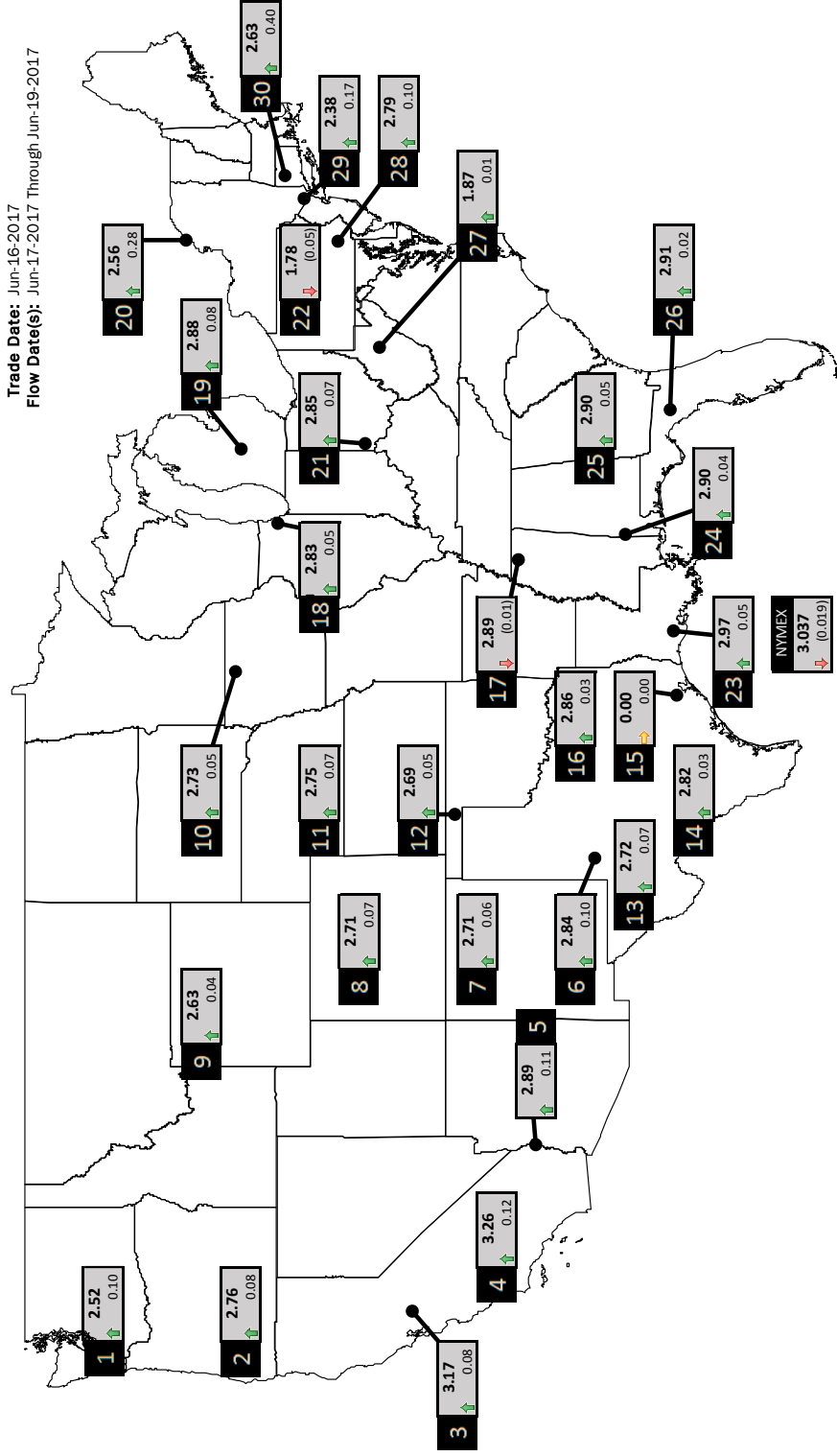
**Mansfield Energy Corp**  
1025 Airport Pkwy  
Gainesville, GA 30501  
  
[www.mansfield.energy](http://www.mansfield.energy)  
[info@mansfieldoil.com](mailto:info@mansfieldoil.com)

Phone: (800) 695-6626



**NATURAL GAS NEWS**

**PHYSICAL SPOT NATURAL GAS PRICE MAP**




ICE DATA

ID	DAILY INDEX	PRICE	CHANGE
1	Stanfield	2.52	0.10
2	Malin	2.76	0.08
3	PG&E- Citygate	3.17	0.08
4	Socal-Citygate	3.26	0.12
5	SoCal Border	2.89	0.11
6	Waha	2.84	0.10
7	EP-SJ Blanco Pool	2.71	0.06
8	Oral Plant Tailgate	2.71	0.07
9	NWP-Wyoming	2.63	0.04
10	Ventura	2.73	0.05

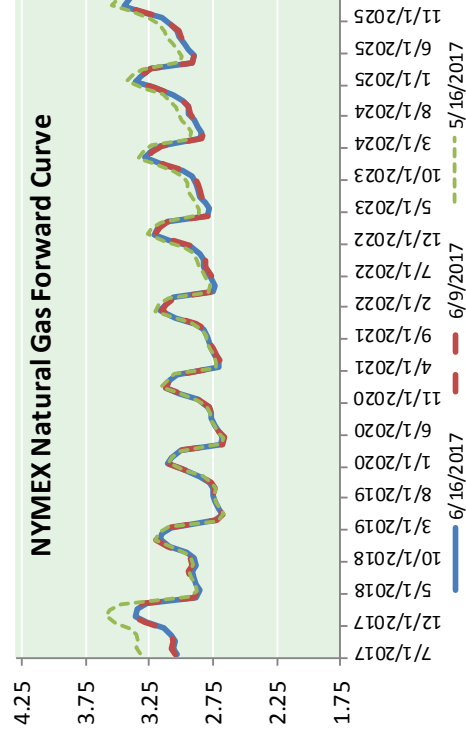
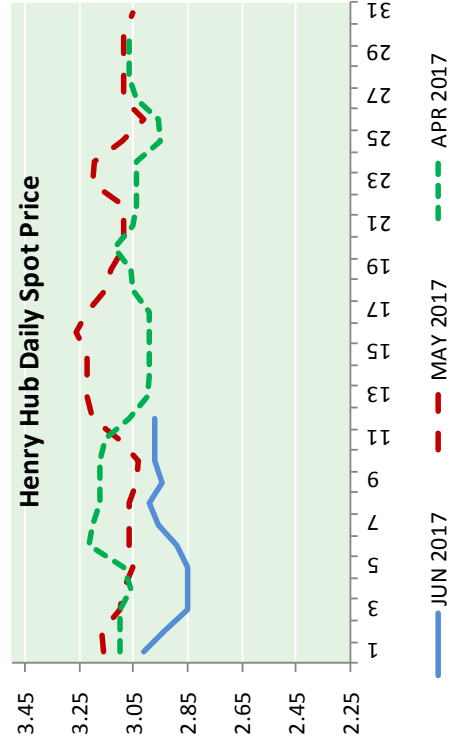
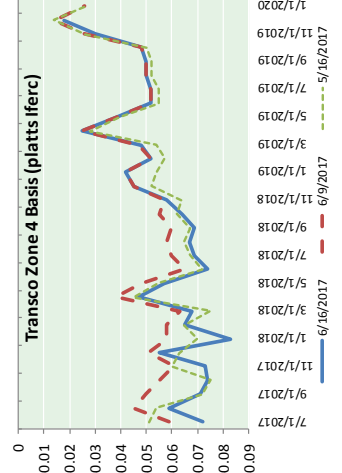
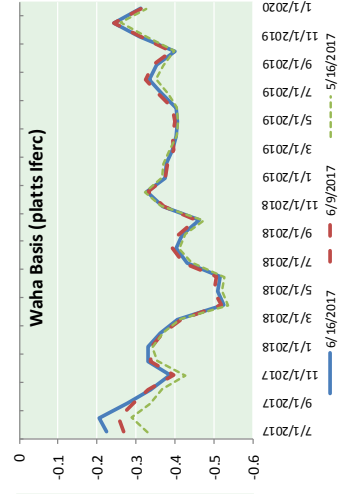
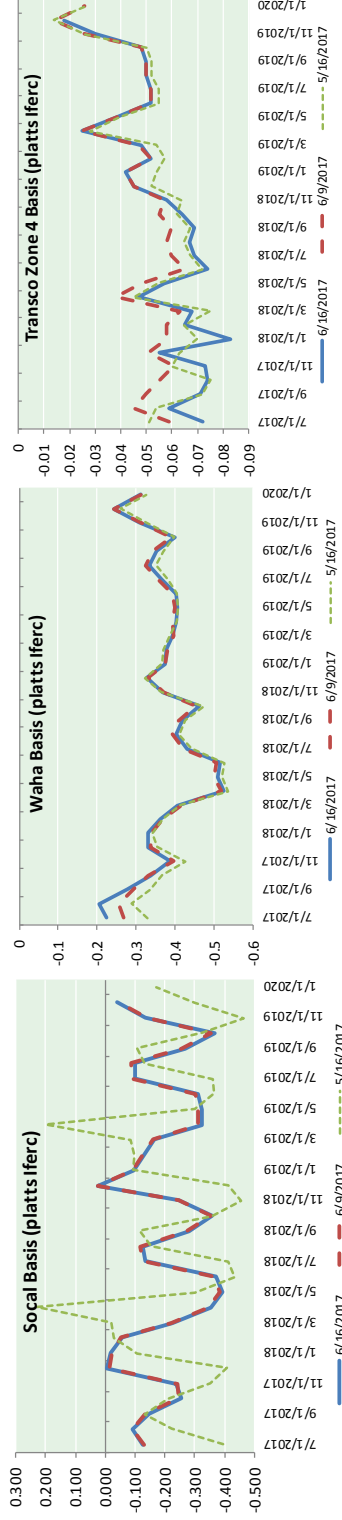
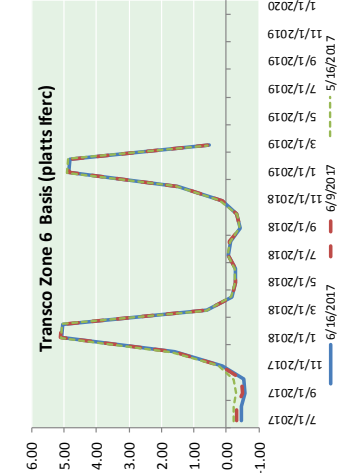
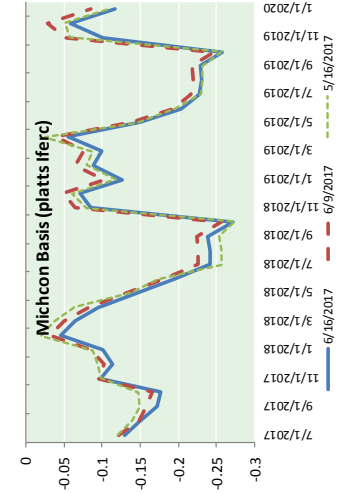
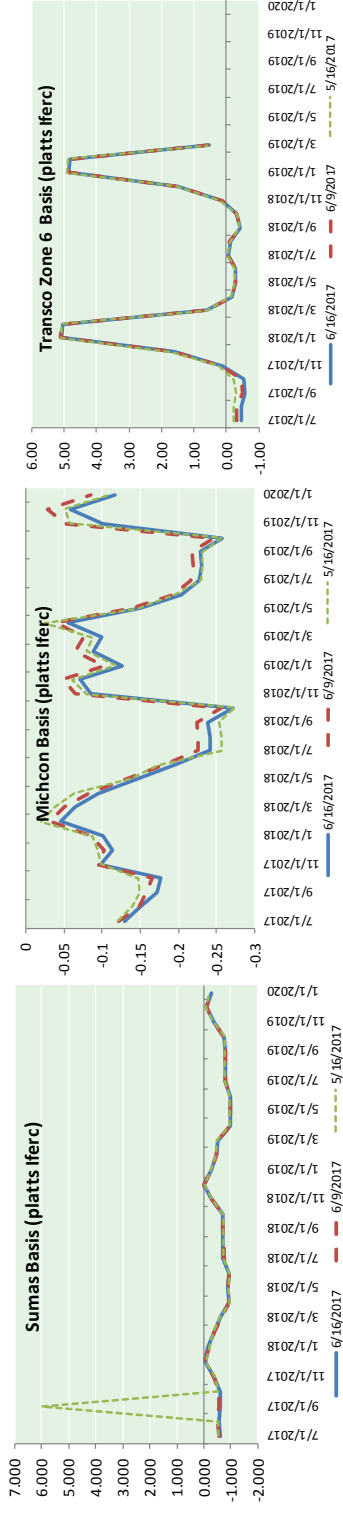
ID	DAILY INDEX	PRICE	CHANGE
11	NGPL-Midcont Pool	2.75	0.07
12	Panhandle	2.69	0.05
13	EP-Permian	2.72	0.07
14	TGP-20	2.82	0.03
15	Houston Ship Channel	0.00	0.00
16	NGPL-TXOK	2.86	0.03
17	HETCOAM1.30	2.89	(0.01)
18	Chicago Citygates	2.83	0.05
19	Michcon	2.88	0.08
20	Iroquois (into)	2.56	0.28

ID	DAILY INDEX	PRICE	CHANGE
21	REX E-ANR	2.85	0.07
22	Leidy-Transco	1.78	(0.05)
23	Henry	2.97	0.05
24	Transco-85	2.90	0.04
25	Sonatr-20 South	2.90	0.05
26	FGT-Z3	2.91	0.02
27	Dominion-South	1.87	0.01
28	Transco-Z6 (non-NY)	2.79	0.10
29	Transco-Z6 (NY)	2.38	0.17
30	Iroquois-Z2	2.63	0.40



DISCLAIMER: The content herein is privileged and confidential. Content is presented for informational purposes and is a reflection of the market opinions of its authors subject to change without notice. Content is derived from sources believed to be accurate at the time of release but carries no guarantee of accuracy or completeness. Mansfield Energy Corp and its clients may or may not take positions similar or opposite those discussed herein. The reader should realize that the trading of commodities involves risk, and the reader assumes all responsibility for the risk of financial losses.

NATURAL GAS BASIS FUTURES, HENRY HUB SPOT PRICES, AND FORWARD CURVE



CME NG Option Prices

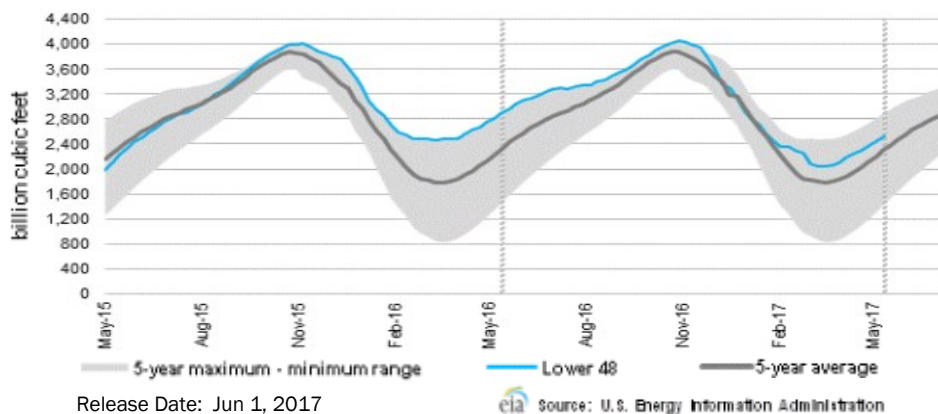
ATM Call				
Month	Strike	Close	Imp	Vol
Jul-17	2.900	0.073	45.0	
Aug-17	2.900	0.237	61.9	
Sep-17	2.900	0.271	52.5	
Oct-17	2.950	0.279	46.8	
Nov-17	3.000	0.325	45.0	
Dec-17				
Jan-18				
Feb-18				
Mar-18				
Apr-18				
May-18				
Jun-18				
Jul-18				
Aug-18				
Sep-18				
Oct-18				
Nov-18				

CME NG Option Prices

ATM Put				
Month	Strike	Close	Imp	Vol
Jul-17	2.900	0.070	37.5	
Aug-17	2.900	0.076	22.5	
Sep-17	2.900	0.121	24.3	
Oct-17	2.950	0.159	24.3	
Nov-17	3.000	0.192	27.1	
Dec-17				
Jan-18				
Feb-18				
Mar-18				
Apr-18				
May-18				
Jun-18				
Jul-18				
Aug-18				
Sep-18				
Oct-18				
Nov-18				

# NATURAL GAS NEWS

## WEEKLY GAS IN UNDERGROUND STORAGE WITH 5-YR RANGE



Release Date: Jun 1, 2017

### Rig Count

Report Date: June 16, 2017

	Total	Change
US -	933	+6
CN -	159	+27

### EIA Weekly NG Storage Actual and Surveys for June 9, 2017

Released June 15, 2017

- PIRA — +85
- ARM — +81
- Reuters — +86

EIA ACTUAL — +106

### Total Working Gas In Storage

**2,709 BCF**

- +78 BCF (LAST WEEK)
- (332) BCF (LAST YEAR)
- +228 BCF (5-YR AVG)

### U.S. Natural Gas Supply Gas Week 6/8 - 6/14

Average daily values (BCF/D):

Last Year (BCF/d)

Dry Production — +71.2

Total Supply — +77.4

Last Week (BCF/d)

Dry Production — +71.9

Total Supply — +77.4

[NEXT REPORT ON JUN 22]

### U.S. Natural Gas Demand Gas Week 6/8 - 6/14

Average daily values (BCF/D):

Last Year (BCF/d)

Power — +31.1

Total Demand — +69.4

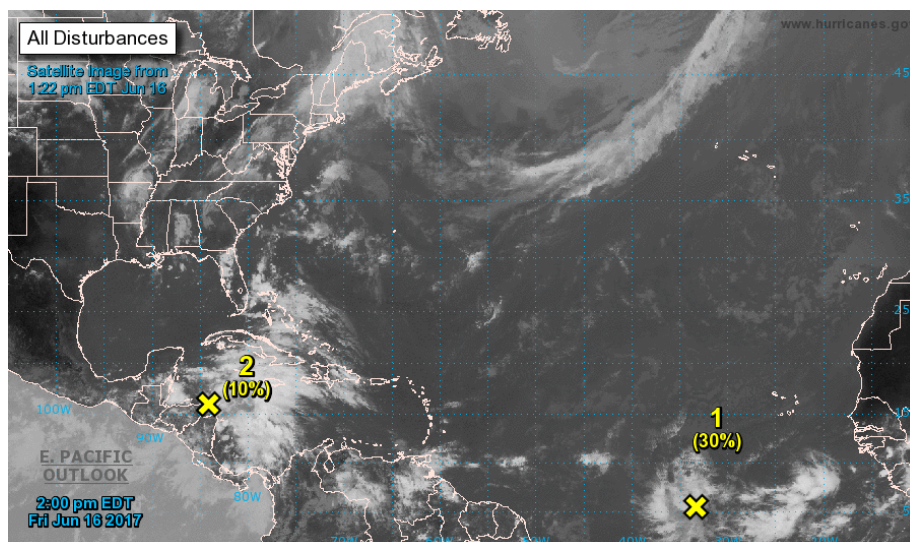
Last Week (BCF/d)

Power — +26.5

Total Demand — +66.1

[NEXT REPORT ON JUN 22]

## TROPICAL STORM ACTIVITY— ATLANTIC



For the North Atlantic...Caribbean Sea and the Gulf of Mexico:

1. Cloudiness and showers associated with a tropical wave located several hundred miles southwest of the Cabo Verde Islands continue to show signs of organization. Slow development is possible during the next few days while the wave moves westward at 15-20 mph over the tropical Atlantic.

- \* Formation chance through 48 hours...low...30 percent.
- \* Formation chance through 5 days...medium...50 percent.

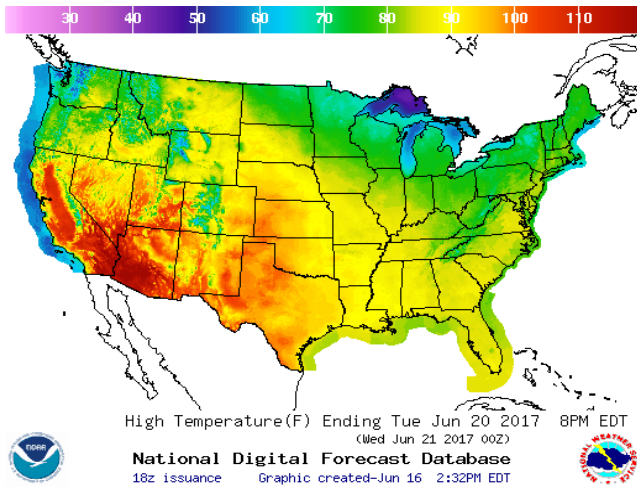
2. A large area of disturbed weather has formed over the western Caribbean Sea and the adjacent portions of Central America. Conditions appear to be favorable for gradual development of this system while it moves slowly northwestward across the Yucatan Peninsula this weekend and into the southern and central Gulf of Mexico early next week. Heavy rains are likely to spread over portions of Central America and the Yucatan Peninsula during the next several days.

- \* Formation chance through 48 hours...low...10 percent.
- \* Formation chance through 5 days...medium...60 percent.

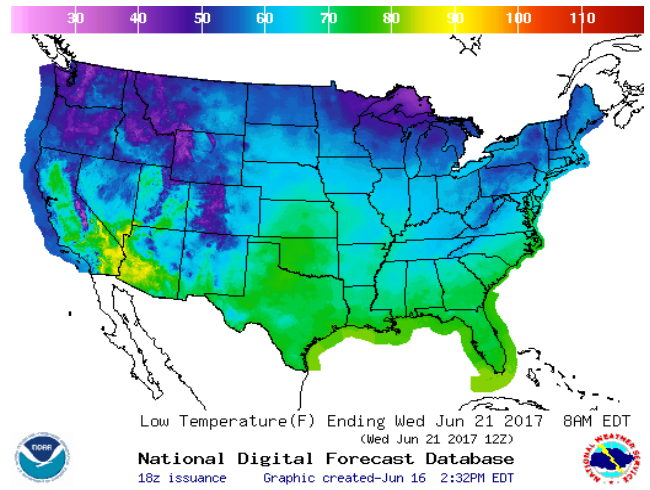
Forecaster Cangialosi

WEATHER – HIGH / LOW TEMPERATURE TOMORROW

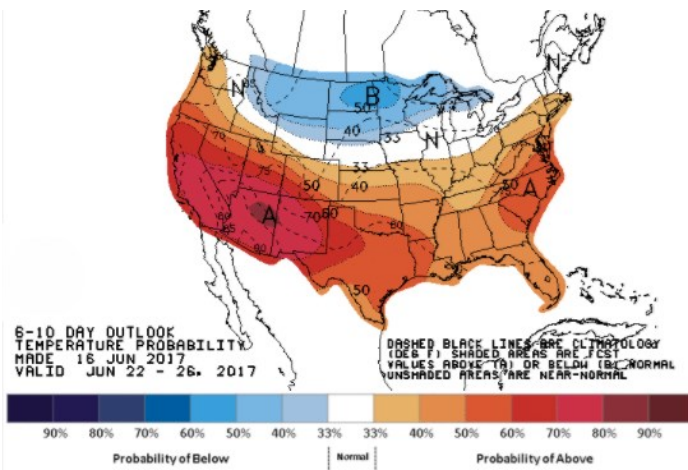
HIGH Temperature



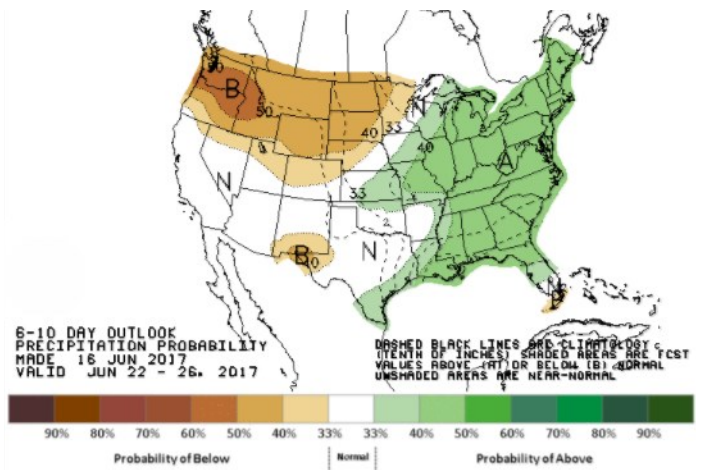
LOW Temperature



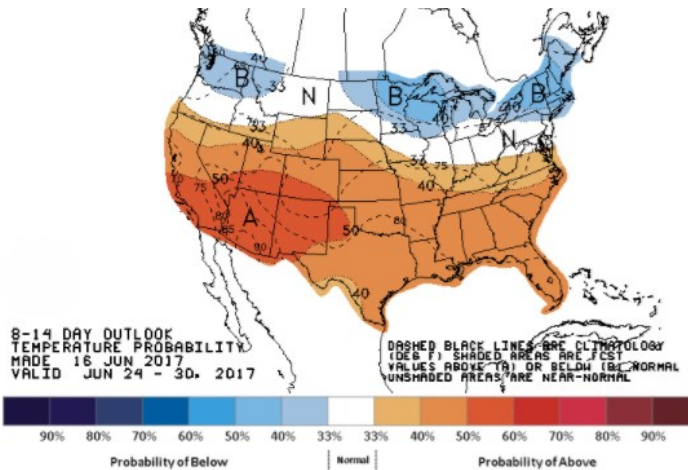
WEATHER – 6 TO 10 DAY OUTLOOK – NOAA  
Temperature



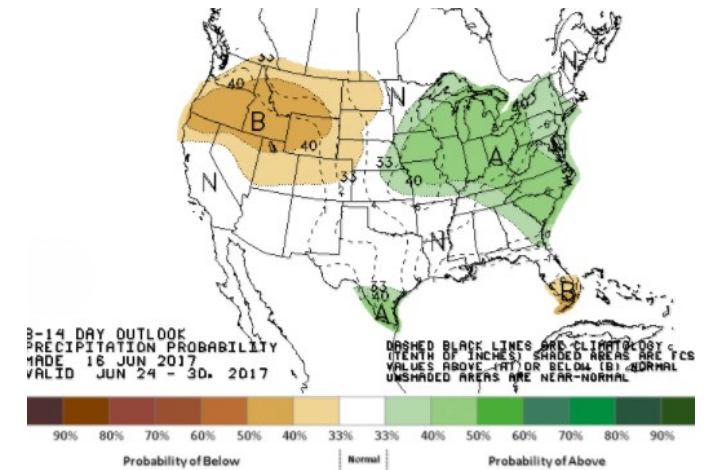
Precipitation



WEATHER – 8 TO 14 DAY OUTLOOK – NOAA  
Temperature



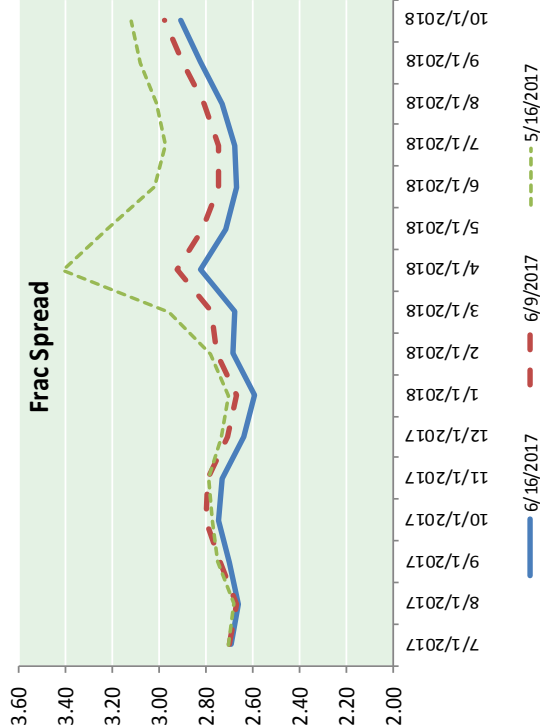
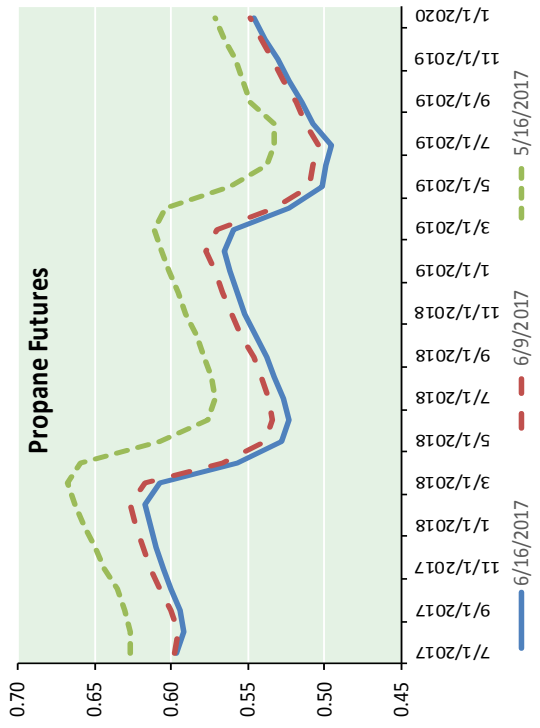
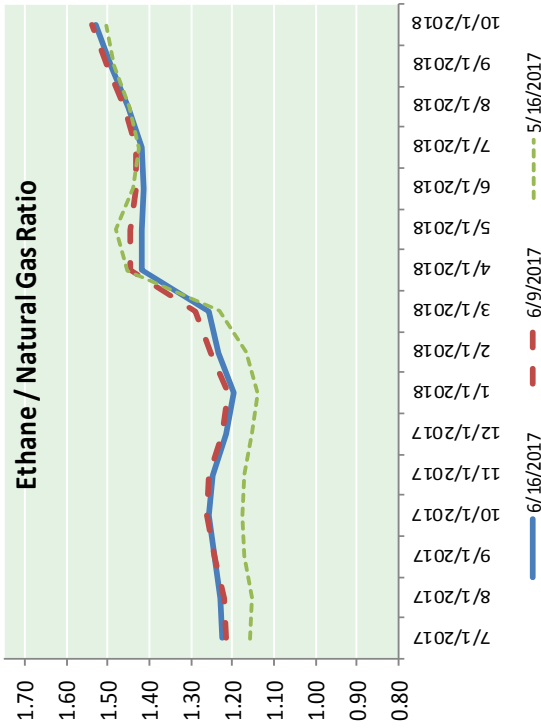
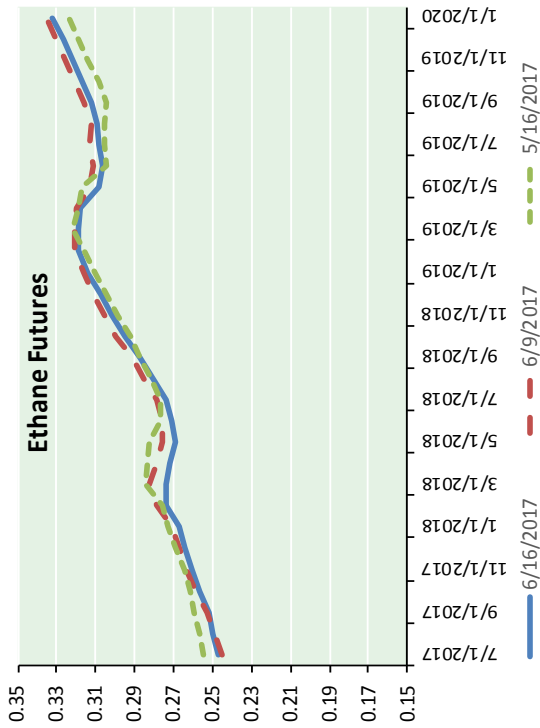
Precipitation





**NATURAL GAS NEWS**

**ETHANE FUTURES, NG/ETHANE RATIO, PROPANE FUTURES, AND THE FRAC SPREAD**



**CME Future Prices**

**Ethane (C2)**

Month	Close	Change
Jul-17	0.247	(0.000)
Aug-17	0.250	(0.001)
Sep-17	0.252	(0.001)
Oct-17	0.256	(0.001)
Nov-17	0.260	(0.001)
Dec-17	0.264	(0.001)
Jan-18	0.267	(0.001)
Feb-18	0.274	(0.001)
Mar-18	0.274	(0.000)
Apr-18	0.272	0.000
May-18	0.269	0.001
Jun-18	0.271	0.002

1YR Strip 0.263 (0.000)

**CME Future Prices**

**Propane (C3)**

Month	Close	Change
Jul-17	0.597	0.001
Aug-17	0.593	0.003
Sep-17	0.595	0.002
Oct-17	0.601	0.002
Nov-17	0.606	0.002
Dec-17	0.610	0.001
Jan-18	0.614	0.001
Feb-18	0.618	0.001
Mar-18	0.608	0.001
Apr-18	0.558	0.000
May-18	0.529	0.001
Jun-18	0.524	0.000

1YR Strip 0.587 0.001

# NATURAL GAS NEWS



## Prompt WTI (CL) Crude Daily Sentiment

**BEARISH**



RESISTANCE  
45.04 & 45.34  
SUPPORT  
44.34 & 43.94

### FOLLOW US ON TWITTER:



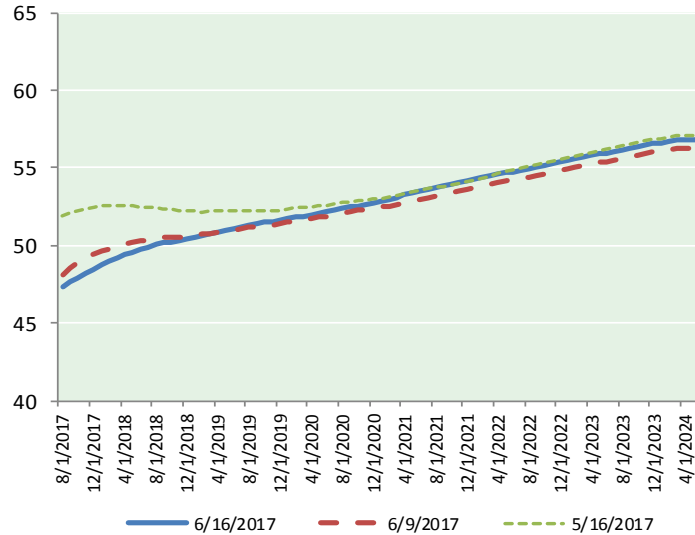
@MPG\_NatGasNews

## NYMEX Brent (BZ)

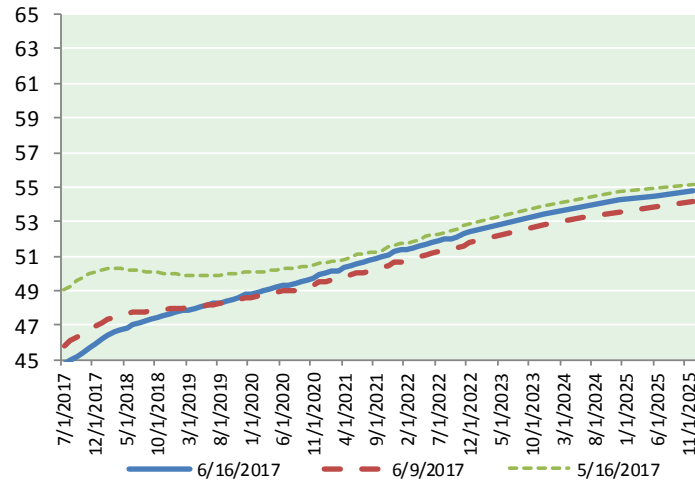
### Futures

Month	Close	Change
Aug-17	47.37	0.45
Sep-17	47.63	0.44
Oct-17	47.90	0.41
Nov-17	48.19	0.40
Dec-17	48.49	0.39
Jan-18	48.76	0.38
Feb-18	49.01	0.37
Mar-18	49.23	0.36
Apr-18	49.42	0.35
May-18	49.59	0.34
Jun-18	49.74	0.33
Jul-18	49.90	0.32
Aug-18	50.05	0.32
Sep-18	50.15	0.31
Oct-18	50.25	0.32
Nov-18	50.33	0.31
Dec-18	50.41	0.30
Jan-19	50.51	0.30
Feb-19	50.61	0.29
Mar-19	50.74	0.29
Apr-19	50.89	0.28
May-19	50.99	0.28
Jun-19	51.06	0.27
Jul-19	51.19	0.26
1YR Strip 2017	48.77	0.38
5YR Strip	47.92	0.42
5YR Strip	51.75	0.20

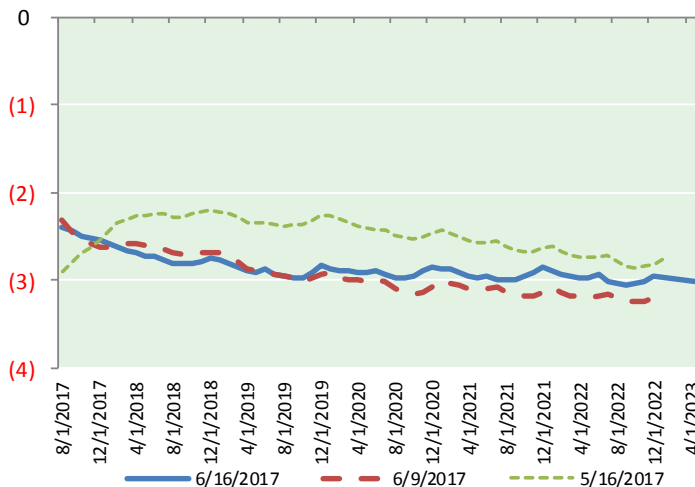
## BRENT CRUDE FORWARD CURVE



## WTI CRUDE FORWARD CURVE



## WTI-BRENT SPREAD



## FRAC Spread

### Specifications

Ethane : 42%	66,500 btu/g
Propane: 28%	90,830 btu/g
Butane: 11%	102,916 btu/g
Iso-Butane: 6%	98,935 btu/g
Natural Gasoline: 13%	115,021 btu/g

## Prompt NGL Futures

### (\$/gallon)

	Jul-17	Close	Change
Butane	0.709	0.001	
Iso-Butane	0.708	0.001	
Nat Gasoline	1.012	0.008	

## NYMEX WTI (CL) Futures

Month	Close	Change
Jul-17	44.74	0.28
Aug-17	44.97	0.29
Sep-17	45.20	0.29
Oct-17	45.41	0.27
Nov-17	45.67	0.26
Dec-17	45.94	0.27
Jan-18	46.17	0.26
Feb-18	46.38	0.25
Mar-18	46.57	0.25
Apr-18	46.73	0.25
May-18	46.87	0.25
Jun-18	47.01	0.26
Jul-18	47.13	0.27
Aug-18	47.24	0.27
Sep-18	47.34	0.27
Oct-18	47.44	0.27
Nov-18	47.55	0.27
Dec-18	47.66	0.26
Jan-19	47.74	0.26
Feb-19	47.81	0.25
Mar-19	47.89	0.25
Apr-19	47.99	0.25
May-19	48.08	0.24
Jun-19	48.19	0.24
1YR Strip 2017	45.97	0.27
5YR Strip	45.32	0.28
5YR Strip	48.78	0.17