

NATURAL GAS



APRIL 12, 2019

Prior Day's NYMEX MAY-19 Contract (CT)



NYMEX NG Futures

Month	Close	Change
May-19	2.664	(0.036)
Jun-19	2.708	(0.034)
Jul-19	2.766	(0.035)
Aug-19	2.791	(0.036)
Sep-19	2.785	(0.036)
Oct-19	2.808	(0.034)
Nov-19	2.875	(0.031)
Dec-19	3.027	(0.031)
Jan-20	3.109	(0.029)
Feb-20	3.052	(0.025)
Mar-20	2.924	(0.022)
Apr-20	2.643	(0.007)
May-20	2.607	(0.005)
Jun-20	2.634	(0.004)
Jul-20	2.662	(0.004)
Aug-20	2.664	(0.004)
Sep-20	2.648	(0.003)
Oct-20	2.670	(0.004)
Nov-20	2.714	(0.005)
Dec-20	2.866	(0.004)
Jan-21	2.977	(0.003)
Feb-21	2.932	(0.002)
Mar-21	2.804	(0.002)
Apr-21	2.542	(0.002)
1YR Strip 2019	2.846	(0.030)
5YR Strip	2.803	(0.034)
	2.745	(0.008)

IN THE NEWS

Oil Companies Will Pay You To Take Natural Gas From West Texas — K U T r e p o r t e d : Natural gas is a valuable commodity in most of the world – but not in parts of Texas. Now, in West Texas, oil well operators will pay you to take their natural gas. The practice is called “negative pricing,” and it could change everything from the price of elec-

- Oil Companies Will Pay You To Take Natural Gas From West Texas
- Canadian Energy Explorer Asked to Submit Natural Gas Project Development Plan

tricity to the use of renewable energy. Gas is a byproduct of oil production. In West Texas, there are a lot of oil wells that produce natural gas, but there aren't enough pipelines to get it easily to market. Instead, companies burn off gas in a practice called “flaring.” A recent report shows that the amount of natural gas destroyed in this manner could power every home in the state. For more on this story visit kut.org or click <https://bit.ly/2uZqbNf>

Canadian Energy Explorer Asked to Submit Natural Gas Project Development Plan —Streetwise Reports reports: In an April 8 research note, Pareto Securities analyst Tom Erik Kristiansen reported that Questerre Energy Corp. (QEC:TSX) contracted with the Quebec-based investment firm Industrial Alliance to help secure strategic investors to support development of Questerre's natural gas resources also located in that province. "If successful," he added, "this would be an important milestone to progress the project" and help the company gain social acceptability. Regarding Questerre's goal of developing such a project in Quebec, the provincial government asked the company to take two actions. One is to postpone the hearing on its case questioning the prohibition on fracking. The second is to instead submit to the Ministry of Environment, for potential approval, a detailed development plan in accordance with Quebec's Clean Gas Initiative. Questerre indicated it will do as asked and deliver the requested documents later this year. Should its application be denied, the company will then consider again pursuing legal recourse. For more on this story visit streetwisereports.com or click <https://bit.ly/2VEa5V2>

12 MONTH CANDLESTICK (WEEKLY)



Prompt Natural Gas (NG) Daily Sentiment

BEARISH



RESISTANCE
2.70 & 2.73
SUPPORT
2.64 & 2.62

Trading Summary

NATURAL GAS		
Futures	Close	Change
NG	2.664	(0.036)
Volume	319,307	21,058
Open Int.	1,202,068	9,874
CRUDE AND GASOLINE		
Futures	Close	Change
Crude	63.58	(1.03)
RBOB	2.0309	(0.0383)
Crude/NG	23.87	(0.06)
METALS		
Futures	Close	Change
Gold	1,288.60	2.00
EQUITIES		
Exchange	Close	Change
DOW	26,392.82	249.77
S&P 500	-2,460.06	17.14
CURRENCY		
Currency	Close	Change
EUR/USD	1.1296	0.0043
USD/CND	1.2405	(0.0042)

Contact Us



Mansfield Energy Corp
1025 Airport Pkwy
Gainesville, GA 30501

www.mansfield.energy
info@mansfieldoil.com

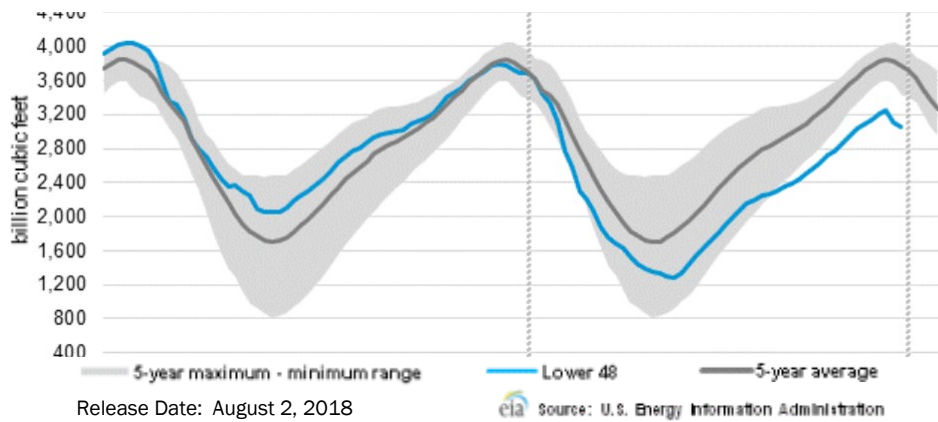
Phone: (800) 695-6626





NATURAL GAS NEWS

WEEKLY GAS IN UNDERGROUND STORAGE WITH 5-YR RANGE



Rig Count

Report Date: March 22, 2019

	Total	Change
US -	1,016	(22)
CN -	105	(106)

EIA Weekly NG Storage Actual and Surveys for April 12, 2019

Released April 11, 2019

Range – +33 to +97

PIRA – (36)

PointLogic – (34)

Citi Futures – (17)

EIA ACTUAL – (25)

Total Working Gas In Storage

1,155 BCF

(25) BCF (LAST WEEK)

(183) BCF (LAST YEAR)

(485) BCF (5-YR AVG)

U.S. Natural Gas Supply Gas Week 4/4 – 4/10

Average daily values (BCF/D):

Last Year (BCF/d)

Dry Production – +80.8

Total Supply – +87.2

Last Week (BCF/d)

Dry Production – +89.7

Total Supply – +94.8

[NEXT REPORT ON Apr 19]

U.S. Natural Gas Demand Gas Week 4/4 – 4/10

Average daily values (BCF/D):

Last Year (BCF/d)

Power – +23.52

Total Demand – +90.7

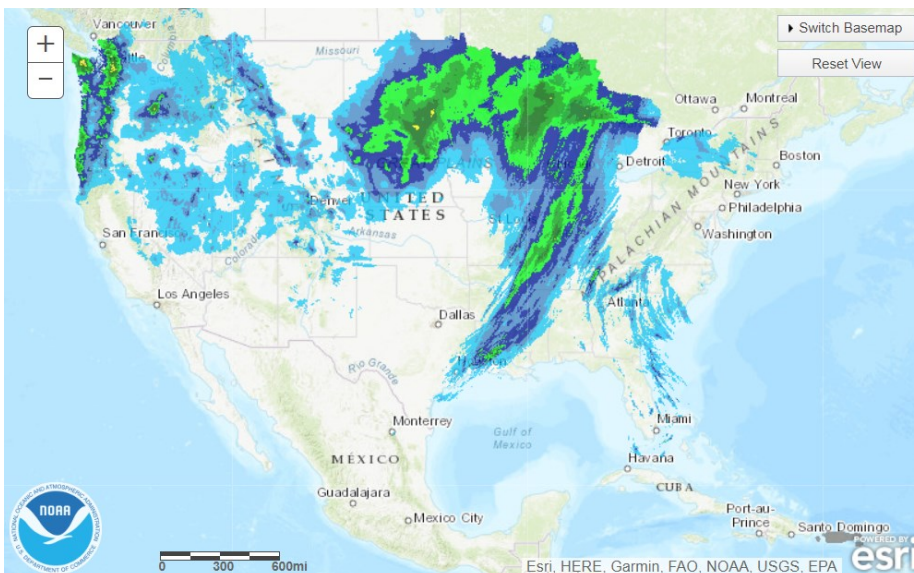
Last Week (BCF/d)

Power – +21.9

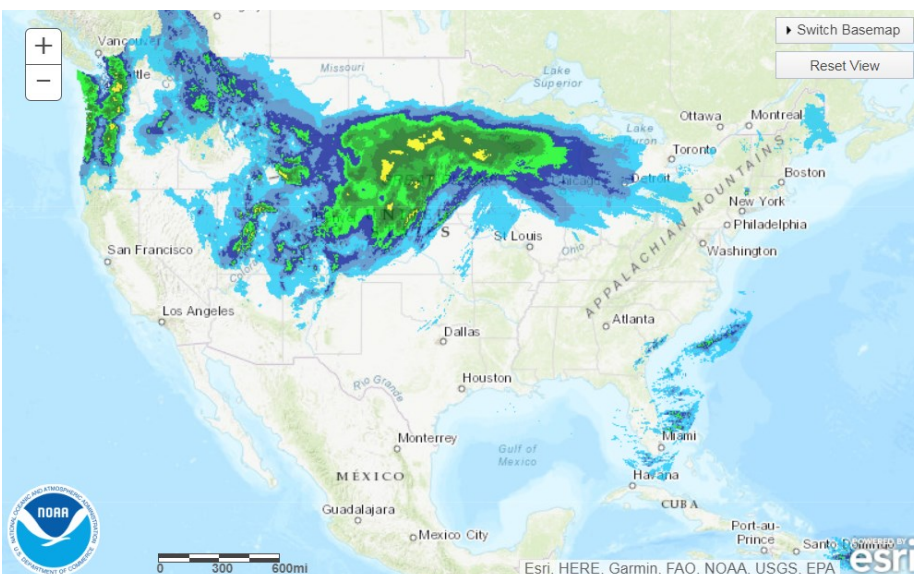
Total Demand – +84.3

[NEXT REPORT ON Apr 19]

TODAY'S PRECIPITATION



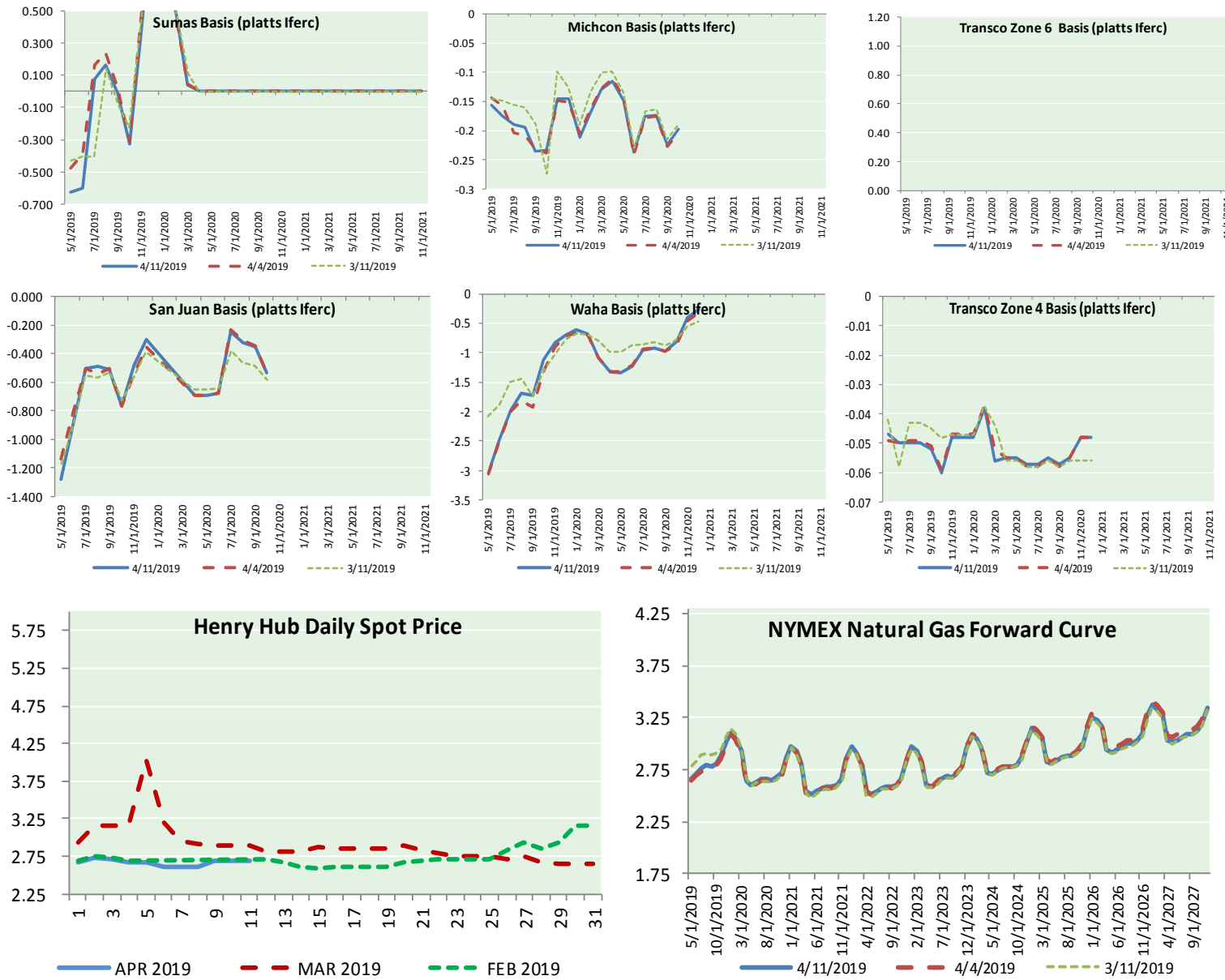
24 HOUR PRECIPITATION





NATURAL GAS NEWS

NATURAL GAS BASIS FUTURES, HENRY HUB SPOT PRICES, AND FORWARD CURVE



NYMEX WTI Delivery Month Average (\$/bbl) (Excluding Weekends and Holidays)

Month: April 2019

Day	Price	Day	Price
1	61.59	16	
2	62.58	17	
3	62.46	18	
4	62.10	19	
5	63.08	20	
6		21	
7		22	
8	64.40	23	
9	63.98	24	
10	64.61	25	
11	63.58	26	
12		27	
13		28	
14		29	
15		30	
Average (Apr)		63.1533	
		(through 04/11/2019)	
Average (Mar)		58.1681	
Average (Feb)		55.0360	

CME NG Option Prices

ATM Call

Month	Strike	Close	Imp Vol
Jun-19			
Jul-19	2.700	0.078	20.6
Aug-19			
Sep-19			
Oct-19			

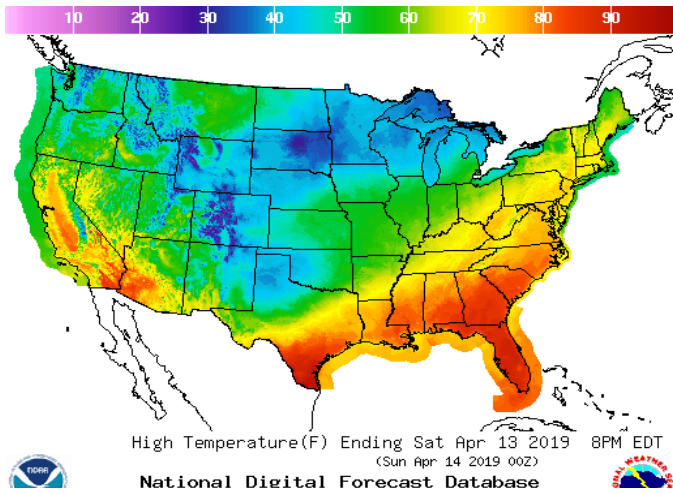
CME NG Option Prices

ATM Put

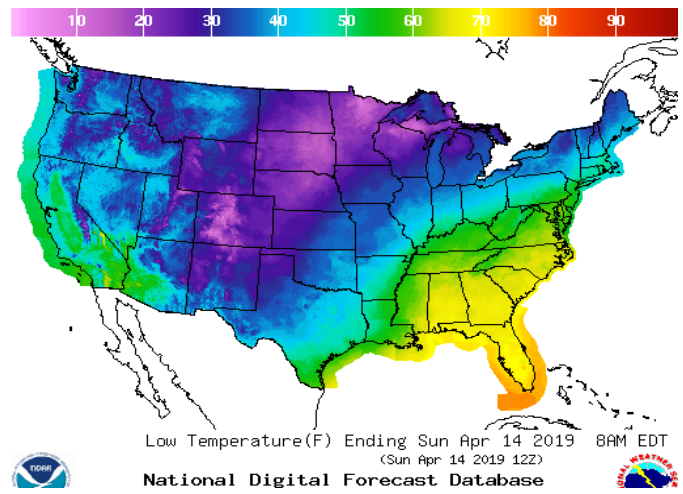
Month	Strike	Close	Imp Vol
Jun-19			
Jul-19	2.700	0.073	18.7
Aug-19			
Sep-19			
Oct-19			

WEATHER – HIGH / LOW TEMPERATURE SATURDAY

HIGH Temperature

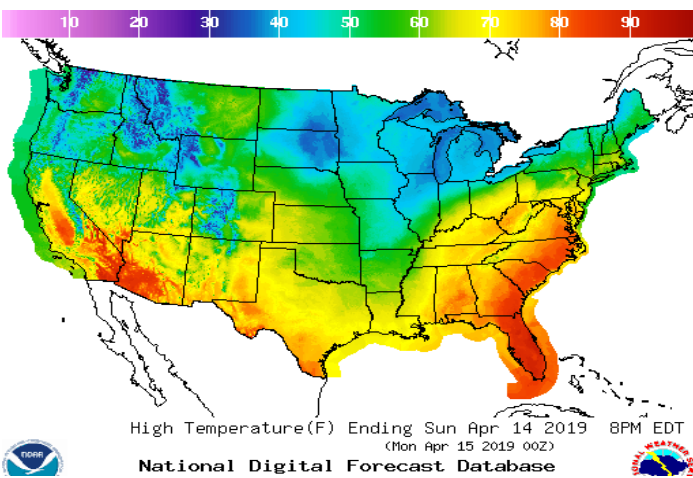


LOW Temperature

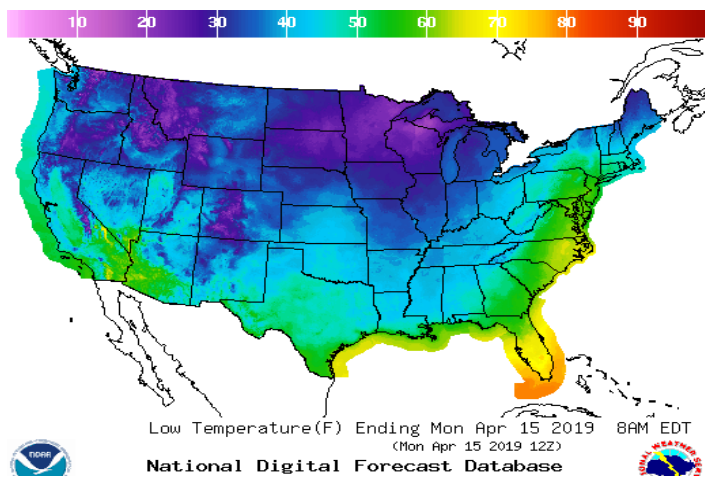


WEATHER – HIGH / LOW TEMPERATURE SUNDAY

Temperature

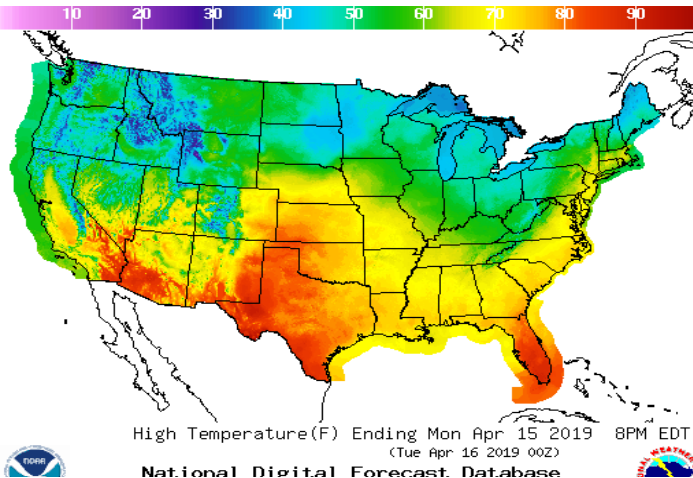


Precipitation

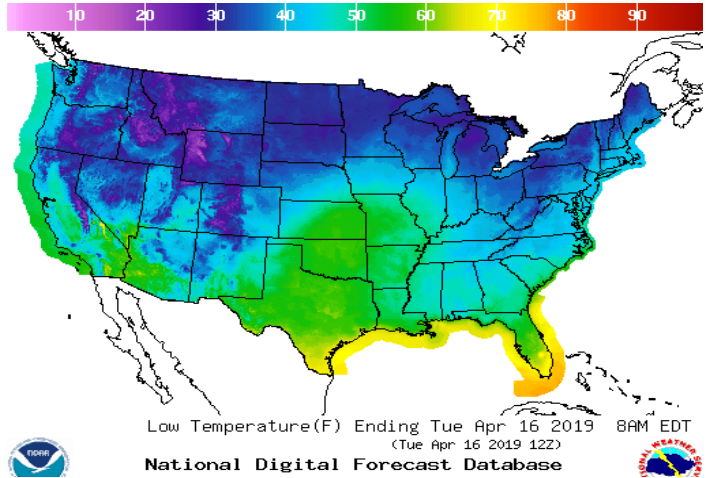


WEATHER – HIGH / LOW TEMPERATURE MONDAY

Temperature

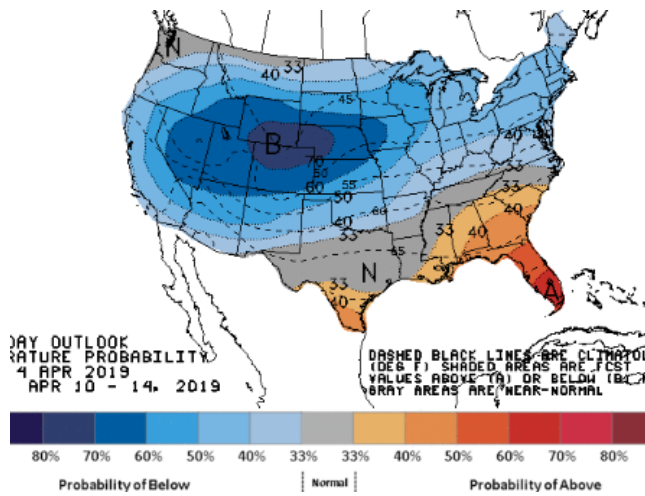


Precipitation

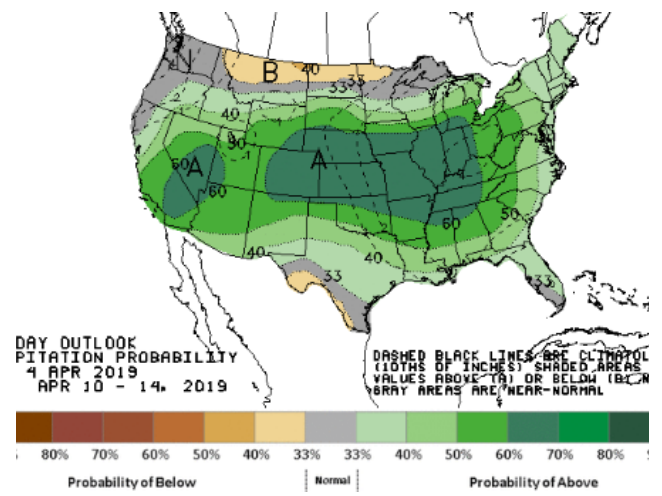


WEATHER – 6 TO 10 DAY OUTLOOK – NOAA

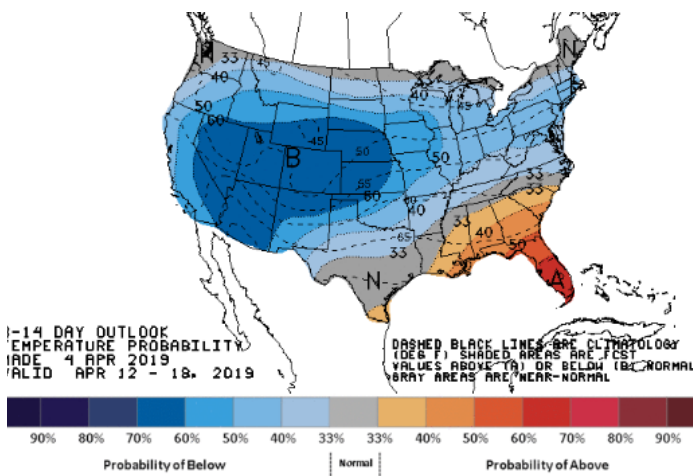
HIGH Temperature



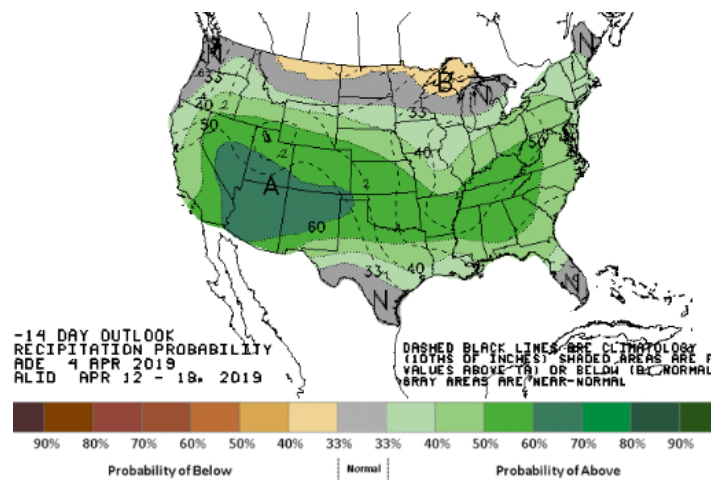
LOW Temperature



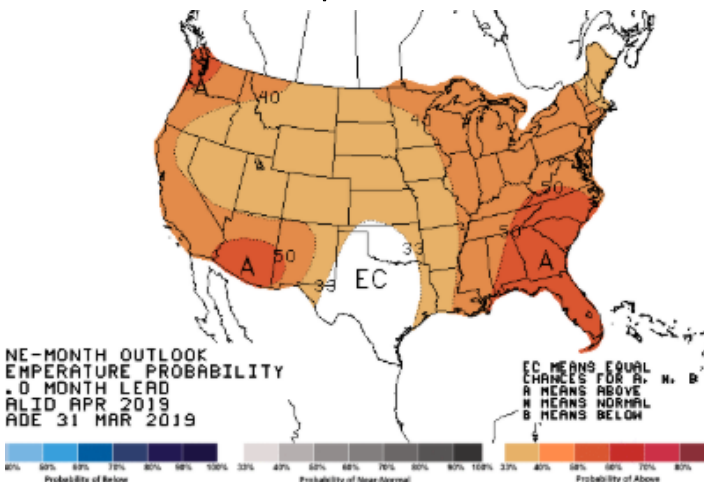
WEATHER – 8 TO 14 DAY OUTLOOK – NOAA
Temperature



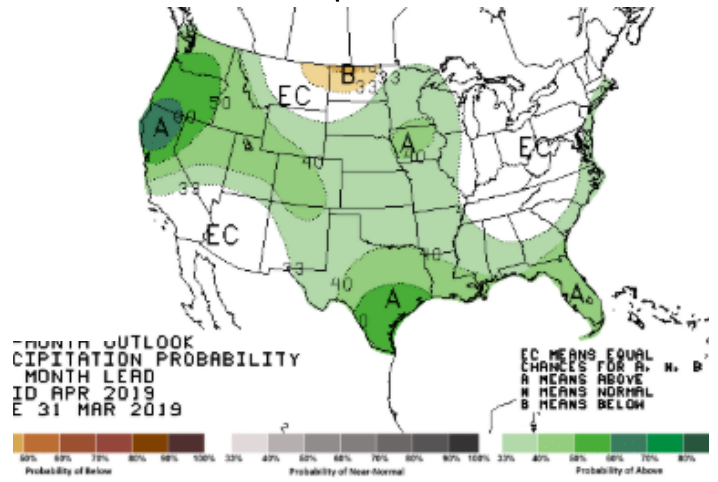
Precipitation



WEATHER – 30 DAY OUTLOOK – NOAA
Temperature

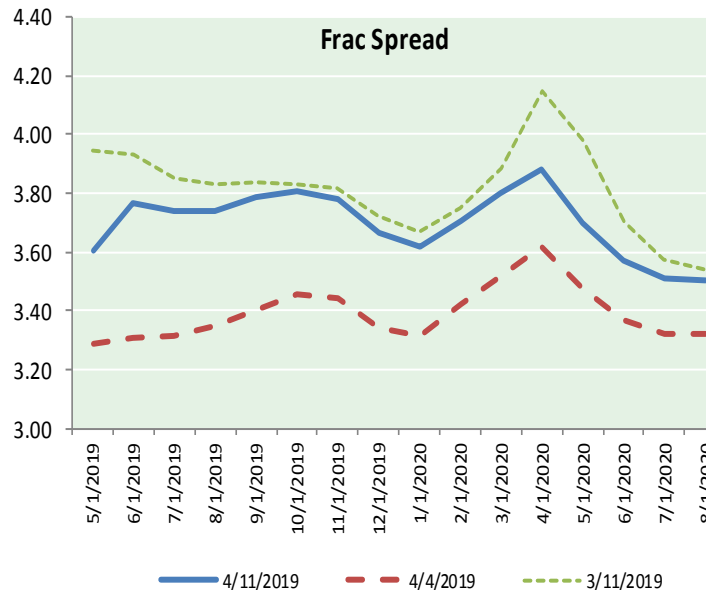
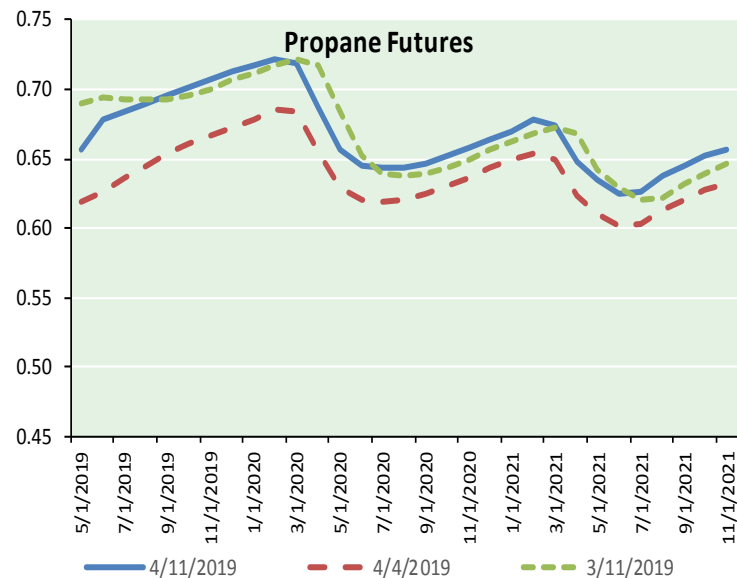
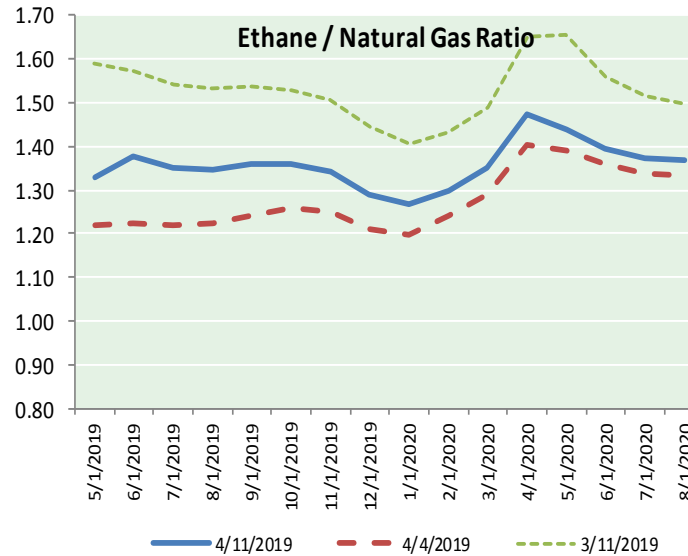
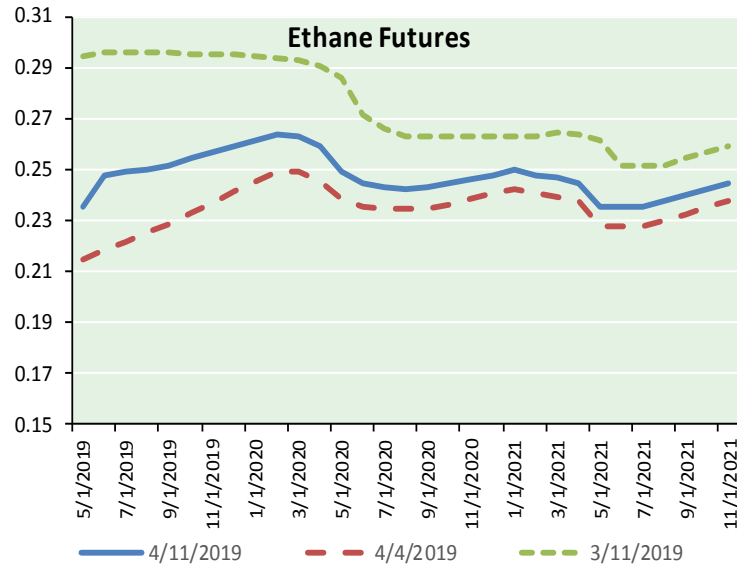


Precipitation





ETHANE FUTURES, NG/ETHANE RATIO, PROPANE FUTURES, AND THE FRAC SPREAD



CME Future Prices

Month	Close	Change
May-19	0.236	0.014
Jun-19	0.248	0.020
Jul-19	0.249	0.019
Aug-19	0.250	0.017
Sep-19	0.252	0.015
Oct-19	0.254	0.014
Nov-19	0.257	0.013
Dec-19	0.259	0.012
Jan-20	0.262	0.011
Feb-20	0.263	0.008
Mar-20	0.263	0.009
Apr-20	0.259	0.008
1YR Strip	0.254	0.013

CME Future Prices

Propane (C3)
Non-LDH— Mont Belvieu

Month	Close	Change
May-19	0.656	(0.005)
Jun-19	0.678	(0.007)
Jul-19	0.684	(0.006)
Aug-19	0.690	(0.006)
Sep-19	0.695	(0.006)
Oct-19	0.701	(0.006)
Nov-19	0.708	(0.006)
Dec-19	0.713	(0.006)
Jan-20	0.717	(0.008)
Feb-20	0.722	(0.008)
Mar-20	0.719	(0.006)
Apr-20	0.688	(0.006)
1YR Strip	0.698	(0.006)

NATURAL GAS NEWS



Prompt WTI (CL) Crude

Daily Sentiment

BEARISH



RESISTANCE

64.28 & 64.97

SUPPORT

63.10 & 62.61

FOLLOW US ON TWITTER:



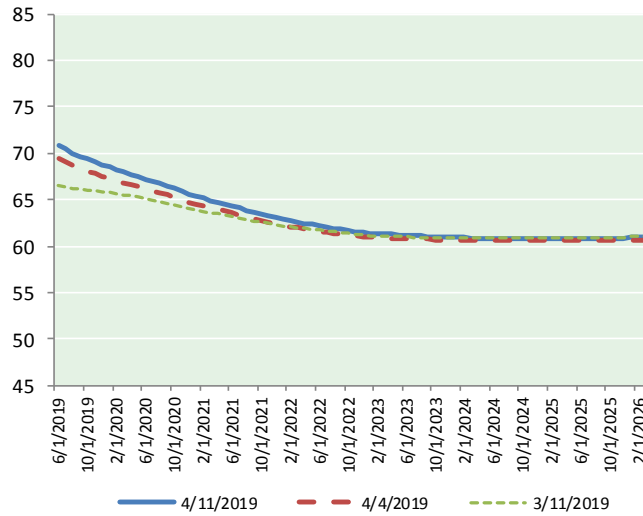
@MPG_NatGasNews

NYMEX Brent (BZ)

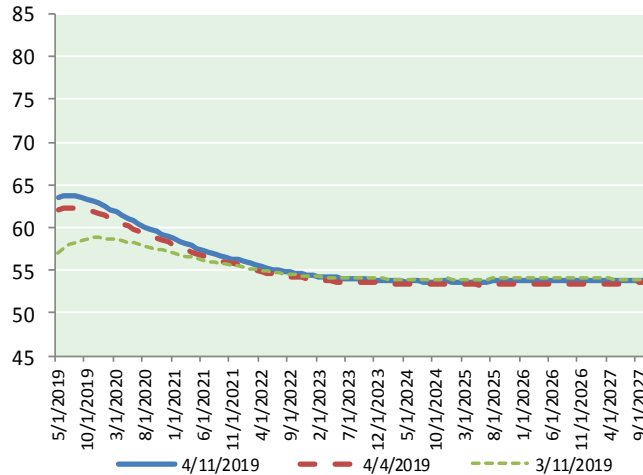
Futures

Month	Close	Change
May-19	63.58	(1.03)
Jun-19	63.67	(0.98)
Jul-19	63.73	(0.94)
Aug-19	63.69	(0.88)
Sep-19	63.58	(0.80)
Oct-19	63.38	(0.73)
Nov-19	63.13	(0.67)
Dec-19	62.84	(0.62)
Jan-20	62.51	(0.58)
Feb-20	62.17	(0.52)
Mar-20	61.80	(0.49)
Apr-20	61.44	(0.45)
May-20	61.10	(0.41)
Jun-20	60.79	(0.38)
Jul-20	60.43	(0.36)
Aug-20	60.10	(0.34)
Sep-20	59.79	(0.32)
Oct-20	59.50	(0.30)
Nov-20	59.25	(0.28)
Dec-20	59.02	(0.26)
Jan-21	58.71	(0.26)
Feb-21	58.41	(0.25)
Mar-21	58.13	(0.23)
Apr-21	57.87	(0.22)
1YR Strip	62.96	(0.72)
2019	63.45	(0.83)
5YR Strip	57.39	(0.24)

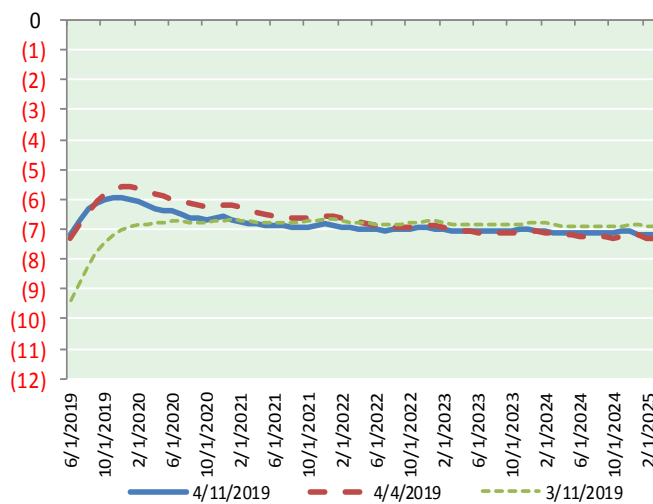
BRENT CRUDE FORWARD CURVE



WTI CRUDE FORWARD CURVE



WTI-BRENT SPREAD



FRAC Spread

Specifications

Ethane :	42%	66,500 btu/g
Propane:	28%	90,830 btu/g
Butane:	11%	102,916 btu/g
Iso-Butane:	6%	98,935 btu/g
Natural Gasoline:	13%	115,021 btu/g

Prompt NGL Futures

	May-19	Close	Change
Butane	0.767	(0.005)	
Iso-Butane	0.774	(0.006)	
Nat Gasoline	1.300	(0.014)	

NYMEX WTI (CL) Futures

Month	Close	Change
Jun-19	70.83	(0.90)
Jul-19	70.40	(0.90)
Aug-19	70.03	(0.89)
Sep-19	69.69	(0.85)
Oct-19	69.37	(0.80)
Nov-19	69.10	(0.76)
Dec-19	68.81	(0.73)
Jan-20	68.52	(0.69)
Feb-20	68.25	(0.66)
Mar-20	68.00	(0.63)
Apr-20	67.74	(0.60)
May-20	67.47	(0.58)
Jun-20	67.19	(0.56)
Jul-20	66.95	(0.54)
Aug-20	66.70	(0.51)
Sep-20	66.44	(0.48)
Oct-20	66.17	(0.46)
Nov-20	65.87	(0.44)
Dec-20	65.59	(0.42)
Jan-21	65.37	(0.40)
Feb-21	65.15	(0.38)
Mar-21	64.93	(0.36)
Apr-21	64.71	(0.34)
May-21	64.50	(0.32)
1YR Strip	69.02	(0.75)
2019	69.75	(0.83)
5YR Strip	64.00	(0.31)