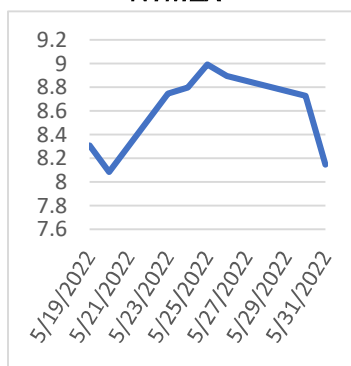


NATURAL GAS



NEWS

Thursday, June 2, 2022

Last Week's Prompt
NYMEX

NYMEX NG Futures

Month	Close	Change
Jul-22	8.145	(0.582)
Aug-22	8.138	(0.574)
Sep-22	8.097	(0.576)
Oct-22	8.073	(0.567)
Nov-22	8.112	(0.556)
Dec-22	8.184	(0.551)
Jan-23	8.263	(0.547)
Feb-23	7.939	(0.528)
Mar-23	6.835	(0.270)
Apr-23	5.093	(0.083)
May-23	4.915	(0.065)
Jun-23	4.972	(0.062)
Jul-23	5.012	(0.059)
Aug-23	4.987	(0.063)
Sep-23	4.947	(0.066)
Oct-23	5.019	(0.059)
Nov-23	5.175	(0.052)
Dec-23	5.446	(0.051)
Jan-24	5.586	(0.047)
Feb-24	5.396	(0.040)
Mar-24	4.957	(0.034)
Apr-24	4.191	(0.021)
May-24	4.116	(0.026)
Jun-24	4.177	(0.026)
1 YR STRIP	7.2305	(0.413)
2021	8.1189	(0.560)

IN THE NEWS

Traders Bet on Texas Natural Gas Discount Despite...

Natural gas exports from the US are soaring amid a global shortage of the fuel, but traders are betting that producers in one of the biggest shale basins will be selling their supply at a discount next year. The culprit: A lack of pipelines. Companies including Kinder Morgan Inc., Energy Transfer LP and MPLX LP, which own and operate massive networks of conduits stretching from coast to coast, are proposing or moving ahead with projects that would collectively move almost 6 billion cubic feet of additional gas to terminals shipping liquefied natural gas from the Gulf Coast. That's equivalent to nearly 6% of current US gas production. The pipelines will lift US gas exports to a fresh record and help tame prices in Asia and Europe, which have been running red-hot since ... For more info go to <https://bloom.bg/3am6Bm4>

May U.S. LNG exports reach 2nd highest as Latam...

The United States exported 7.29 million tonnes of liquefied natural gas (LNG) last month, second highest on record, as sales to Europe and South America expanded, according to Refinitiv Eikon data. The United States is on track to become the world's largest LNG exporter this year, topping Australia and Qatar, as producers work to boost liquefaction capacity. The volume exported in May was up from 6.93 million tonnes in April, and 12% more than a year earlier, according to preliminary Eikon data, based on vessel tracking. The record was 7.67 million tonnes in March. LNG exports are getting a boost from additional capacity from Venture Global LNG Inc's new Calcasieu Pass terminal in Cameron Parish, Louisiana, and higher production at top U.S. exporter Cheniere... For more info go to <https://reut.rs/3x14gVz>

U.S. LNG Exports Stay Near Record Levels in May

Warmer than usual spring weather, expectations of a hotter summer, and record LNG exports to help Europe reduce dependence on Russian gas could send the U.S. benchmark natural gas prices to above \$10 per million British thermal units (MMBtu) in the coming weeks, analysts say. Earlier this week, the front-month Henry Hub benchmark price hit a 13-year high of over \$8/MMBtu, as prices rallied amid increased demand for air conditioning. As of 9:50 a.m. EST on Friday, the natural gas price was at \$8.693/MMBtu, down 1.02% on the day. Moreover, the levels of natural gas in storage across the United States are well below average for this time of the year. The southern U.S. will be ... For more info go to <https://bit.ly/3ysupis>

Prompt Natural Gas (NG)
Daily Sentiment

BULLISH



RESISTANCE

8.943 & 9.189

SUPPORT

8.298 & 7.899

NATURAL GAS

Futures	Close
NG	\$8.145
Volume	79,806
Open Int.	209,300

Contact Us



Mansfield Energy Corp
1025 Airport Pkwy
Gainesville, GA 30501
www.mansfield.energy

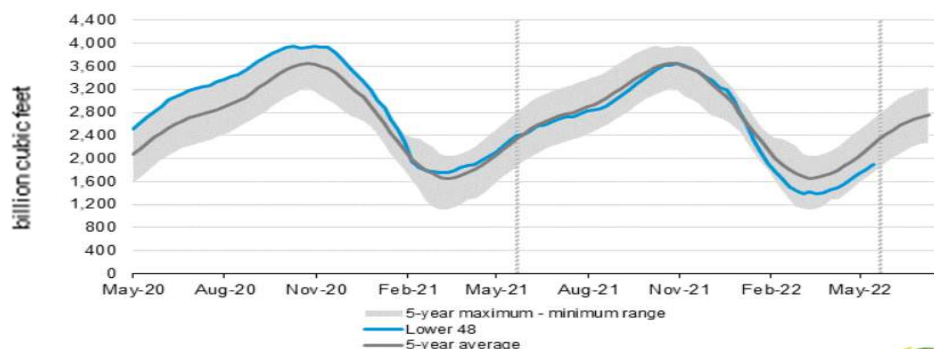
info@mansfieldoil.com
Phone: (800) 695 - 6626

Thursday, June 2, 2022

NATURAL GAS NEWS



WEEKLY GAS IN UNDERGROUND STORAGE WITH 5-YR RANGE

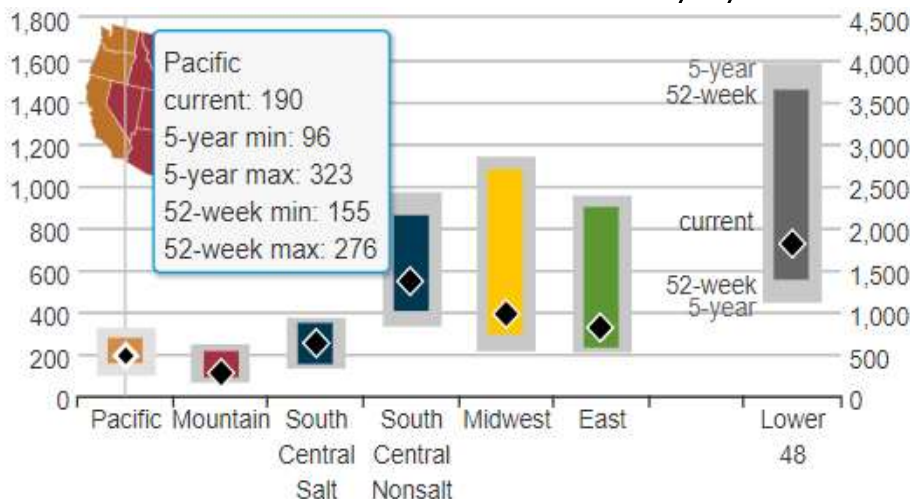


EIA Weekly Storage Actual and Surveys for May 27, 2022

Released June 02, 2022

Range 87 to 102
Investing.com 86

UNDERGROUND WORKING NAT GAS STORAGE AS OF 05/20/2022



Total Working Gas In Storage

1902 BCF

90 BCF (LAST WEEK)
-337 BCF (LAST YEAR)
-397 BCF (5-YEAR AVG)

U.S. Natural Gas Supply Gas Week -

Average Daily Values (BCF/D):

Last Year (BCF/d)

Dry Production - 92.4

Total Supply - 96.8

Last Week (BCF/d)

Dry Production - 95.2

Total Supply - 100.6

[Next Report: June 02]

U.S. Natural Gas Demand Gas Week -

Average Daily Values (BCF/D):

Last Year (BCF/d)

Power - 27.9

Total Demand - 80.9

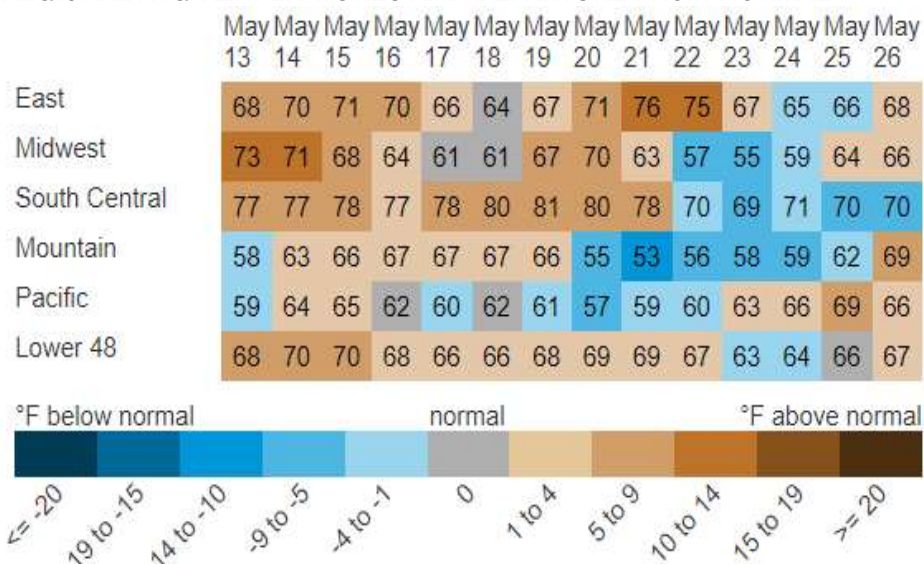
Last Week (BCF/d)

Power - 31.4

Total Demand - 86.6

[Next Report: June 02]

REGIONAL AVG TEMPERATURES AND DEPARTURE FROM NORMAL



MANSFIELDS' STORAGE FORECAST

For week ending 6/3/2022

90

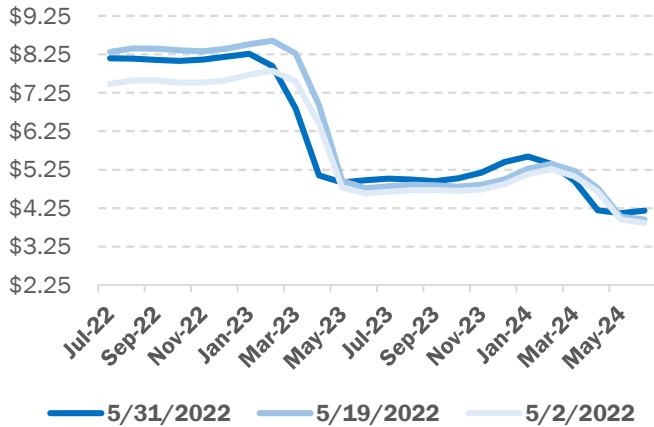
Thursday, June 2, 2022

NATURAL GAS NEWS

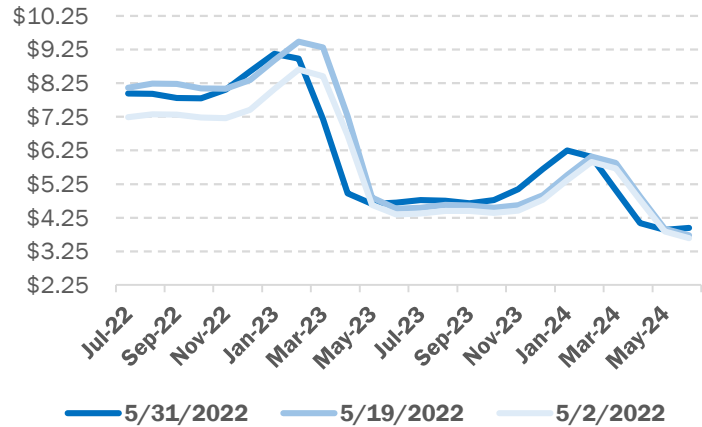


NATURAL GAS BASIS FUTURES

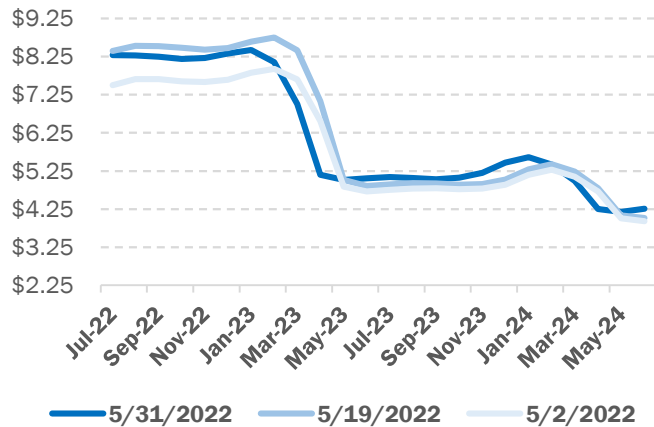
NYMEX



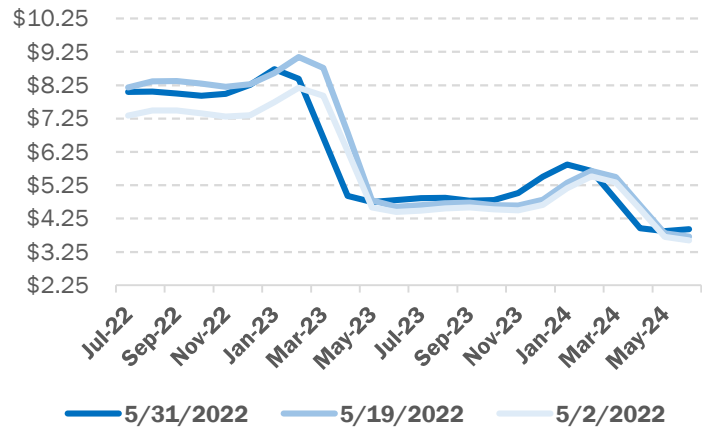
Chicago City Gate



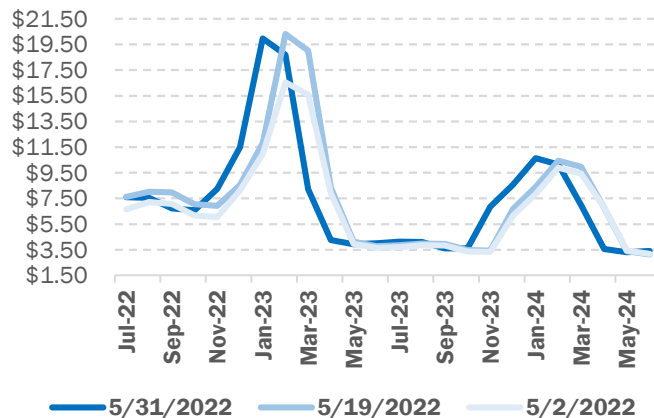
FGT Zone 3



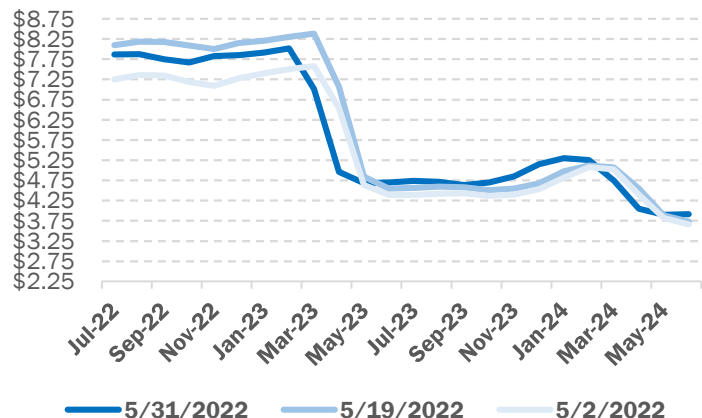
Houston Ship Channel



Transco Zone 6 NY



MichCon



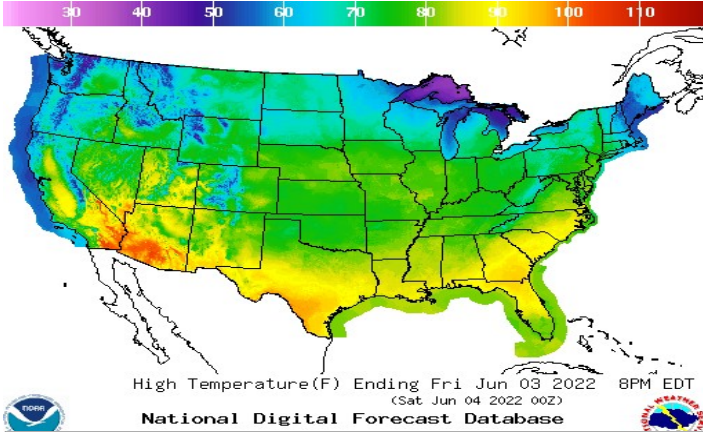
Thursday, June 2, 2022

NATURAL GAS NEWS

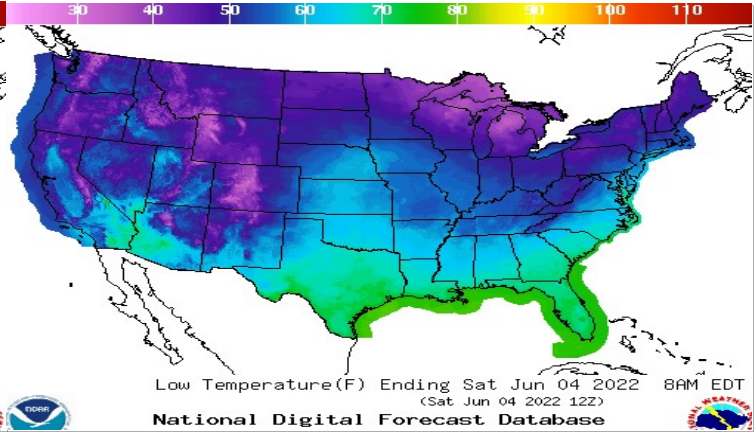


WEATHER - HIGH / LOW TEMPERATURE - TOMORROW

HIGH Temperature

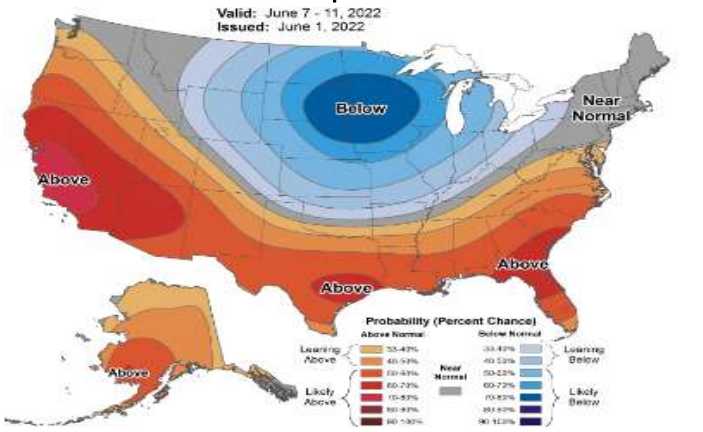


LOW Temperature

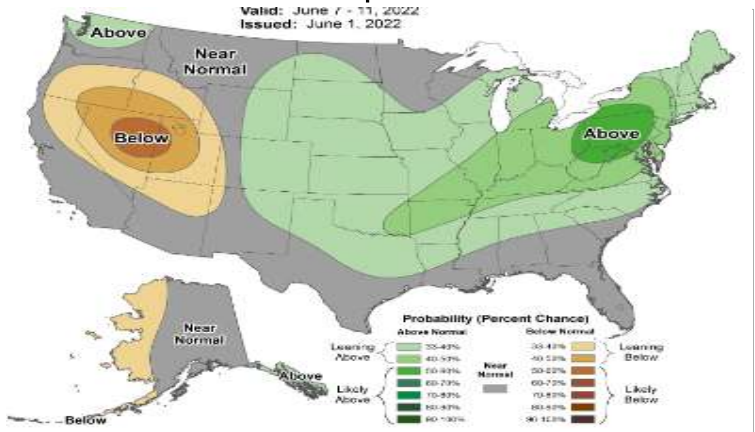


WEATHER - 6 - 10 DAY OUTLOOK - NOAA

Temperature

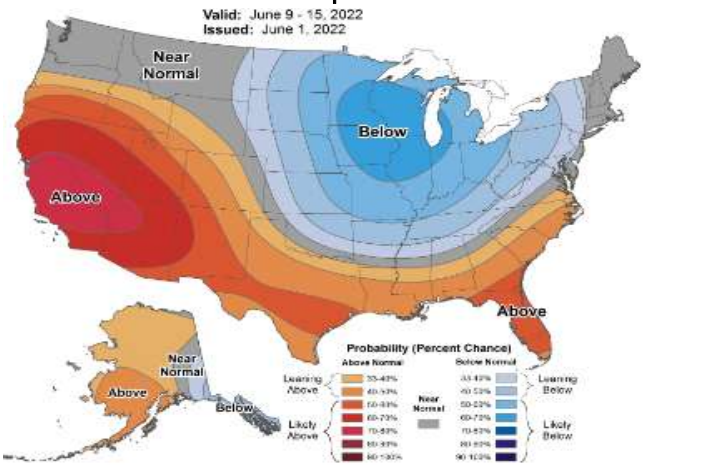


Precipitation



WEATHER - 8 - 14 DAY OUTLOOK - NOAA

Temperature



Precipitation

