

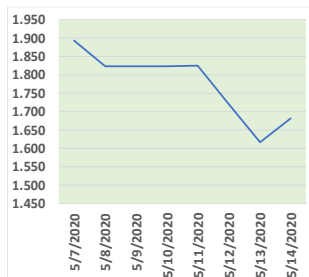
# NATURAL GAS



NEWS

MAY 14TH, 2020

## Last Week's Prompt NYMEX



## NYMEX NG Futures

Month	Close	Change
May-20	1.967	0.010
Jun-20	2.030	0.073
Jul-20	2.129	0.111
Aug-20	2.426	0.313
Sep-20	2.822	0.418
Oct-20	2.967	0.178
Nov-20	2.927	(0.009)
Dec-20	2.803	(0.094)
Jan-21	2.528	(0.247)
Feb-21	2.498	(0.006)
Mar-21	2.541	0.064
Apr-21	2.595	0.076
May-21	2.603	0.035
Jun-21	2.585	0.008
Jul-21	2.598	0.039
Aug-21	2.648	0.073
Sep-21	2.783	0.160
Oct-21	2.890	0.127
Nov-21	2.858	(0.012)
Dec-21	2.715	(0.117)
Jan-22	2.335	(0.358)
Feb-22	2.290	(0.021)
Mar-22	2.326	0.053
Apr-22	2.364	0.054
1YR STRIP 2020	2.526 / 2.513	0.071 / 0.074

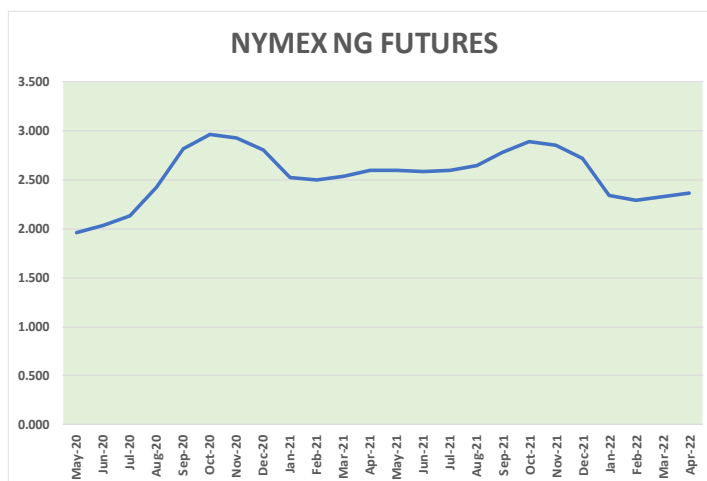
## IN THE NEWS

**Federal And Provincial Government Assistance For Canada's Oil And Natural Gas Industry**— On April 17, 2020, the federal government announced financial relief measures for Canada's oil and natural gas industry, which has been suffering due to reduced demand brought about by the COVID-19 pandemic and the associated drop in oil prices. The new relief falls across

- **Federal And Provincial Government Assistance For Canada's Oil And Natural Gas Industry**
- **U.S. natgas pipeline flows reversed after Enbridge TETCO Ohio pipe blast**

three categories. 1) Assistance to abandon and reclaim orphaned and inactive well sites in western Canada. 2) Financial support to oil and natural gas industry participants whose liquidity has been affected by the pandemic. 3) Initiatives to curb greenhouse gas emissions with a focus on methane emission reduction. The federal government expects that its actions will retain and create approximately 10,000 jobs. Limited details are available about the federal programs and the extent to which they will require federal and provincial coordination. However. For more on this story visit Mondaq.com or click <https://bit.ly/2WaPWZc>

**U.S. natgas pipeline flows reversed after Enbridge TETCO Ohio pipe blast**— Enbridge Inc reversed the direction of natural gas flows on its Texas Eastern (TETCO) pipeline in Ohio after an explosion on one of its lines there on Monday, according to financial data provider Refinitiv. Before the blast, which injured two people and damaged three homes, gas was flowing south through the damaged section of pipe from the Marcellus and Utica shale in Pennsylvania, Ohio and West Virginia toward the Gulf Coast, according to Refinitiv and gas traders. After the explosion, however, small amounts of gas started moving north from the Gulf Coast on southern sections of the pipe. This would allow the pipeline to serve customers in states like Tennessee and Kentucky who stopped receiving gas after the explosion. Enbridge said it isolated two other gas pipes near the damaged 30-inch line near Summerfield in Noble County in southeast Ohio so crews can safely investigate the integrity of those two lines prior to returning them to service. For more on this story visit reuters.com or click <https://reut.rs/35DS8f2>



## Prompt Natural Gas (NG) Daily Sentiment

**BEARISH**



RESISTANCE

1.706 & 1.797

SUPPORT

1.560 & 1.505

## NATURAL GAS

Futures	Close	Change
NG	1.667	0.024
Volume	192,064	192,064
Open Int.	135,251	71,628

## Contact Us



### Mansfield Energy Corp

1025 Airport Pkwy  
Gainesville, GA 30501

[www.mansfield.energy](http://www.mansfield.energy)

[info@mansfieldoil.com](mailto:info@mansfieldoil.com)

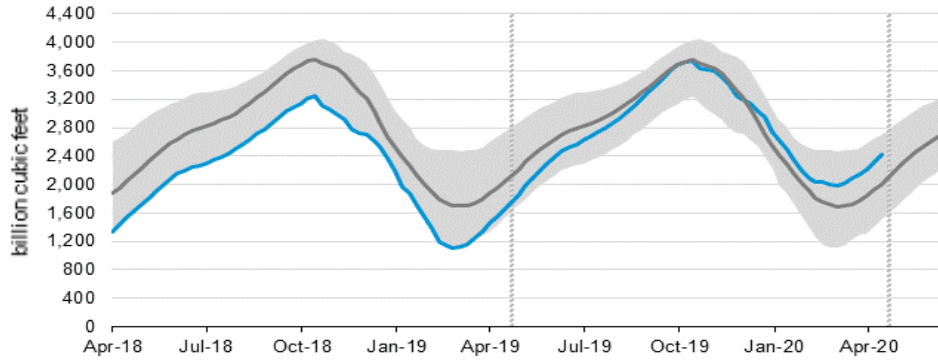
Phone: (800) 695-6626





**NATURAL GAS NEWS**

**WEEKLY GAS IN UNDERGROUND STORAGE WITH 5-YR RANGE**



for week ending May 8, 2020 | Released: May 14, 2020 at 10:30 a.m. | Next Release: May 21, 2020

Source: U.S. Energy Information Administration

**EIA Weekly NG Storage Actual and Surveys for May 14h, 2020**

**Released May 14th, 2020**

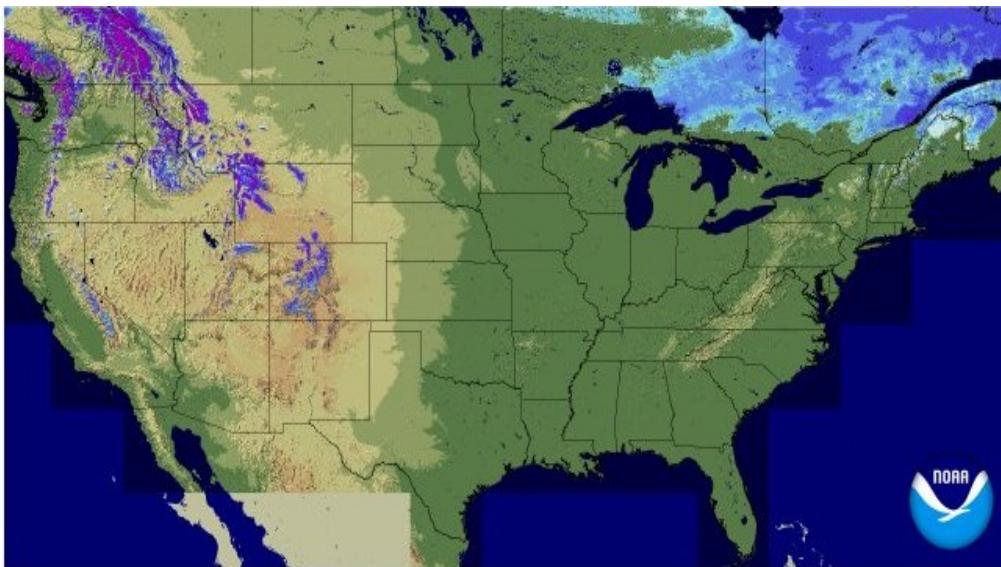
Range — +98 to +115

PointLogic — +105

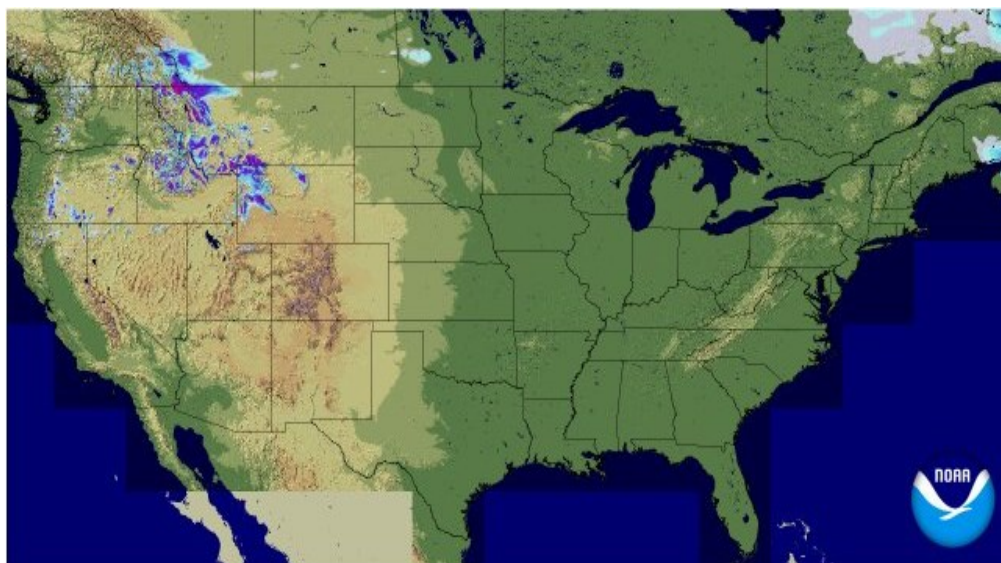
CITI — +112

Refinitiv — +112

**OBSERVED SNOW DEPTH**



**SCALED SNOW PRECIPITATION**



**Total Working Gas In Storage**

**2,422 BCF**

+113 BCF (LAST WEEK)

+799 BCF (LAST YEAR)

+413 BCF (5-YR AVG)

**U.S. Natural Gas Supply Gas Week 4/30 — 5/06**

**Average daily values (BCF/D):**

Last Year (BCF/d)

Dry Production — +89.5

Total Supply — +94.1

Last Week (BCF/d)

Dry Production — +93.0

Total Supply — +96.8

[NEXT REPORT ON May 14th]

**U.S. Natural Gas Demand Gas Week 4/30 — 5/06**

**Average daily values (BCF/D):**

Last Year (BCF/d)

Power — +26.0

Total Demand — +78.3

Last Week (BCF/d)

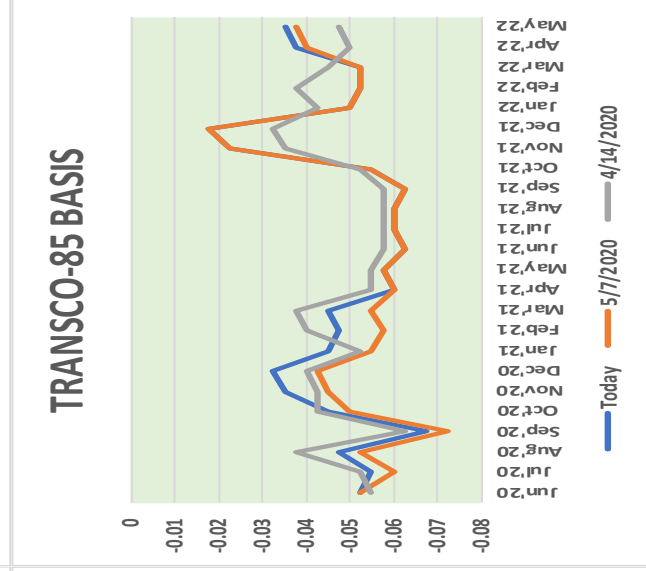
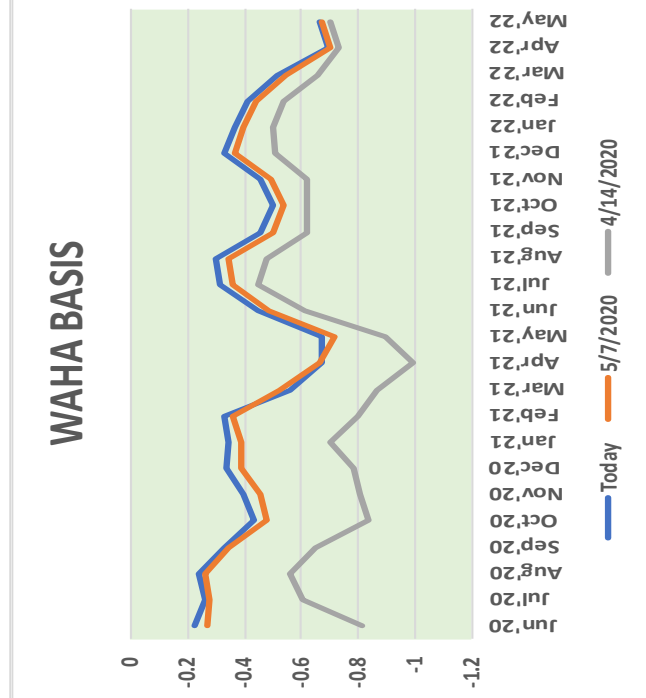
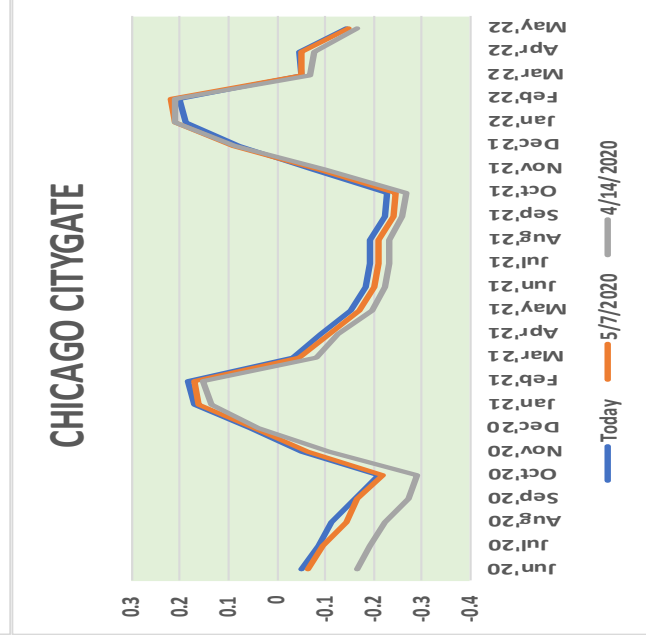
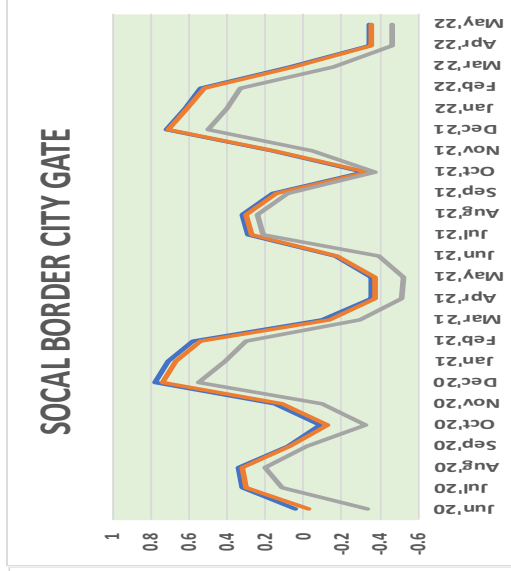
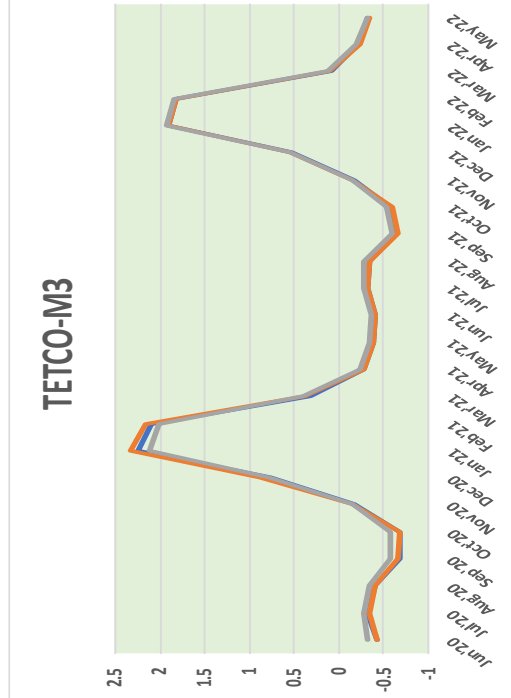
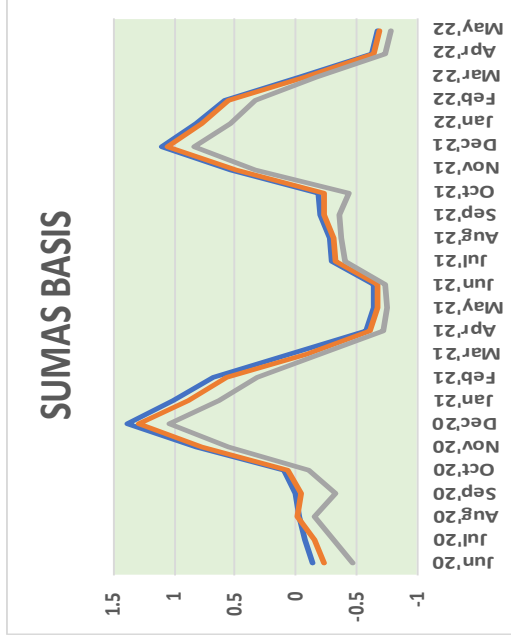
Power — +25.3

Total Demand — +87.0

[NEXT REPORT ON May 14th]

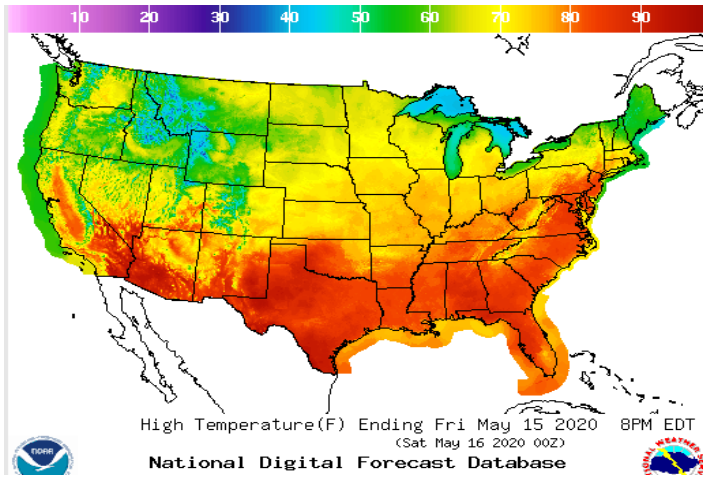
NATURAL GAS NEWS

NATURAL GAS BASIS FUTURES

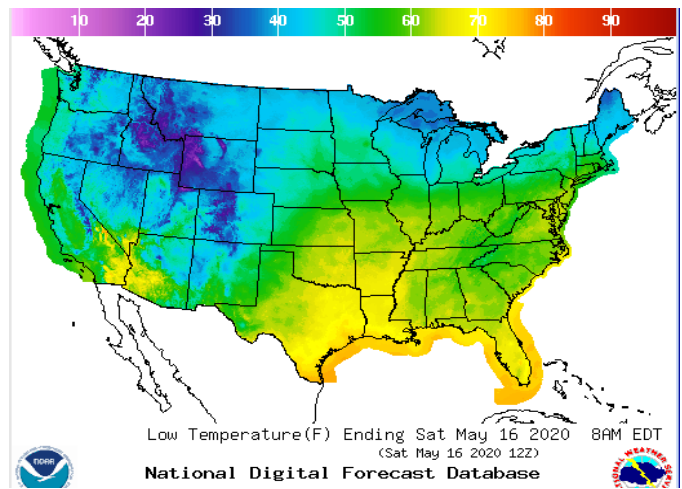


WEATHER – HIGH/LOW TEMPERATURE – TOMORROW

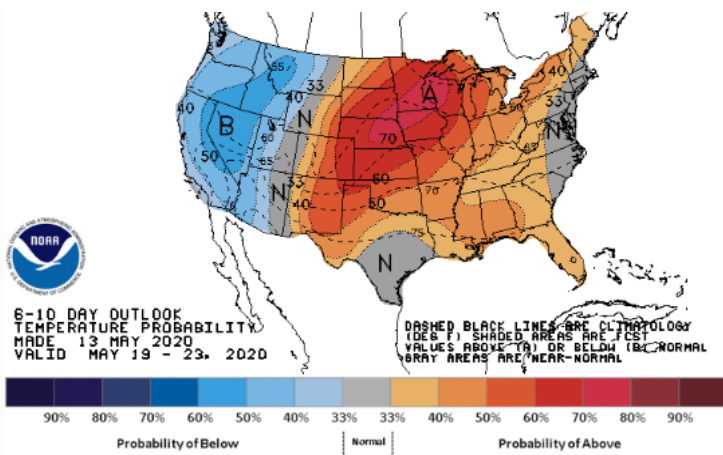
HIGH Temperature



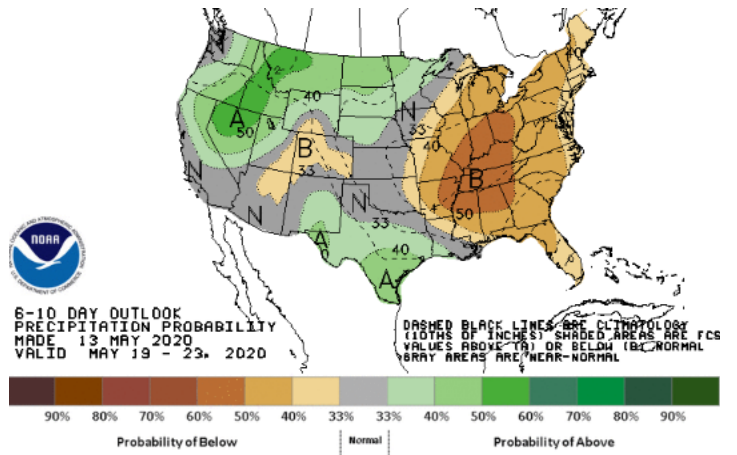
LOW Temperature



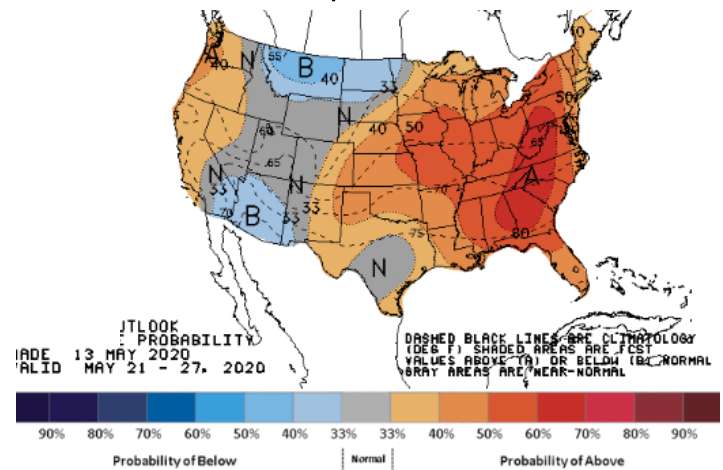
WEATHER – 6 TO 10 DAY OUTLOOK – NOAA  
Temperature



Precipitation



WEATHER – 8 TO 14 DAY OUTLOOK – NOAA  
Temperature



Precipitation

