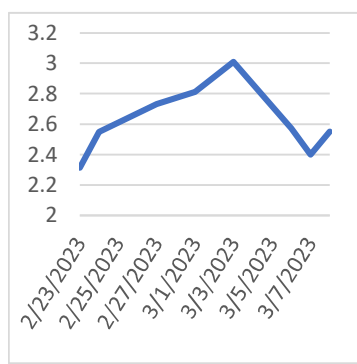


Thursday, March 9, 2023**Last Week's Prompt
NYMEX****NYMEX NG Futures**

| Month | Close | Change |
|------------|--------|---------|
| Apr-23 | 2.551 | 2.551 |
| May-23 | 2.713 | (0.127) |
| Jun-23 | 2.95 | (0.110) |
| Jul-23 | 3.153 | (0.098) |
| Aug-23 | 3.19 | (0.103) |
| Sep-23 | 3.157 | (0.099) |
| Oct-23 | 3.237 | (0.095) |
| Nov-23 | 3.614 | (0.083) |
| Dec-23 | 4.005 | (0.077) |
| Jan-24 | 4.195 | (0.066) |
| Feb-24 | 4.083 | (0.064) |
| Mar-24 | 3.77 | (0.050) |
| Apr-24 | 3.43 | (0.050) |
| May-24 | 3.413 | (0.049) |
| Jun-24 | 3.57 | (0.046) |
| Jul-24 | 3.716 | (0.044) |
| Aug-24 | 3.753 | (0.046) |
| Sep-24 | 3.712 | (0.046) |
| Oct-24 | 3.785 | (0.043) |
| Nov-24 | 4.153 | (0.045) |
| Dec-24 | 4.587 | (0.045) |
| Jan-25 | 4.83 | (0.050) |
| Feb-25 | 4.692 | (0.050) |
| Mar-25 | 4.317 | (0.043) |
| 1 YR STRIP | 3.3848 | 0.132 |
| 2023 | 3.4581 | (0.085) |

IN THE NEWS**Top U.S. LNG Exporter Sees Asia Demand Driving**

Cheniere Energy expects to ship more liquefied natural gas (LNG) to Asia this year, after European customers took the lion's share of its 2022 cargoes, an official said on Monday. The top U.S. exporter of LNG shipped a total of 638 cargoes last year, with slightly over 70% delivered to Europe, Chief Operating Officer Corey Grindal said at the CERAWEEK energy conference. Cheniere last year gave the financial go ahead for an expansion of its Corpus Christi, Texas, liquefaction plant and has sought an early environmental review with federal regulators for an expansion at its Sabine Pass, Louisiana, facility, officials said. Construction of its and others LNG plants along the U.S. Gulf Coast is stressing existing gas transportation and storage infrastructure. In states including Louisiana, there is a need to contin... For more info go to <https://bit.ly/3F9WIKm>

US natgas jumps 5% on colder forecasts, record gas flows

U.S. natural gas futures rose about 5% on Tuesday, after plunging 15% in the prior session, on forecasts for more cold weather over the next two weeks than previously expected and record gas flows to liquefied natural gas (LNG) export plants after Freeport LNG's plant in Texas exited an outage. That price rise came despite an increase in gas output so far this month and forecasts for less demand over the next two weeks than previously expected because most of the cold is not coming until mid March. Front-month gas futures for April delivery rose 11.5 cents, or 4.5%, to settle at \$2.687 per million British thermal units (mmBtu). The market has been extremely volatile in recent weeks as traders bet on the latest weather forecasts. The front-month fell to a 28-month low below \$2 per mmBtu in ... For more info go to <https://yhoo.it/3ZMDcGo>

US regulator okays Freeport LNG completion of Phase 1 restart

The U.S. energy regulator on Wednesday granted Freeport LNG's request to return to service the last of its three gas liquefaction units and phase 1 facilities at its export plant in Texas. In February, the LNG export facility, the second-biggest in the U.S., started to exit an eight-month outage that was caused by a fire in June 2022, and restarted its second liquefaction unit last week. The Federal Energy Regulatory Commission (FERC) order said Freeport can only produce liquefied natural gas (LNG) up to the maximum authorized capacity of 782 billion cubic feet (bcf) per year, or about 2.14 bcf per day. Earlier this week, FERC had sought more information from the LNG export company to evaluate its request for its phase 1 restart, which includes three liquefaction units, two storage tanks, and one LNG loading dock... For more info go to <https://bit.ly/3ZQWfzg>

**Prompt Natural Gas (NG)
Daily Sentiment****BEARISH**

RESISTANCE

2.657 & 2.763

SUPPORT

2.482 & 2.413

NATURAL GAS

| Futures | Close |
|-----------|---------|
| NG | \$2.551 |
| Volume | 55,112 |
| Open Int. | 163,791 |

Contact Us**Mansfield Energy Corp**

1025 Airport Pkwy
Gainesville, GA 30501
www.mansfield.energy

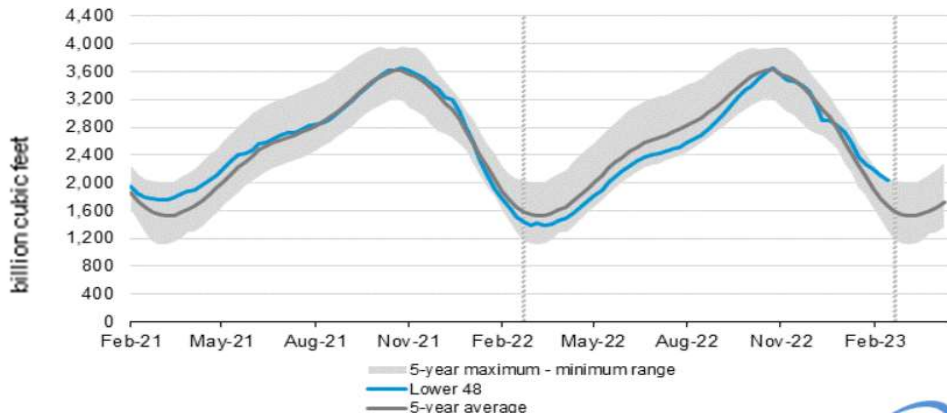
info@mansfieldoil.com
Phone: (800) 695 - 6626

Thursday, March 9, 2023

NATURAL GAS NEWS



WEEKLY GAS IN UNDERGROUND STORAGE WITH 5-YR RANGE



for week ending March 03, 2023 | Released: March 09, 2023 | Next Release: March 16, 2023

EIA Weekly Storage Actual and Surveys for

March 3, 2023

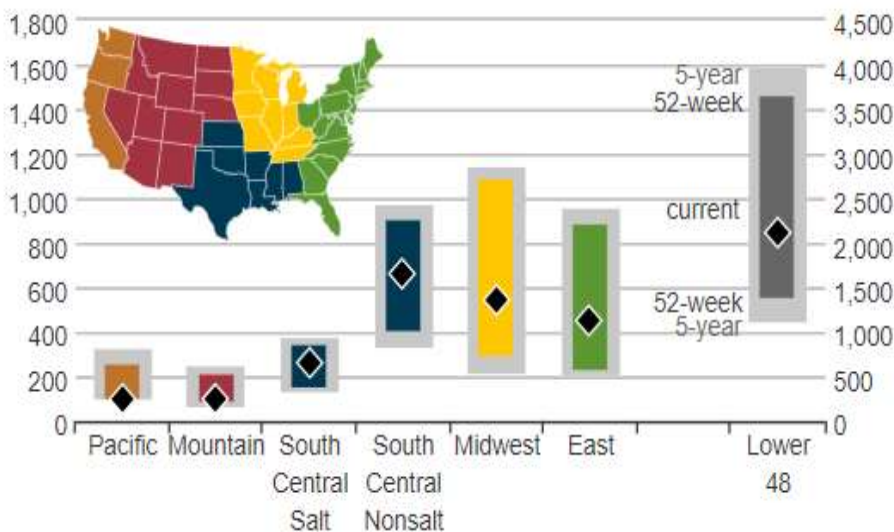
Released March 09, 2023

Range -70 to -107

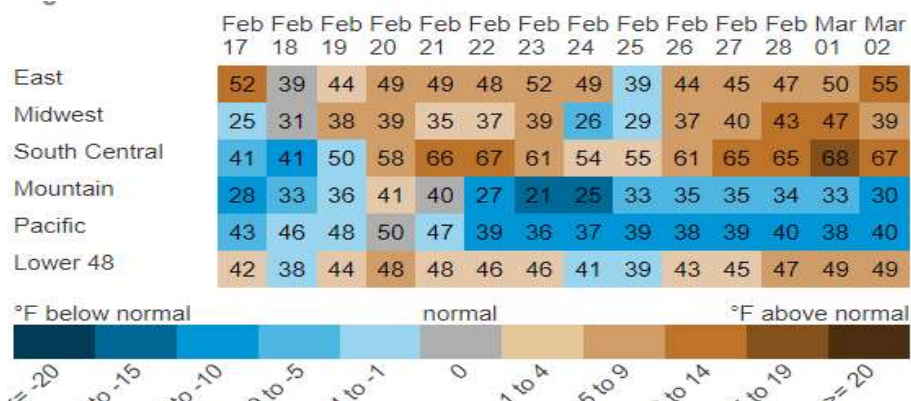
S&P Global -70

Investing.com -80

UNDERGROUND WORKING NAT GAS STORAGE AS OF 02/24/2023



REGIONAL AVG TEMPERATURES AND DEPARTURE FROM NORMAL



Total Working Gas In Storage

2030 BCF

-84 BCF (LAST WEEK)

493 BCF (LAST YEAR)

359 BCF (5-YEAR AVG)

U.S. Natural Gas Supply

Gas Week -

Average Daily Values (BCF/D):

Last Year (BCF/d)

Dry Production - 93.8

Total Supply - 100.0

Last Week (BCF/d)

Dry Production - 100.5

Total Supply - 105.2

[Next Report: March 09]

U.S. Natural Gas Demand

Gas Week -

Average Daily Values (BCF/D):

Last Year (BCF/d)

Power - 31.1

Total Demand - 127.5

Last Week (BCF/d)

Power - 29.9

Total Demand - 114.1

[Next Report: March 09]

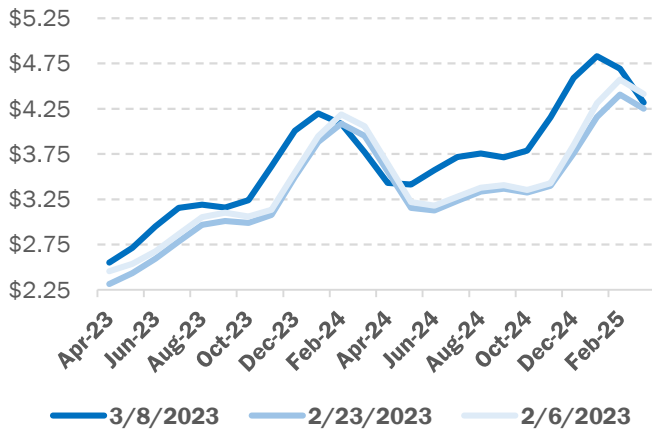
Thursday, March 9, 2023

NATURAL GAS NEWS

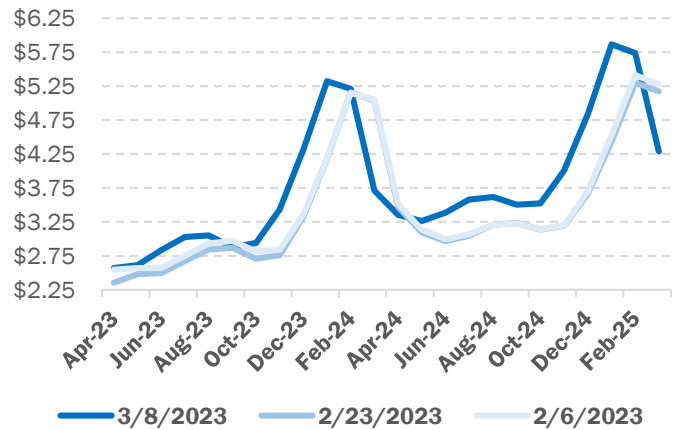


NATURAL GAS BASIS FUTURES

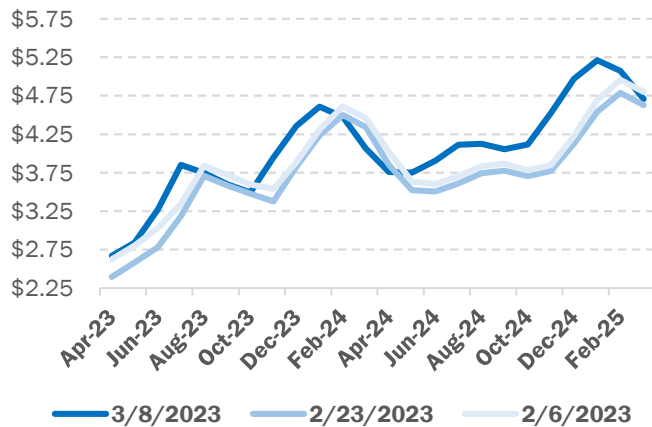
NYMEX



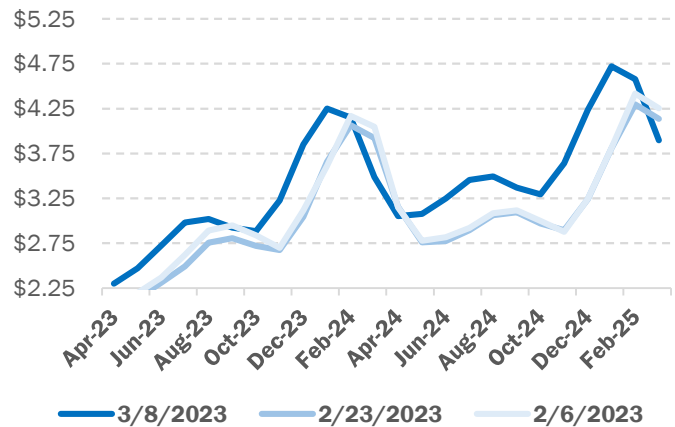
Chicago City Gate



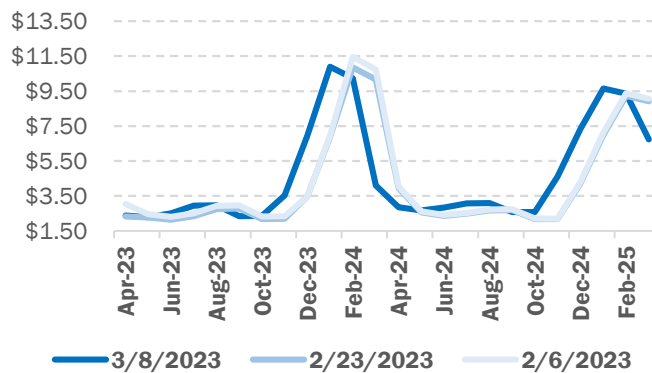
FGT Zone 3



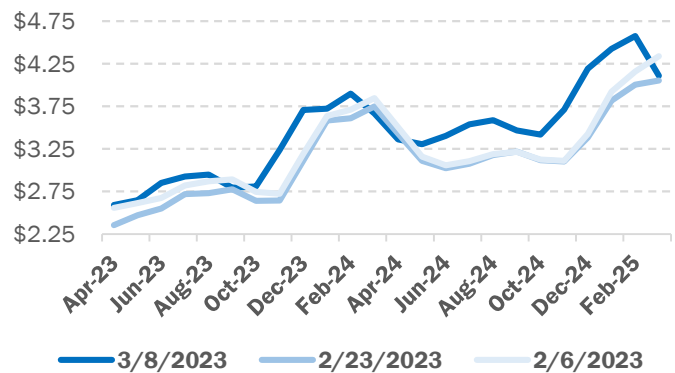
Houston Ship Channel



Transco Zone 6 NY



MichCon



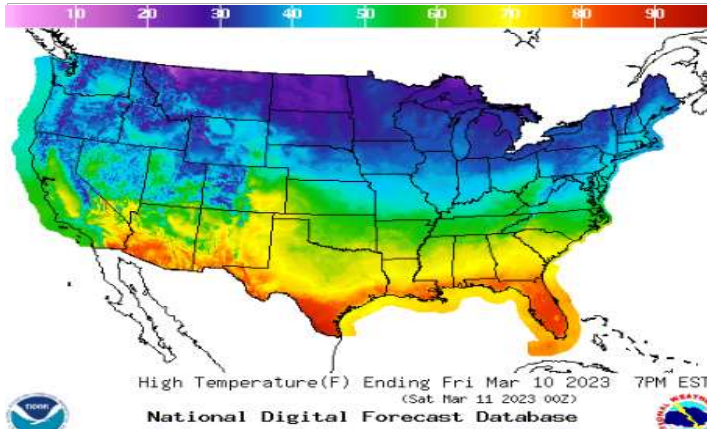
Thursday, March 9, 2023

NATURAL GAS NEWS

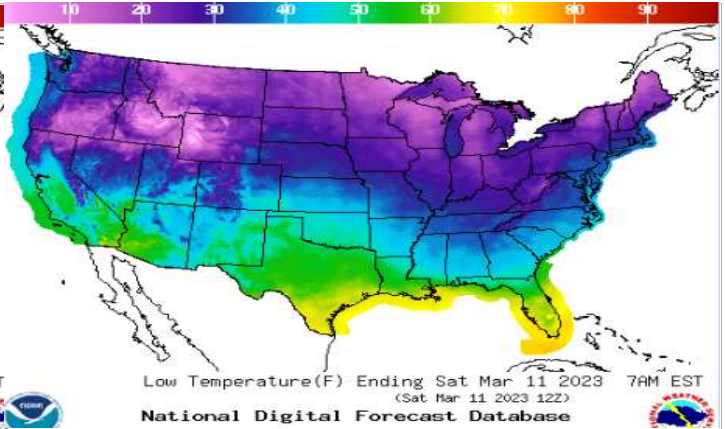


WEATHER - HIGH / LOW TEMPERATURE - TOMORROW

HIGH Temperature



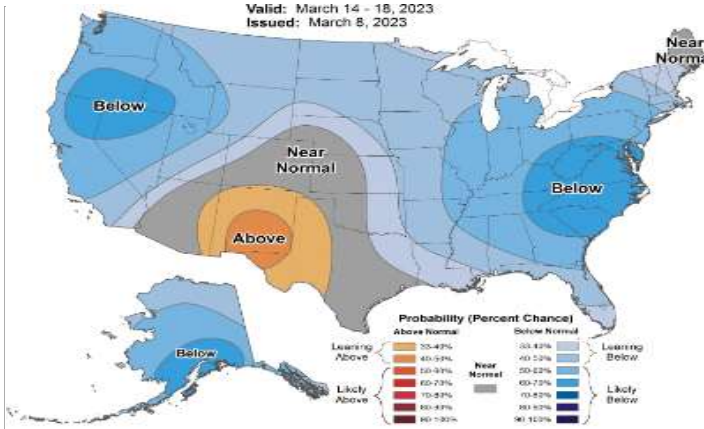
LOW Temperature



WEATHER - 6 - 10 DAY OUTLOOK - NOAA

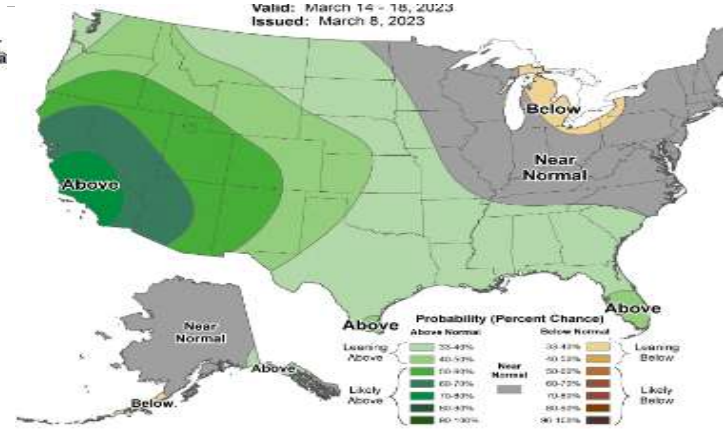
Temperature

Valid: March 14 - 18, 2023
Issued: March 8, 2023



Precipitation

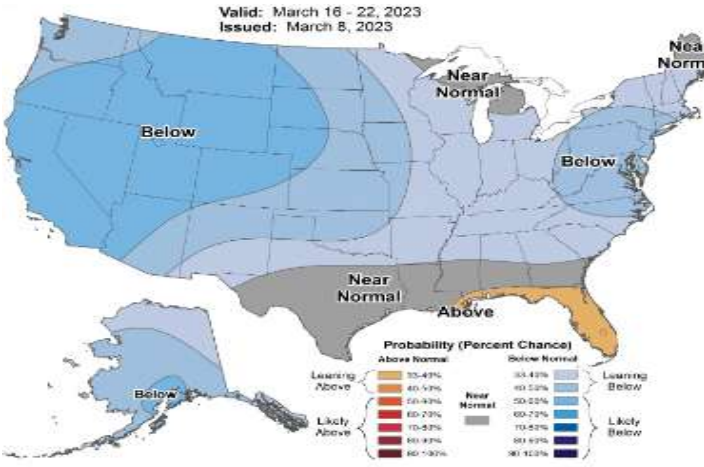
Valid: March 14 - 18, 2023
Issued: March 8, 2023



WEATHER - 8 - 14 DAY OUTLOOK - NOAA

Temperature

Valid: March 16 - 22, 2023
Issued: March 8, 2023



Precipitation

Valid: March 16 - 22, 2023
Issued: March 8, 2023

