

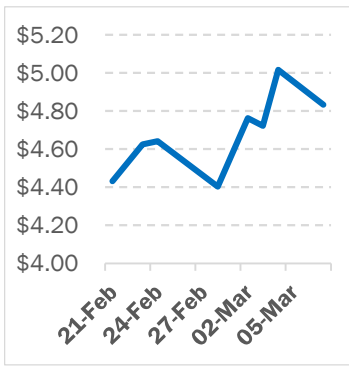
NATURAL GAS



NEWS

Tuesday, March 8, 2022

**Last Week's Prompt
NYMEX**



NYMEX NG Futures

Month	Close	Change
Apr-22	4.833	(0.183)
May-22	4.858	(0.178)
Jun-22	4.901	(0.170)
Jul-22	4.952	(0.161)
Aug-22	4.962	(0.157)
Sep-22	4.943	(0.156)
Oct-22	4.961	(0.157)
Nov-22	5.037	(0.147)
Dec-22	5.186	(0.137)
Jan-23	5.28	(0.134)
Feb-23	5.095	(0.129)
Mar-23	4.639	(0.112)
Apr-23	3.611	(0.053)
May-23	3.515	(0.042)
Jun-23	3.552	(0.039)
Jul-23	3.595	(0.037)
Aug-23	3.611	(0.034)
Sep-23	3.601	(0.033)
Oct-23	3.637	(0.031)
Nov-23	3.751	(0.023)
Dec-23	3.967	(0.013)
Jan-24	4.103	(0.010)
Feb-24	3.983	(0.002)
Mar-24	3.716	0.008
1 YR STRIP	4.9706	(0.152)
2021	4.9309	(0.164)

IN THE NEWS

Gas supply concerns in Europe put US at center stage..

These are pretty scary times for the world right now as Russia continues its war with Ukraine, sending oil prices to shocking levels. The price for a barrel of oil jumped to over \$118 on Thursday, the highest level since 2014. So far this year, Brent-crude futures are up 43%, compared to the Dow Jones Industrial Average's, the S&P 500's and the NASDAQ's 8%, 10% and 19% respective fall over the same timeframe. Russia is one of the world's largest oil and gas exporters, but refiners and traders around the world have stopped buying Russian oil, despite the fact that the U.S. government and its allies in NATO haven't blocked Russian oil sales yet. Still, only about 10% of Russia's oil exports have been impacted, according to Reuters. In President Biden's State of the Union address on Wednesday, he announced the U.S. wo... For more info go to <https://bit.ly/3MvMOKR>

U.S. natgas falls over 3% on lower demand forecasts...

Europe may have dodged the bullet of gas outages for this winter, but surging prices for natural gas in Europe is quickly becoming a worrisome signal for the EU economy. The front month gas price at the Dutch TTF hub, the benchmark gas price for Europe, has doubled just this week alone, and now sits at \$204.32 per MWh as Russian gas supply fears continue to grip the market. On Thursday, prices were trading at \$221 per MWh, which was a new all-time high. The higher prices come not only as Russia invades Ukraine, but after reports that the flow of Russian gas through the Yamal pipeline had stopped, and as pressures mount on world governments to cease all energy trading with Moscow in light of the invasion. For Europe, who has lived through a year of high energy prices, the new heights to whi... For more info go to <https://bit.ly/3MAZXHB>

U.S. Companies Say They Are Monitoring Impact of...

United States legislators are looking to hit Russia where it really hurts: its energy sector, which makes up nearly 30% of its economy. The Severing Putin's Immense Gains from Oil Transfers — or SPIGOT — Act, a bill introduced Tuesday by Bay State U.S. Sen. Ed Markey, calls for a ban on all Russian crude oil and petroleum products and to "conclusively lift the veil" on the Russian fuel industry. The Ban Russian Energy Imports Act, introduced Thursday by U.S. Sens. Joe Manchin, D-West Virginia, and Lisa Murkowski, R-Alaska, would go even further than Markey's bill by banning all Russian energy imports — a move that could put eyes on Massachusetts, home to the Everett Marine Terminal on Boston Harbor, where 60% of the nation's liquified natural gas was imported in 2020, according to the U.S. Energy Information Admin... For more info go to <https://bit.ly/3hznV7B>

**Prompt Natural Gas (NG)
Daily Sentiment**

BULLISH



RESISTANCE
5.084 & 5.336
SUPPORT
4.681 & 4.53

NATURAL GAS

Futures	Close
NG	\$4.833
Volume	81,240
Open Int.	116,340

Contact Us



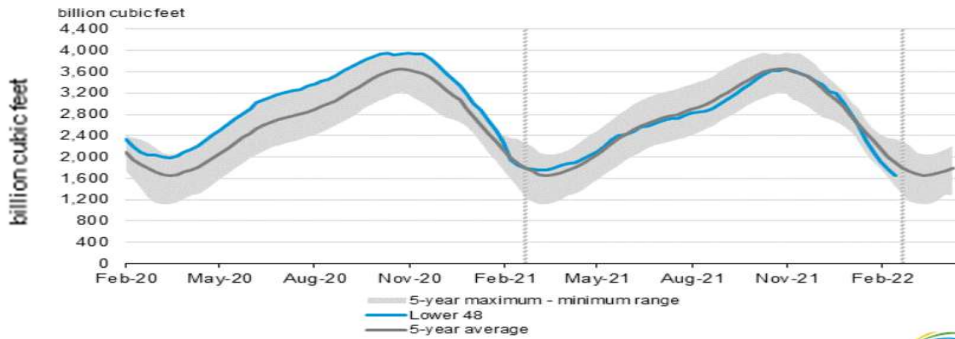
Mansfield Energy Corp
1025 Airport Pkwy
Gainesville, GA 30501
www.mansfield.energy

info@mansfieldoil.com
Phone: (800) 695 - 6626

NATURAL GAS NEWS



WEEKLY GAS IN UNDERGROUND STORAGE WITH 5-YR RANGE



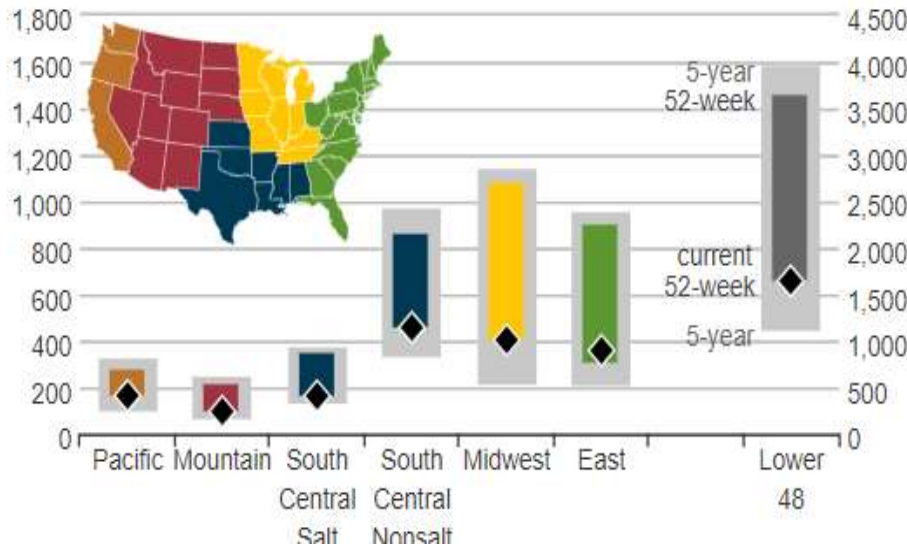
for week ending February 25, 2022 | Released: March 03, 2022 | Next Release: March 10, 2022

EIA Weekly Storage Actual and Surveys for February 25, 2022

Released March 03, 2022

Range	-137 to -150
S&P Platts	-137
NGI	-91
Investing.com	-139

UNDERGROUND WORKING NAT GAS STORAGE AS OF 02/25/2022



Total Working Gas In Storage

-1643 BCF

- 139 BCF (LAST WEEK)
- 226 BCF (LAST YEAR)
- 255 BCF (5-YEAR AVG)

U.S. Natural Gas Supply Gas Week 02/24 - 03/02

Average Daily Values (BCF/D):

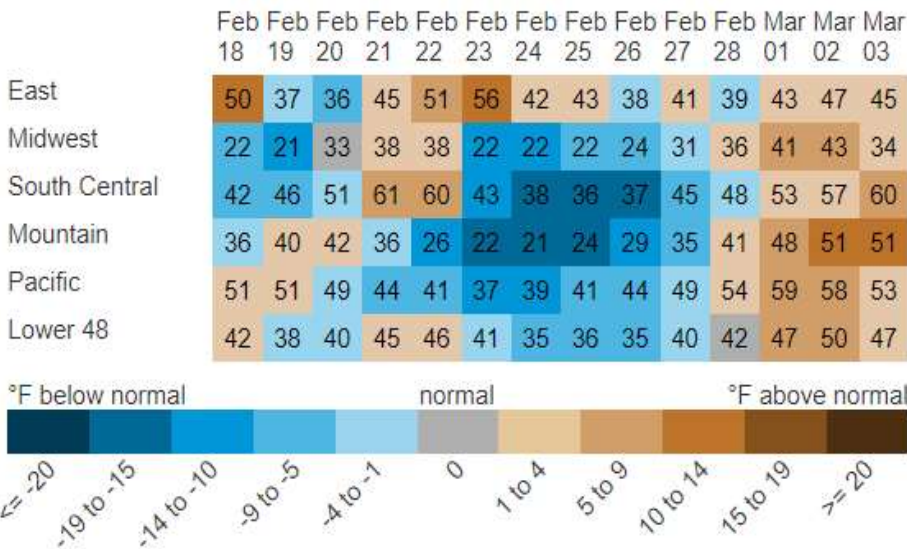
<u>Last Year (BCF/d)</u>	
Dry Production -	91.8
Total Supply -	96.8

Last Week (BCF/d)

Dry Production -	94.6
Total Supply -	100.5

[Next Report: March 10]

REGIONAL AVG TEMPERATURES AND DEPARTURE FROM NORMAL



U.S. Natural Gas Supply Gas Week -

Average Daily Values (BCF/D):

<u>Last Year (BCF/d)</u>	
Dry Production -	24.8
Total Supply -	101.6

Last Week (BCF/d)

Dry Production -	27.4
Total Supply -	115.9

[Next Report: March 10]

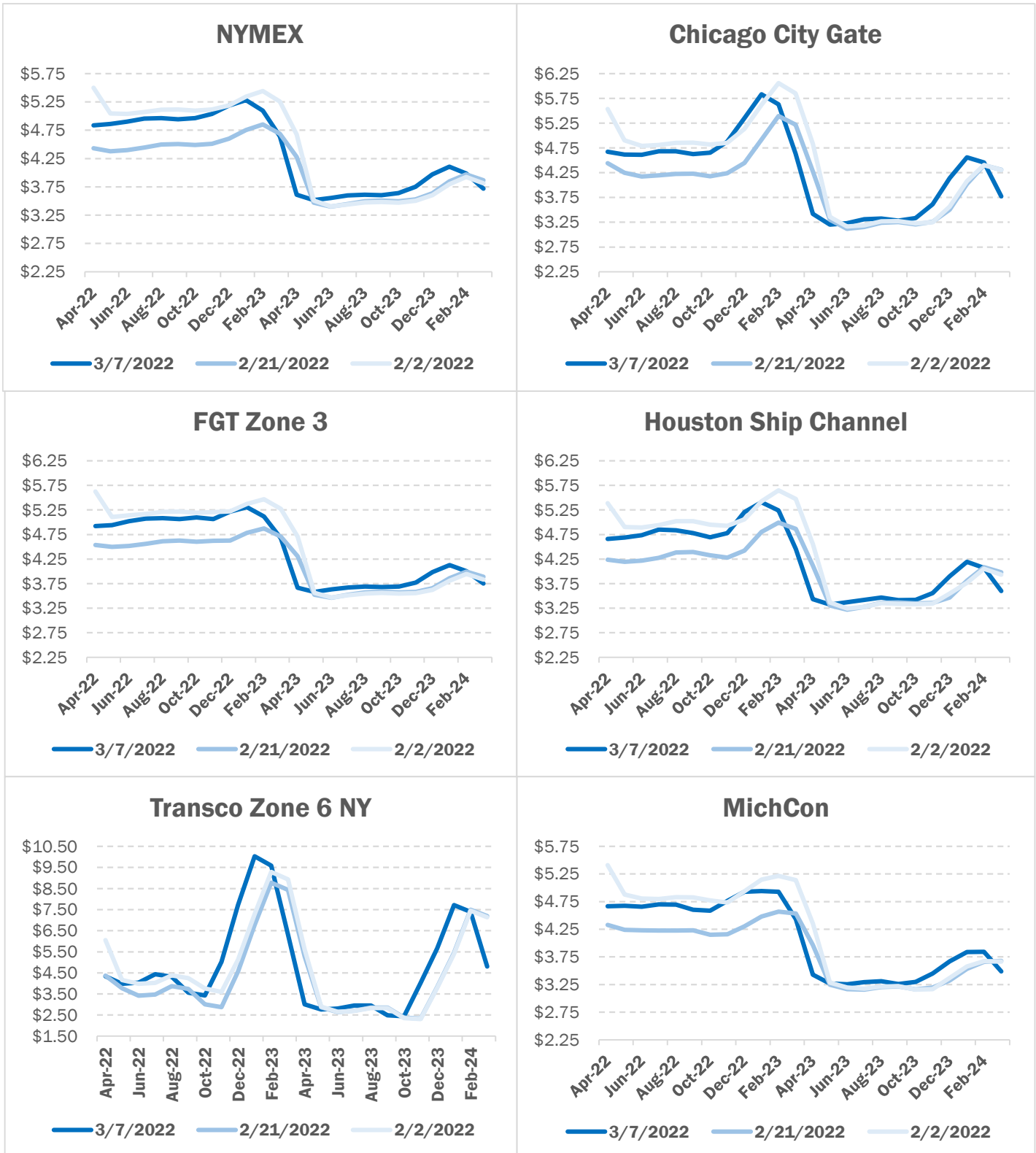
[For week ending February 18]

-125

NATURAL GAS NEWS



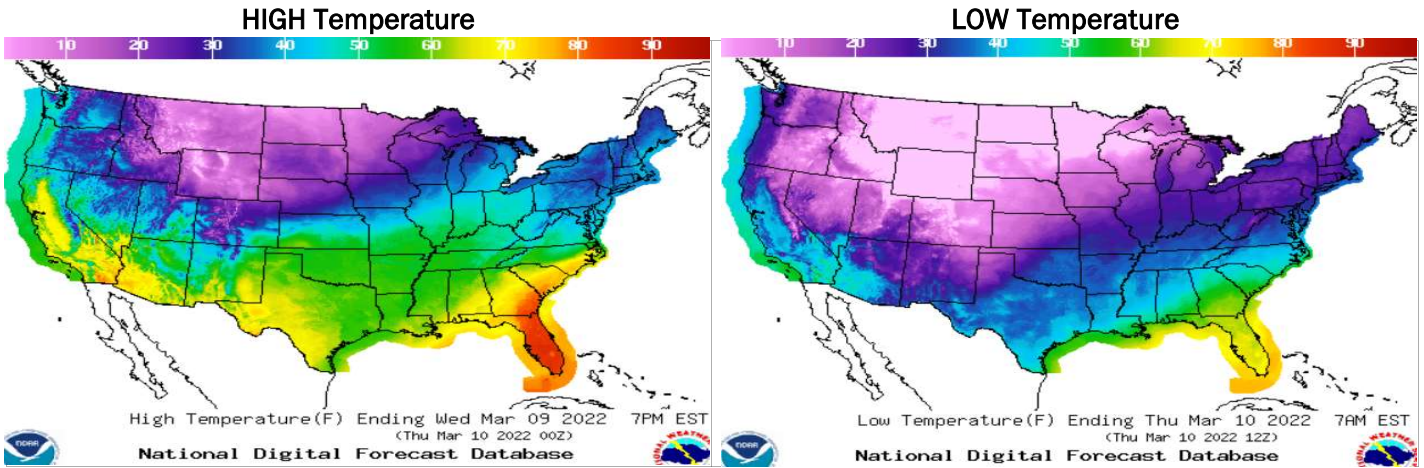
NATURAL GAS BASIS FUTURES



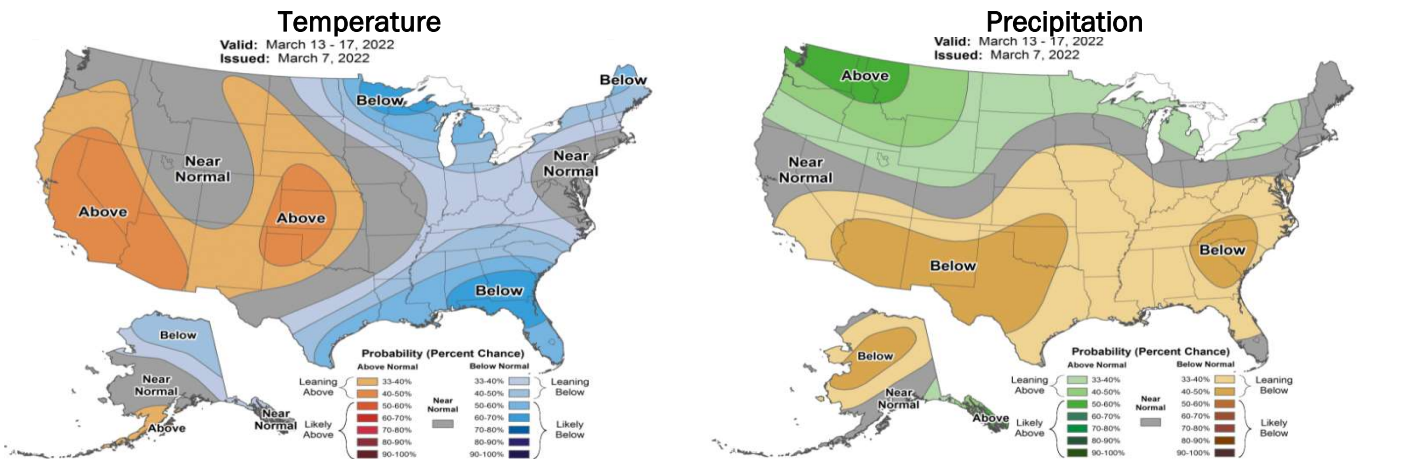
NATURAL GAS NEWS



WEATHER - HIGH / LOW TEMPERATURE - TOMORROW



WEATHER - 6 - 10 DAY OUTLOOK - NOAA



WEATHER - 8 - 14 DAY OUTLOOK - NOAA

