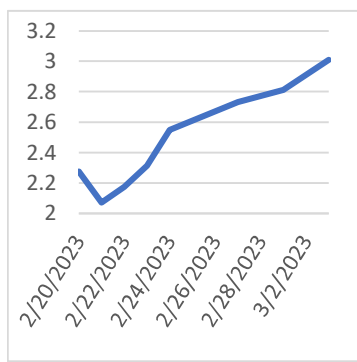


Tuesday, March 7, 2023

Last Week's Prompt NYMEX



NYMEX NG Futures

Month	Close	Change
Apr-23	3.009	0.198
May-23	3.141	0.198
Jun-23	3.323	0.197
Jul-23	3.485	0.186
Aug-23	3.527	0.186
Sep-23	3.485	0.184
Oct-23	3.56	0.180
Nov-23	3.908	0.168
Dec-23	4.259	0.147
Jan-24	4.434	0.133
Feb-24	4.309	0.134
Mar-24	3.939	0.143
Apr-24	3.563	0.142
May-24	3.535	0.141
Jun-24	3.646	0.147
Jul-24	3.753	0.157
Aug-24	3.784	0.157
Sep-24	3.737	0.155
Oct-24	3.806	0.153
Nov-24	4.124	0.145
Dec-24	4.505	0.131
Jan-25	4.748	0.115
Feb-25	4.589	0.105
Mar-25	4.182	0.100
1 YR STRIP	3.6983	0.171
2023	3.7444	0.167

IN THE NEWS

Energy crisis: European gas storage levels at record highs

Energy costs could come down as European gas storage facilities are expected to end the winter season at a record of more than 50% full. Modelling done by energy consultancy Cornwall Insight suggests gas supplies are secure after concerns of shortages following Russia's invasion of Ukraine. Fuller storage units mean less future demand for gas, which can bring down prices. Storage facilities across Europe will end winter between 45% and 61% full - an average of 55% capacity - bypassing the previous end of winter record of 54% in 2020. Following the start of the conflict in Ukraine, European countries raced to reduce their reliance on Russian gas, which pushed up prices and led to concerns about energy supplies in winter 2022 to 2023. Having a greater amount of gas in storage means more is ready for winter 2023-2024... For more info go to <https://yhoo.it/3SWtezk>

US natgas up 3% to 5-week high on record LNG feedgas

U.S. natural gas futures rose about 3% to a five-week high on Friday, with the amount of gas flowing to U.S. liquefied natural gas (LNG) export plants set to hit a daily record high and on forecasts for colder weather and higher heating demand in two weeks than previously expected. The amount of gas flowing to LNG export plants was on track to hit a daily record high as Freeport LNG's facility in Texas keeps pulling in more of the fuel after exiting an eight-month outage in February. The plant shut after a fire in June 2022. Front-month gas futures for April delivery were up 6.9 cents, or 2.5%, to \$2.834 per million British thermal units at 8:23 a.m. EST (1323 GMT), putting the contract on track for its highest close since Jan. 27. For the week, the front-month was up about 16%, which would... For more info go to <https://yhoo.it/3ZMDcGo>

US natgas up 2% on colder forecasts, record gas flows to

U.S. natural gas futures rose about 2% on Tuesday, after plunging 15% in the prior session, on forecasts for more cold weather over the next two weeks than previously expected and record gas flows to liquefied natural gas (LNG) export plants after Freeport LNG's plant in Texas exited an outage. That price rise came despite a increase in gas output so far this month and forecasts for less demand over the next two weeks than previously expected because most of the cold is not coming until mid March. Front-month gas futures NGc1 for April delivery rose 5.8 cents, or 2.3%, to \$2.630 per million British thermal units (mmBtu) at 8:04 a.m. EST (1304 GMT). The market has been extremely volatile in recent weeks as traders bet on the latest weather forecasts.... For more info go to <https://bit.ly/3lVXvdJ>

Prompt Natural Gas (NG) Daily Sentiment

BEARISH



RESISTANCE
2.757 & 2.943
SUPPORT
2.459 & 2.347

NATURAL GAS

Futures	Close
NG	\$3.009
Volume	51,421
Open Int.	192,699

Contact Us



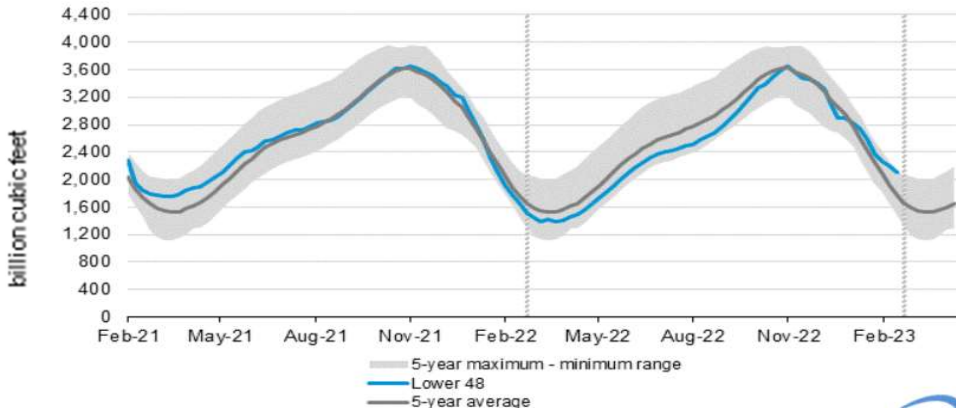
Mansfield Energy Corp
1025 Airport Pkwy
Gainesville, GA 30501
www.mansfield.energy

info@mansfieldoil.com
Phone: (800) 695 - 6626

NATURAL GAS NEWS



WEEKLY GAS IN UNDERGROUND STORAGE WITH 5-YR RANGE



for week ending February 10, 2023 | Released: February 16, 2023 | Next Release: February 23, 2023

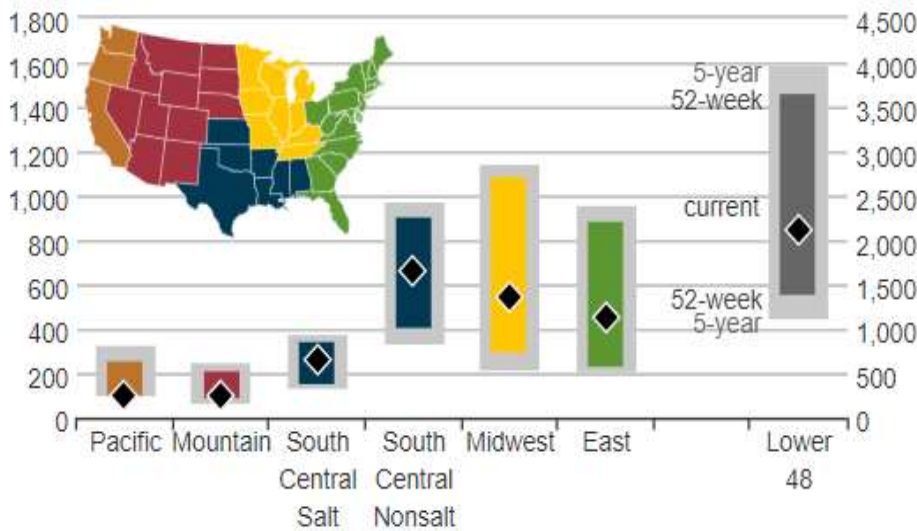
EIA Weekly Storage Actual and Surveys for

February 10, 2023

Released February 16, 2023

Investing.com -75

UNDERGROUND WORKING NAT GAS STORAGE AS OF 02/24/2023



Total Working Gas In Storage

2114 BCF

-81 BCF (LAST WEEK)

451 BCF (LAST YEAR)

342 BCF (5-YEAR AVG)

U.S. Natural Gas Supply

Gas Week -

Average Daily Values (BCF/D):

Last Year (BCF/d)

Dry Production - 93.8

Total Supply - 100.0

Last Week (BCF/d)

Dry Production - 100.5

Total Supply - 105.2

[Next Report: March 09]

U.S. Natural Gas Demand

Gas Week -

Average Daily Values (BCF/D):

Last Year (BCF/d)

Power - 31.1

Total Demand - 127.5

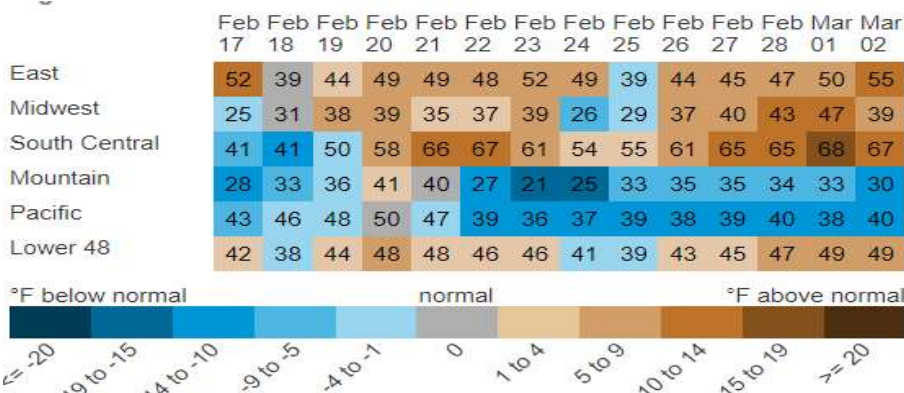
Last Week (BCF/d)

Power - 29.9

Total Demand - 114.1

[Next Report: March 09]

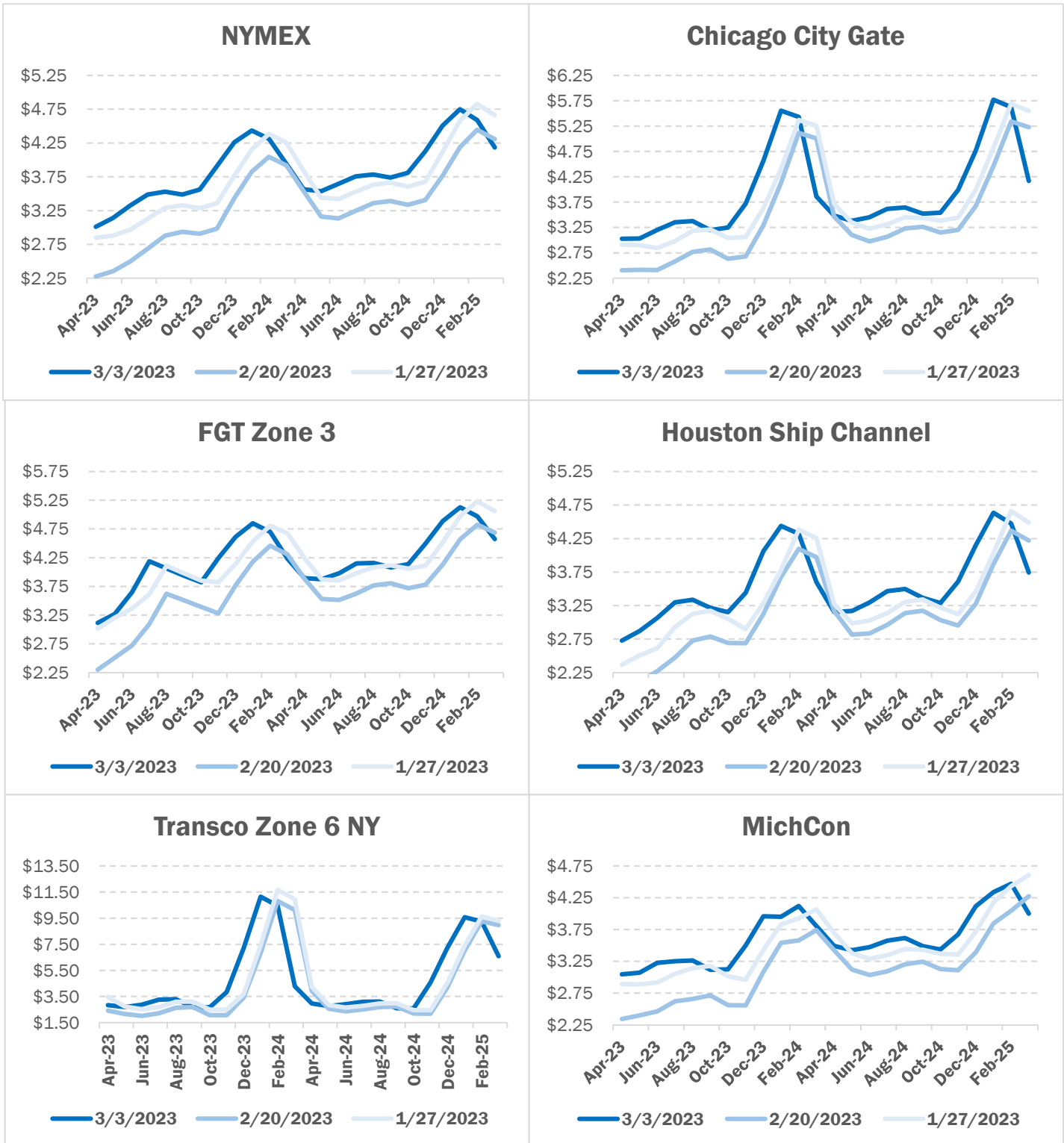
REGIONAL AVG TEMPERATURES AND DEPARTURE FROM NORMAL



NATURAL GAS NEWS

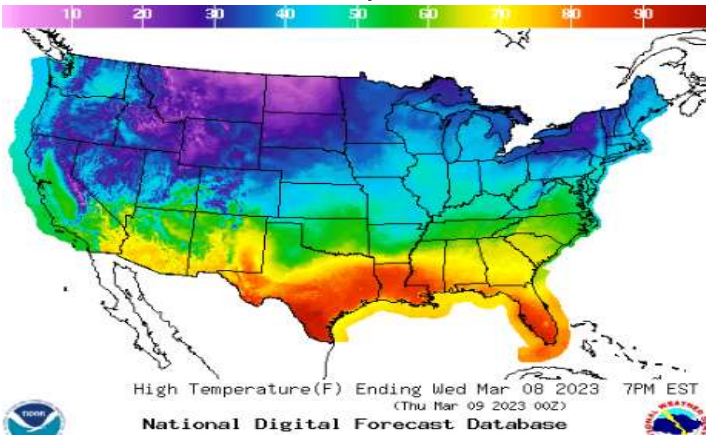


NATURAL GAS BASIS FUTURES

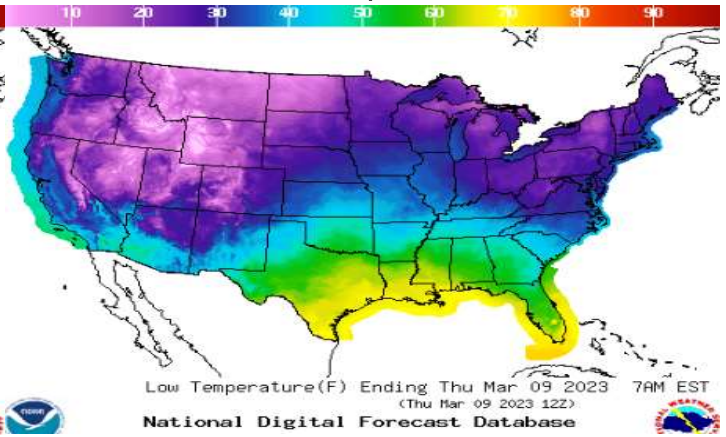


WEATHER - HIGH / LOW TEMPERATURE - TOMORROW

HIGH Temperature

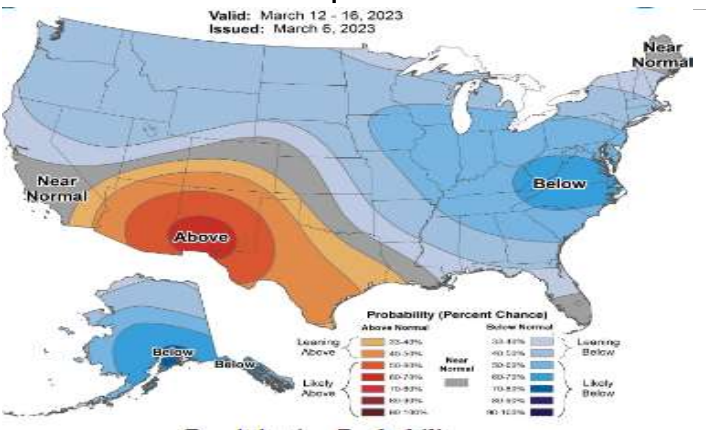


LOW Temperature

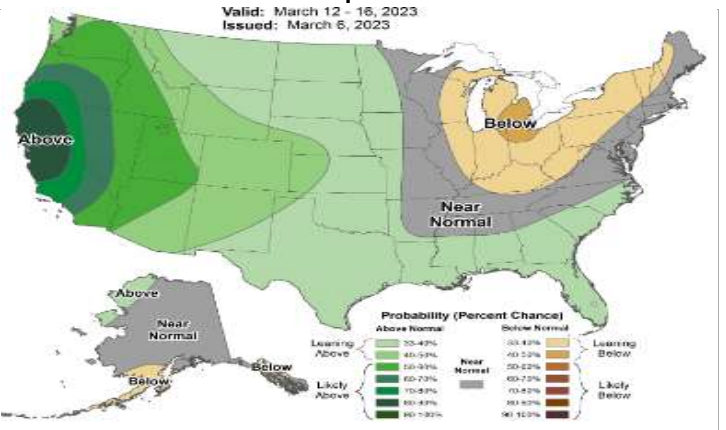


WEATHER - 6 - 10 DAY OUTLOOK - NOAA

Temperature

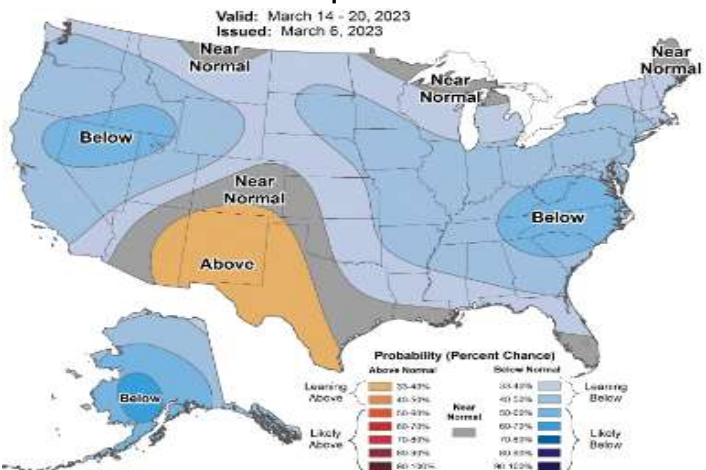


Precipitation



WEATHER - 8 - 14 DAY OUTLOOK - NOAA

Temperature



Precipitation

