

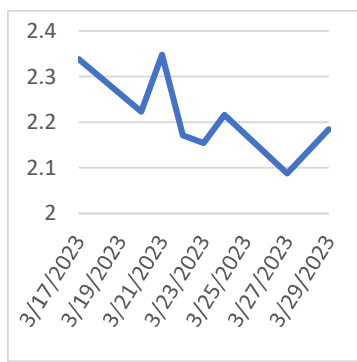
NATURAL GAS



NEWS

Thursday, March 30, 2023

Last Week's Prompt NYMEX



NYMEX NG Futures

| Month | Close | Change |
|------------|--------|---------|
| May-23 | 2.184 | 0.096 |
| Jun-23 | 2.448 | 0.233 |
| Jul-23 | 2.726 | 0.268 |
| Aug-23 | 2.78 | 0.054 |
| Sep-23 | 2.751 | (0.021) |
| Oct-23 | 2.845 | 0.109 |
| Nov-23 | 3.222 | 0.389 |
| Dec-23 | 3.693 | 0.476 |
| Jan-24 | 3.895 | 0.204 |
| Feb-24 | 3.786 | (0.101) |
| Mar-24 | 3.474 | (0.308) |
| Apr-24 | 3.192 | (0.289) |
| May-24 | 3.194 | (0.009) |
| Jun-24 | 3.351 | 0.147 |
| Jul-24 | 3.5 | 0.135 |
| Aug-24 | 3.534 | 0.014 |
| Sep-24 | 3.492 | (0.064) |
| Oct-24 | 3.565 | 0.050 |
| Nov-24 | 3.916 | 0.326 |
| Dec-24 | 4.354 | 0.404 |
| Jan-25 | 4.636 | 0.229 |
| Feb-25 | 4.513 | (0.167) |
| Mar-25 | 4.171 | (0.397) |
| Apr-25 | 3.778 | (0.431) |
| 1 YR STRIP | 3.083 | 0.093 |
| 2023 | 3.1672 | 0.084 |

IN THE NEWS

US natgas flows to Freeport LNG export plant in Texas rise - Refinitiv

The amount of natural gas flowing to U.S. liquefied natural gas (LNG) company Freeport LNG's export plant in Texas was on track to hit its highest on Wednesday since shutting in June 2022, according to data provider Refinitiv. The plant has been slowly pulling in more feedgas since it exited an eight-month outage in February. Gas flows to Freeport LNG were on track to rise to 1.8 billion cubic feet per day (bcfd) on Wednesday, up from 1.6 bcfd on Tuesday. Energy traders said gas flows at that level likely signal Freeport LNG started the third of three liquefaction trains at the plant. Liquefaction trains turn gas into LNG for export. Freeport LNG had no comment on the increase in gas flows to the plant. When operating at full power, Freeport LNG can turn about 2.1 bcfd of gas into LNG. One billion cubic feet of gas ... For more info go to <https://yhoo.it/3ZvaLMC>

China Completes LNG Gas Trade with Chinese Yuan, Ending US Dollar R

In what is a landmark development, China and France have completed an LNG gas trade using the Chinese yuan, thus ending the reliance on the US dollar for energy trades. Moreover, Reuters reported that the transaction involving 65,000 tonnes of LNG from the UAE marked the first yuan-settled LNG trade through the Shanghai Petroleum and Natural Gas Exchange. Chinese National oil company, CNOOC, and France's TotalEnergies completed the transaction on Tuesday, according to reports. Additionally, Energy World reported TotalEnergies confirmed the transaction "involved LNG imported from the UAE but did not comment further." All eyes have been on the state of the US dollar, with reports coming regarding the massive implications of potential de-dollarization. Subsequently, amidst a budding banking cr... For more info go to <https://bit.ly/415z599>

U.S. LNG exports rose 9% in 2022

U.S. exports of LNG rose 9% last year, driven by strong demand in Europe, high international gas prices and growing liquefaction capacity in the U.S. Europe was the largest importer of LNG from the U.S. and saw its volumes climb 141%, or 4.0 Bcf/d, from 2021, a recent report shows. The U.S. exported an average of 10.6 Bcf/d in 2022, according to the latest Natural Gas Monthly from the U.S. Energy Information Administration. U.S. LNG exports to Europe, which includes the European Union plus the United Kingdom, rose in response to natural gas supply challenges in Europe after Russia's pipeline exports fell to 40 year lows, which pushed prices for natural gas in Europe higher than other trading hubs. ... For more info go to <https://bit.ly/3KllkgX>

Prompt Natural Gas (NG) Daily Sentiment

BEARISH



RESISTANCE
2.238 & 2.293
SUPPORT
2.116 & 2.049

NATURAL GAS

| Futures | Close |
|-----------|---------|
| NG | \$2.184 |
| Volume | 11,936 |
| Open Int. | 2,150 |

Contact Us



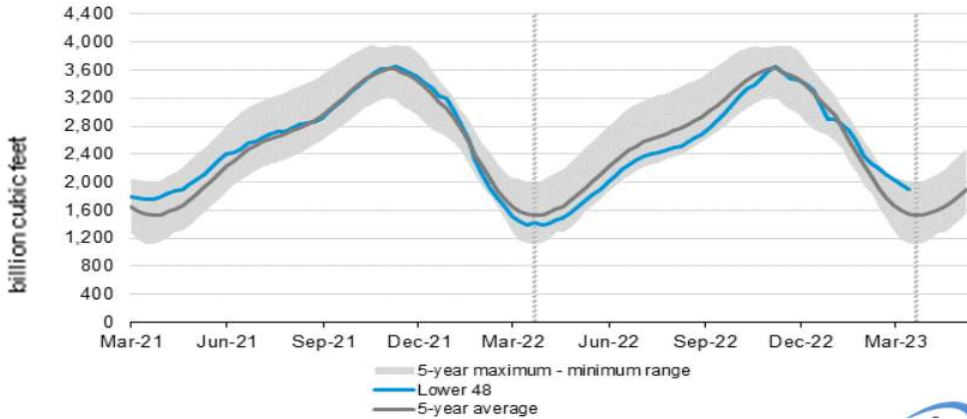
Mansfield Energy Corp
1025 Airport Pkwy
Gainesville, GA 30501
www.mansfield.energy

info@mansfieldoil.com
Phone: (800) 695 - 6626

NATURAL GAS NEWS



WEEKLY GAS IN UNDERGROUND STORAGE WITH 5-YR RANGE



for week ending March 17, 2023 | Released: March 23, 2023 | Next Release: March 30, 2023

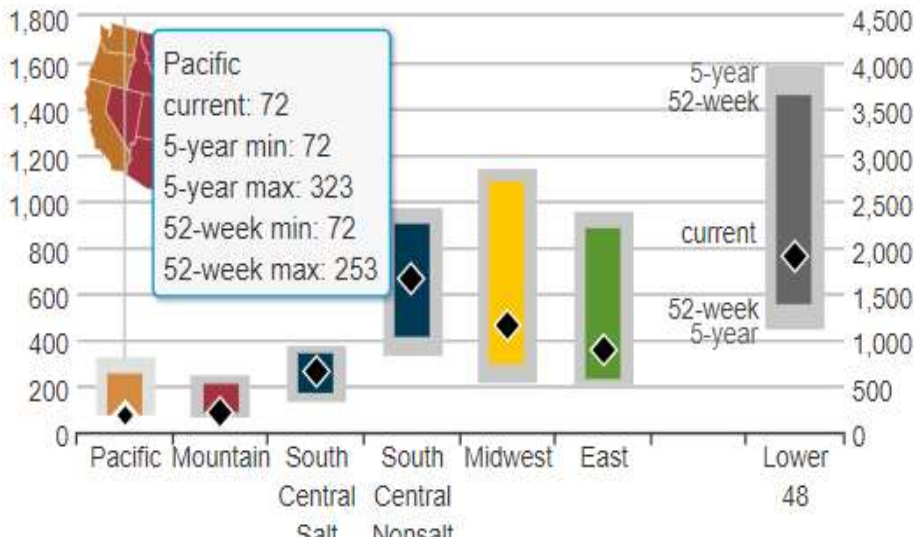
EIA Weekly Storage Actual and Surveys for

March 17, 2023

Released March 23, 2023

| | |
|---------------|------------|
| Range | -55 to -71 |
| S&P Global | -55 |
| Investing.com | -54 |

UNDERGROUND WORKING NAT GAS STORAGE AS OF 03/17/2023



Total Working Gas In Storage

1853 BCF

- 47 BCF (LAST WEEK)
- 442 BCF (LAST YEAR)
- 321 BCF (5-YEAR AVG)

U.S. Natural Gas Supply

Gas Week -

Average Daily Values (BCF/D):

Last Year (BCF/d)

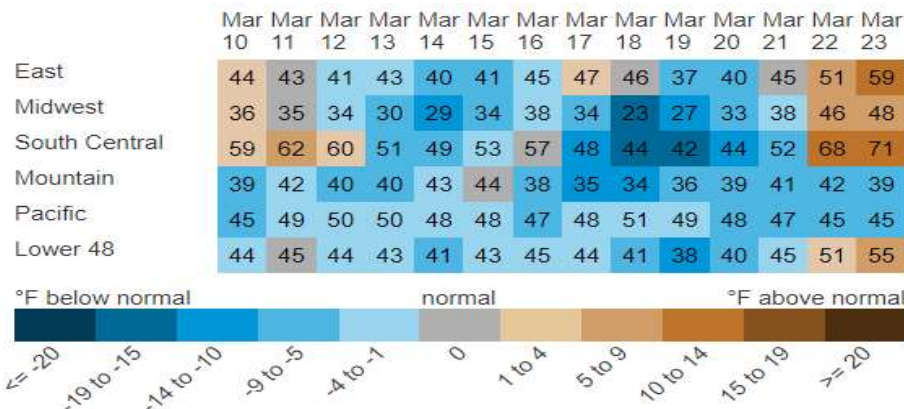
| | |
|------------------|------|
| Dry Production - | 95.0 |
| Total Supply - | 99.4 |

Last Week (BCF/d)

| | |
|------------------|-------|
| Dry Production - | 101.0 |
| Total Supply - | 105.9 |

[Next Report: March 30]

REGIONAL AVG TEMPERATURES AND DEPARTURE FROM NORMAL



U.S. Natural Gas Demand Gas Week -

Average Daily Values (BCF/D):

Last Year (BCF/d)

| | |
|----------------|------|
| Power - | 23.5 |
| Total Demand - | 94.7 |

Last Week (BCF/d)

| | |
|----------------|-------|
| Power - | 30.6 |
| Total Demand - | 115.7 |

[Next Report: March 30]

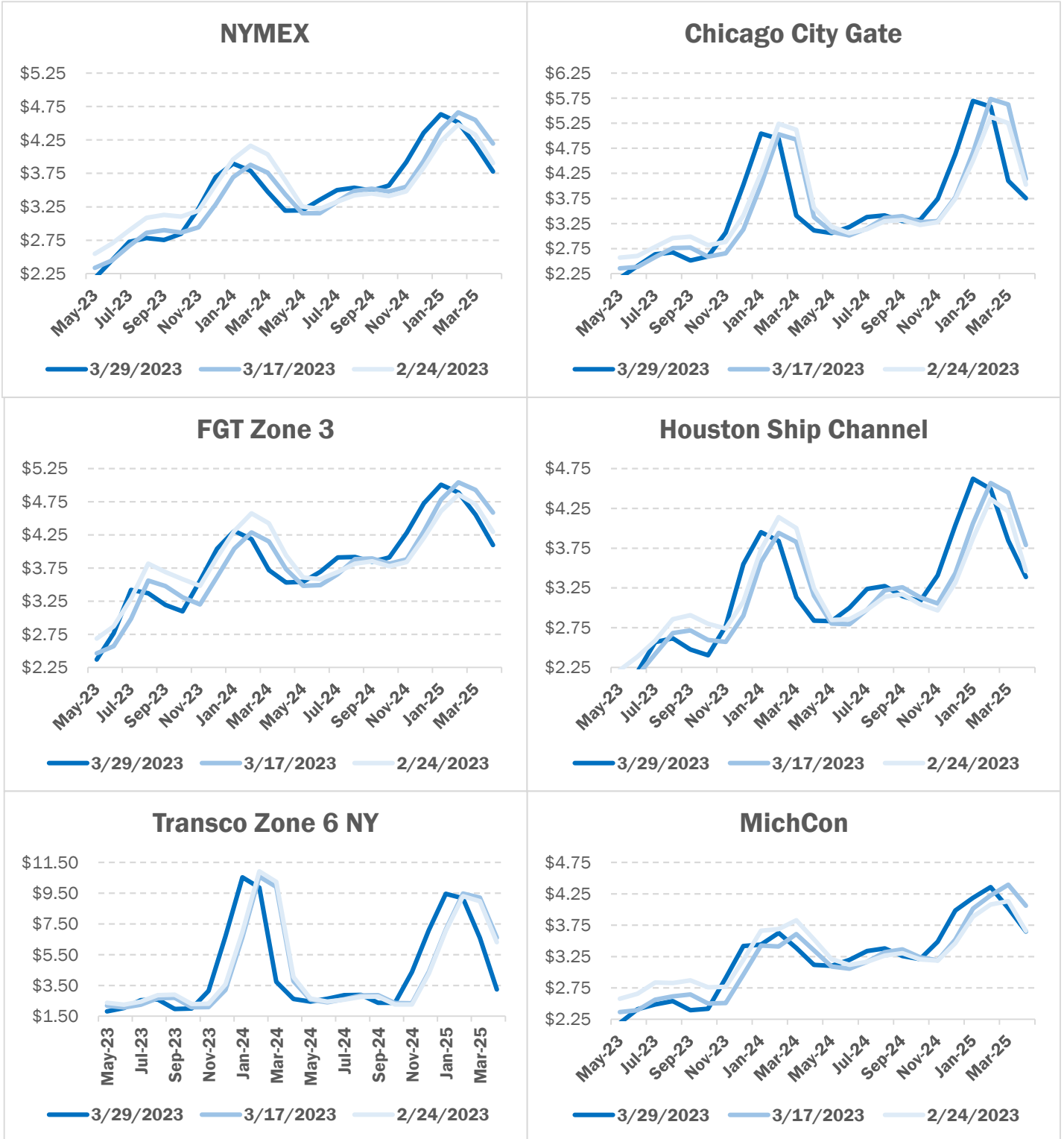
MANSFIELD EIA PREDICTION

-75

NATURAL GAS NEWS

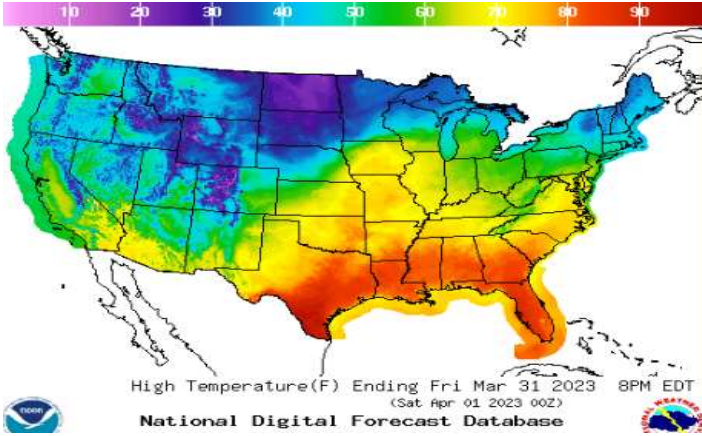


NATURAL GAS BASIS FUTURES

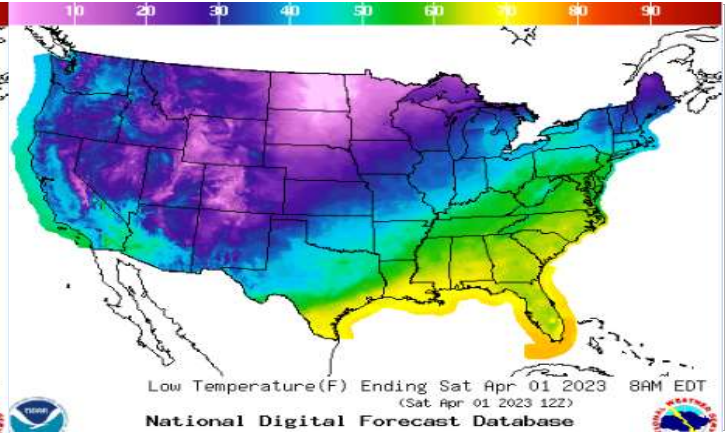


WEATHER - HIGH / LOW TEMPERATURE - TOMORROW

HIGH Temperature

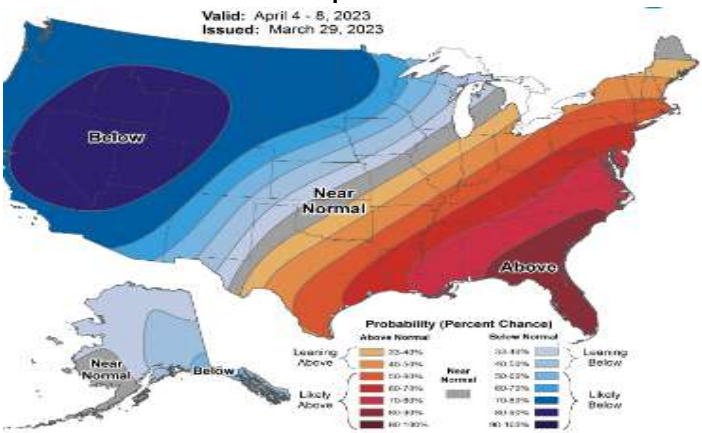


LOW Temperature

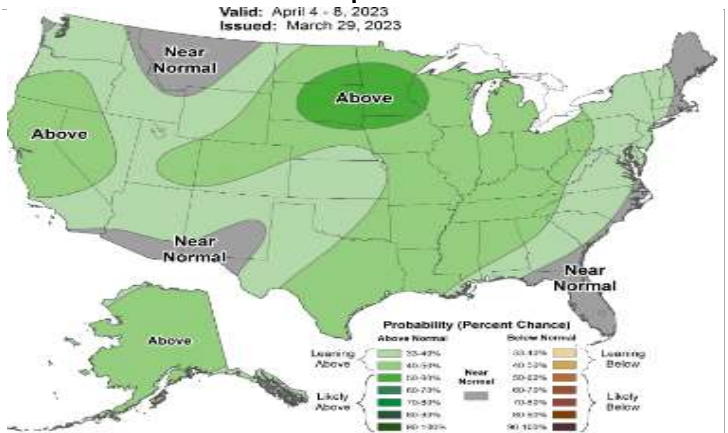


WEATHER - 6 - 10 DAY OUTLOOK - NOAA

Temperature

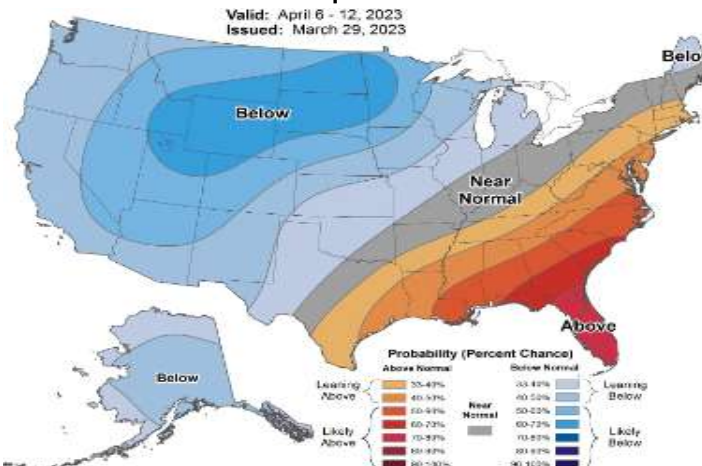


Precipitation



WEATHER - 8 - 14 DAY OUTLOOK - NOAA

Temperature



Precipitation

