

NATURAL GAS



NEWS

Friday, March 25, 2022

Last Week's Prompt NYMEX



NYMEX NG Futures

Month	Close	Change
Apr-22	5.232	0.045
May-22	5.274	0.047
Jun-22	5.316	0.048
Jul-22	5.366	0.050
Aug-22	5.371	0.051
Sep-22	5.35	0.051
Oct-22	5.362	0.052
Nov-22	5.423	0.050
Dec-22	5.562	0.053
Jan-23	5.653	0.053
Feb-23	5.474	0.052
Mar-23	4.925	0.044
Apr-23	3.817	0.032
May-23	3.717	0.038
Jun-23	3.753	0.041
Jul-23	3.797	0.045
Aug-23	3.809	0.043
Sep-23	3.796	0.040
Oct-23	3.828	0.040
Nov-23	3.938	0.039
Dec-23	4.146	0.036
Jan-24	4.281	0.032
Feb-24	4.134	0.030
Mar-24	3.846	0.026
1 YR STRIP	5.359	0.050
2021	5.3368	0.049

IN THE NEWS

U.S. LNG exports set a new record high 2021

U.S. exports of liquefied natural gas (LNG) set another record high in 2021, averaging 9.7 billion cubic feet per day (Bcf/d)—an increase of 3.2 Bcf/d (50%) compared with the prior year, according to recent data from the U.S. Energy Information Administration. The increase in U.S. LNG exports was driven by increased demand in both Europe and Asia (particularly China), as well as by expanding U.S. liquefaction capacity. In 2021, annual utilization of liquefaction capacity at the six U.S. LNG export terminals averaged 102% of nominal capacity and 89% of peak capacity, the EIA reported. U.S. LNG exports to Asia increased by 1.5 Bcf/d, or 51% from the prior year and accounted for the largest share of all U.S. LNG exports at 47% (4.6 Bcf/d). Last year, the United States became the third-largest LNG supplier to Asia, a... For more info go to <https://bit.ly/3Lbp1TN>

U.S. Talks With EU to Help European Supply of LNG...

The European Union and the U.S. are working on an agreement that would aim to ensure a supply of American liquefied natural gas and hydrogen to EU member states as the bloc works toward ending its reliance on Russian energy. Joe Biden and European Commission President Ursula von der Leyen could announce an agreement this week while the U.S. president is in Brussels meeting with NATO, Group of Seven and EU allies, according to a diplomatic correspondence seen by Bloomberg. The agreement would seek to guarantee energy supplies to Europe over the next two years, according to an official familiar with the plans, who asked not to be identified because the talks are private. Biden's national security adviser, Jake Sullivan, said at a briefing Tuesday that the president and European allies will ... For more info go to <https://bloom.bg/3JBF1xX>

U.S. natgas jumps near 6% on cooler forecast, record...

U.S. natural gas futures climbed almost 6% to a near seven-week high on Tuesday on forecasts for cooler weather and higher heating demand next week than previously expected. That price increase also came as global demand for gas to replace Russian fuel after its invasion of Ukraine keeps U.S. liquefied natural gas (LNG) exports near record highs and European gas TRNLTFMc1 prices about six times over U.S. futures. NG/EUO/R U.S. front-month gas futures NGc1 rose 28.7 cents, or 5.9%, to settle at \$5.187 per million British thermal units (mmBtu), their highest close since Feb. 2. The U.S. market remains mostly shielded from much higher global prices - European gas traded around \$31 per mmBtu on Tuesday - because the United States has all the fuel it needs for domestic use, and the... For more info go to <https://bit.ly/37NhEna>

Prompt Natural Gas (NG) Daily Sentiment

BULLISH



RESISTANCE
5.38 & 5.487
SUPPORT
5.151 & 5.029

NATURAL GAS

Futures	Close
NG	\$5.232
Volume	22,454
Open Int.	28,764

Contact Us



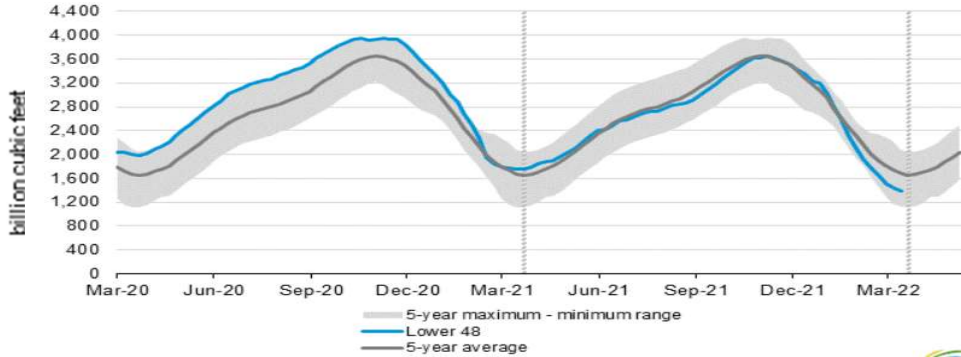
Mansfield Energy Corp
1025 Airport Pkwy
Gainesville, GA 30501
www.mansfield.energy

info@mansfieldoil.com
Phone: (800) 695 - 6626

NATURAL GAS NEWS



WEEKLY GAS IN UNDERGROUND STORAGE WITH 5-YR RANGE



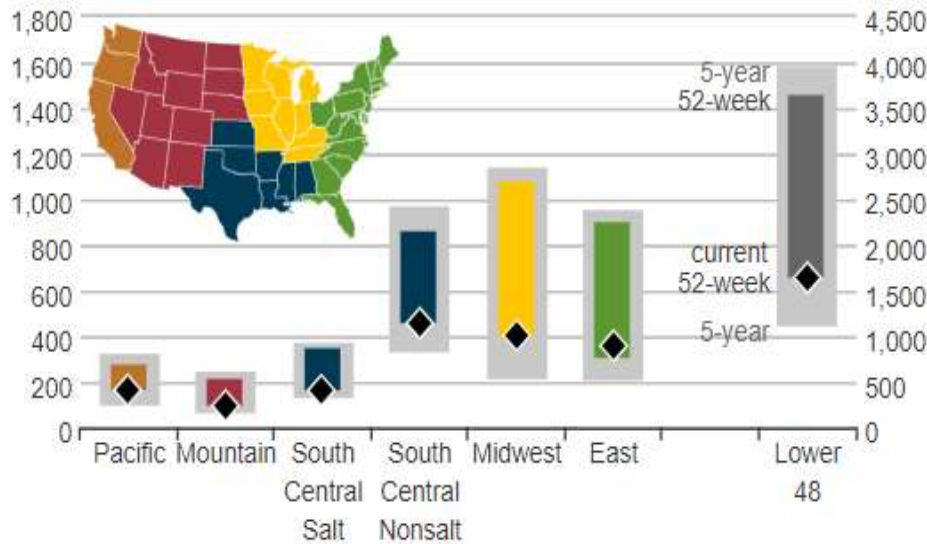
for week ending March 18, 2022 | Released: March 24, 2022 | Next Release: March 31, 2022

EIA Weekly Storage Actual and Surveys for March 18, 2022

Released March 24, 2022

Range	-62 to -96
S&P Platts	-62
Investing.com	-79

UNDERGROUND WORKING NAT GAS STORAGE AS OF 03/11/2022



Total Working Gas In Storage

1386 BCF

- 51 BCF (LAST WEEK)
- 366 BCF (LAST YEAR)
- 293 BCF (5-YEAR AVG)

U.S. Natural Gas Supply Gas Week 03/10 - 03/16

Average Daily Values (BCF/D):

Last Year (BCF/d)

Dry Production - 91.3

Total Supply - 95.8

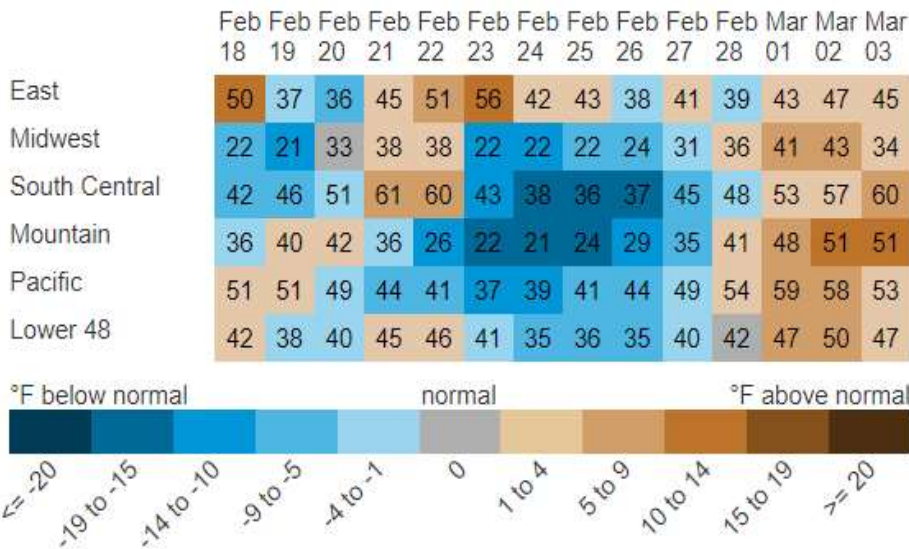
Last Week (BCF/d)

Dry Production - 94.0

Total Supply - 99.0

[Next Report: March 24]

REGIONAL AVG TEMPERATURES AND DEPARTURE FROM NORMAL



U.S. Natural Gas Supply Gas Week 03/10 - 03/16

Average Daily Values (BCF/D):

Last Year (BCF/d)

Dry Production - 24.8

Total Supply - 101.6

Last Week (BCF/d)

Dry Production - 27.4

Total Supply - 115.9

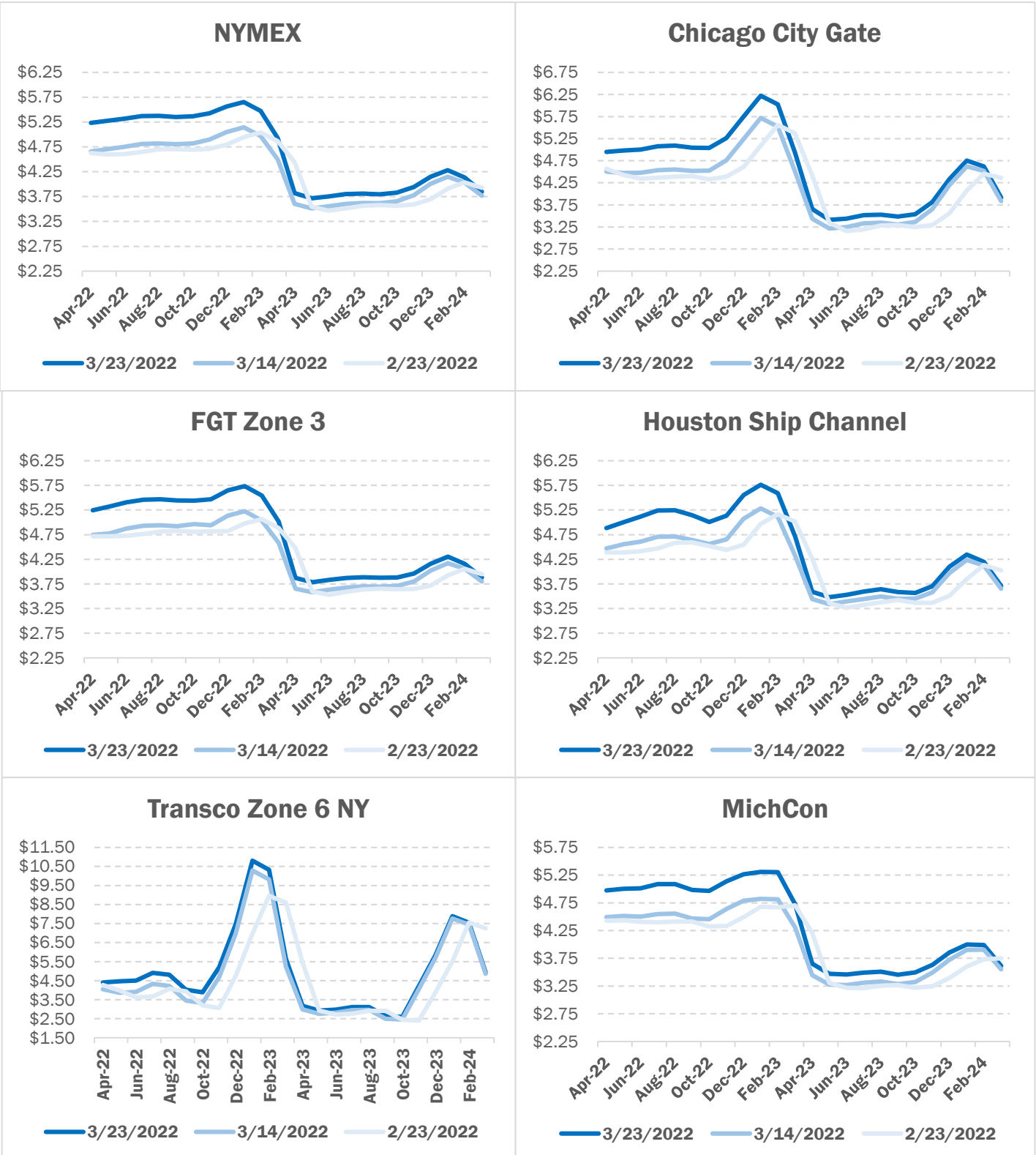
[Next Report: March 24]

[For week ending March 25]

NATURAL GAS NEWS



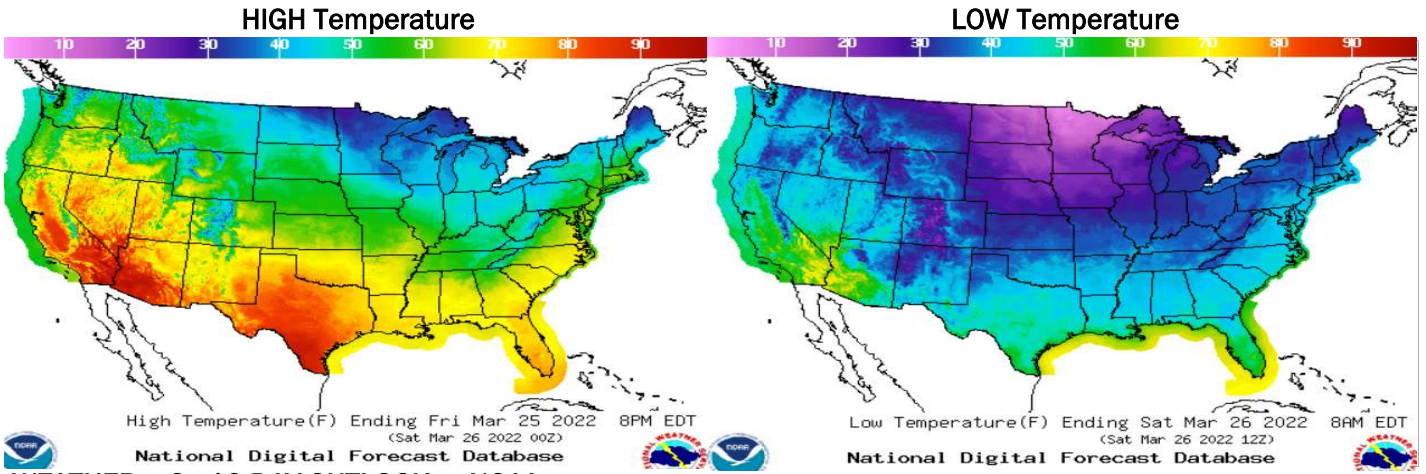
NATURAL GAS BASIS FUTURES



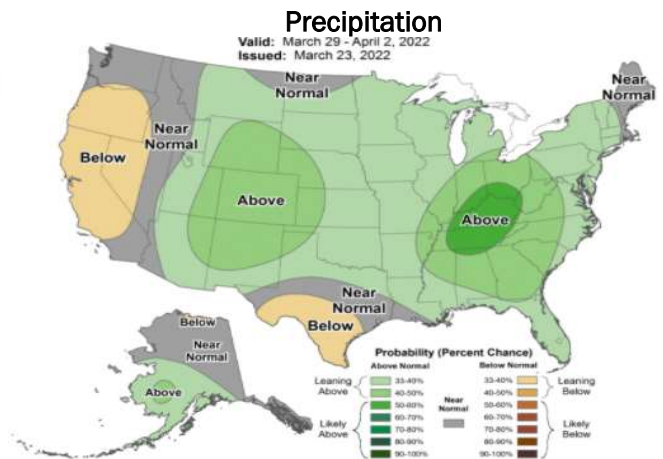
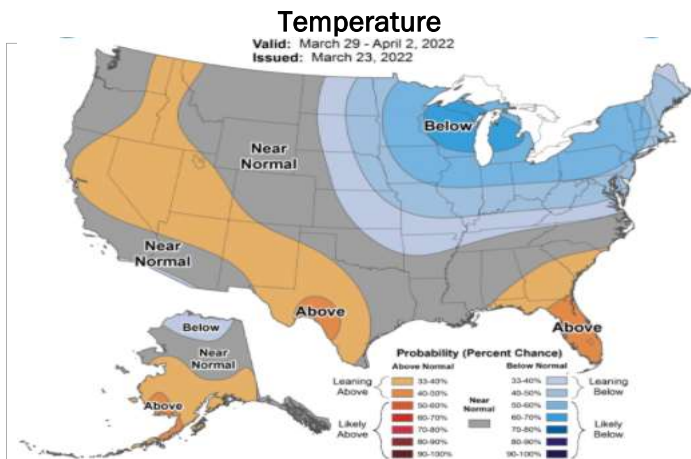
NATURAL GAS NEWS



WEATHER - HIGH / LOW TEMPERATURE - TOMORROW



WEATHER - 6 - 10 DAY OUTLOOK - NOAA



WEATHER - 8 - 14 DAY OUTLOOK - NOAA

