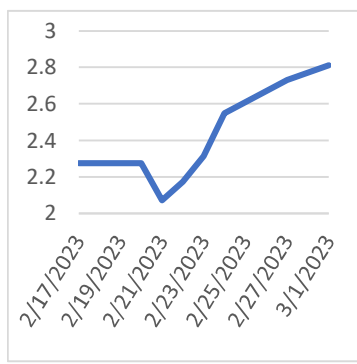


Thursday, March 2, 2023

**Last Week's Prompt
NYMEX**



NYMEX NG Futures

Month	Close	Change
Apr-23	2.811	0.080
May-23	2.943	0.090
Jun-23	3.126	0.102
Jul-23	3.299	0.104
Aug-23	3.341	0.104
Sep-23	3.301	0.094
Oct-23	3.38	0.093
Nov-23	3.74	0.084
Dec-23	4.112	0.095
Jan-24	4.301	0.090
Feb-24	4.175	0.098
Mar-24	3.796	0.109
Apr-24	3.421	0.132
May-24	3.394	0.143
Jun-24	3.499	0.142
Jul-24	3.596	0.141
Aug-24	3.627	0.143
Sep-24	3.582	0.139
Oct-24	3.653	0.139
Nov-24	3.979	0.120
Dec-24	4.374	0.127
Jan-25	4.633	0.128
Feb-25	4.484	0.129
Mar-25	4.082	0.137
1 YR STRIP 2023	3.5271 3.5779	0.095 0.100

IN THE NEWS

EU Energy Crisis May Lead To \$100 Billion In New U.S. LNG

Developers of U.S. LNG export facilities could launch \$100 billion worth of new plants over the next five years as high prices and the need for energy security create strong momentum for long-term LNG demand and contracts. The United States is set to overtake Qatar and Australia as the world's top LNG exporter this year after Freeport LNG resumes operations in the spring, energy consultancy Wood Mackenzie said in a recent report.

U.S. LNG exports could reach 89 million metric tons per annum (mtpa) in 2023, according to WoodMac. "However, it won't stop there," the consultancy said, noting that U.S. capacity could jump by the end of this decade, potentially doubling American LNG exports. The energy crisis and the need for energy security—especially among European buyers after the Russian invasion of Ukraine—a... For more info go to <https://bit.ly/3EPTaHs>

US natgas futures rise 2% to one-month high again on colder

U.S. natural gas futures hit a one-month high on Monday on forecasts for colder weather next week and a rise in LNG exports. Natural Gas futures had risen by 6.48% as of 3:40 p.m. ET on Monday to \$2.710, as U.S. LNG exports reached 12.8 bcf/d so far this month, up from 12.3 bcf/d last month. The monthly record for U.S. LNG exports was reached in March 2022, when the United States exported 12.9 bcf/d. NGc1 for April delivery rose 13.4 cents U.S. natural gas futures rose about 2% to a fresh one-month high on Wednesday on afternoon forecasts calling for colder weather and higher heating demand next week than previously expected. That price rise also came with a monthly drop in gas output in February and an increase in the amount of gas flowing to liquefied natural gas (LNG) export plants to n... For more info go to <https://yhoo.it/3KLN66Q>

Freeport LNG likely restarts 2nd liquefaction train at Texas

Freeport LNG's export plant in Texas was on track to pull in about 1.2 billion cubic feet per day (bcfd) of natural gas from pipelines on Thursday, Refinitiv data showed, a sign it likely started the second of three liquefaction trains at the plant. The plant in Texas, the second-biggest U.S. LNG export plant, started to exit an eight-month outage in February. That outage was caused by a fire in June 2022. Energy traders said any gas flows over 0.9 bcfd likely mean Freeport LNG restarted the second of the plant's three liquefaction trains since each train can turn about 0.7 bcfd of gas into LNG for export. LNG export plants also use some gas to fuel other equipment, so flows above 0.7 bcfd do not necessarily mean the startup of a second train, traders have said. The plant pulled in about 0.8 bcfd of gas from Feb. ... For more info go to <https://yhoo.it/3y6ochC>

**Prompt Natural Gas (NG)
Daily Sentiment**

BEARISH



RESISTANCE
2.879 & 2.946
SUPPORT
2.704 & 2.596

NATURAL GAS

Futures	Close
NG	\$2.811
Volume	51,421
Open Int.	192,699

Contact Us



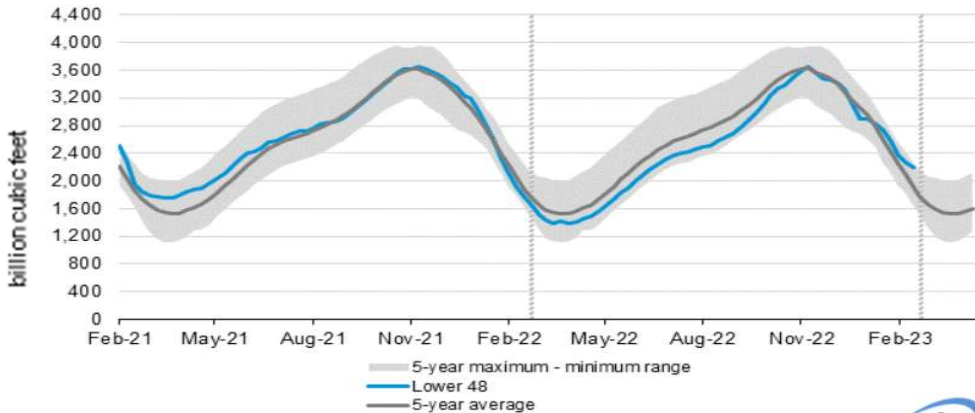
Mansfield Energy Corp
1025 Airport Pkwy
Gainesville, GA 30501
www.mansfield.energy

info@mansfieldoil.com
Phone: (800) 695 - 6626

NATURAL GAS NEWS



WEEKLY GAS IN UNDERGROUND STORAGE WITH 5-YR RANGE



for week ending February 10, 2023 | Released: February 16, 2023 | Next Release: February 23, 2023

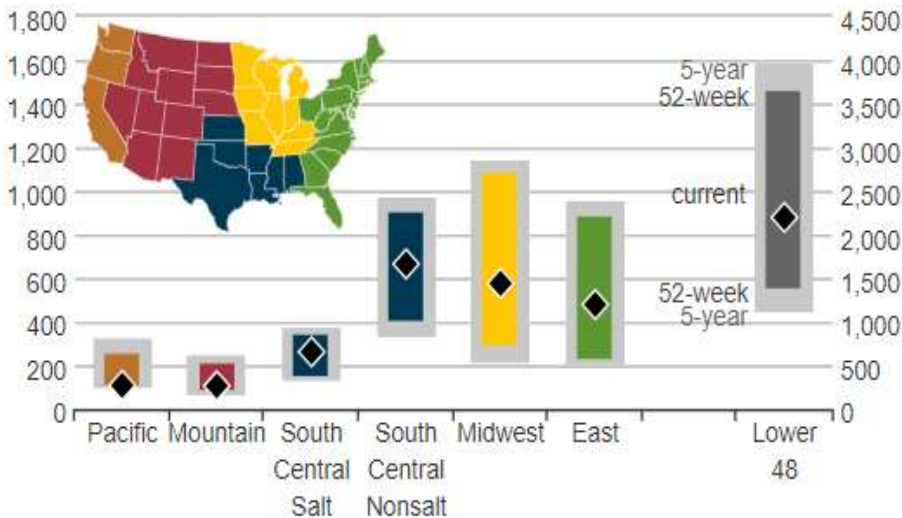
EIA Weekly Storage Actual and Surveys for

February 10, 2023

Released February 16, 2023

Range	-79 to -134
S&P Global	-79
Investing.com	-75

UNDERGROUND WORKING NAT GAS STORAGE AS OF 02/23/2023



Total Working Gas In Storage

2114 BCF

- 81 BCF (LAST WEEK)
- 395 BCF (LAST YEAR)
- 451 BCF (5-YEAR AVG)

U.S. Natural Gas Supply

Gas Week -

Average Daily Values (BCF/D):

Last Year (BCF/d)

Dry Production -	95.1
Total Supply -	101.2

Last Week (BCF/d)

Dry Production -	100.6
Total Supply -	105.0

[Next Report: March 02]

U.S. Natural Gas Demand

Gas Week -

Average Daily Values (BCF/D):

Last Year (BCF/d)

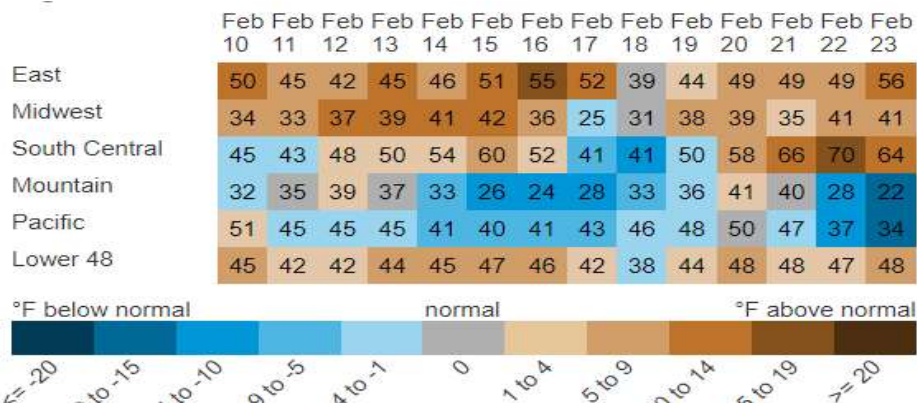
Power -	26.6
Total Demand -	117.3

Last Week (BCF/d)

Power -	29.4
Total Demand -	111.8

[Next Report: March 02]

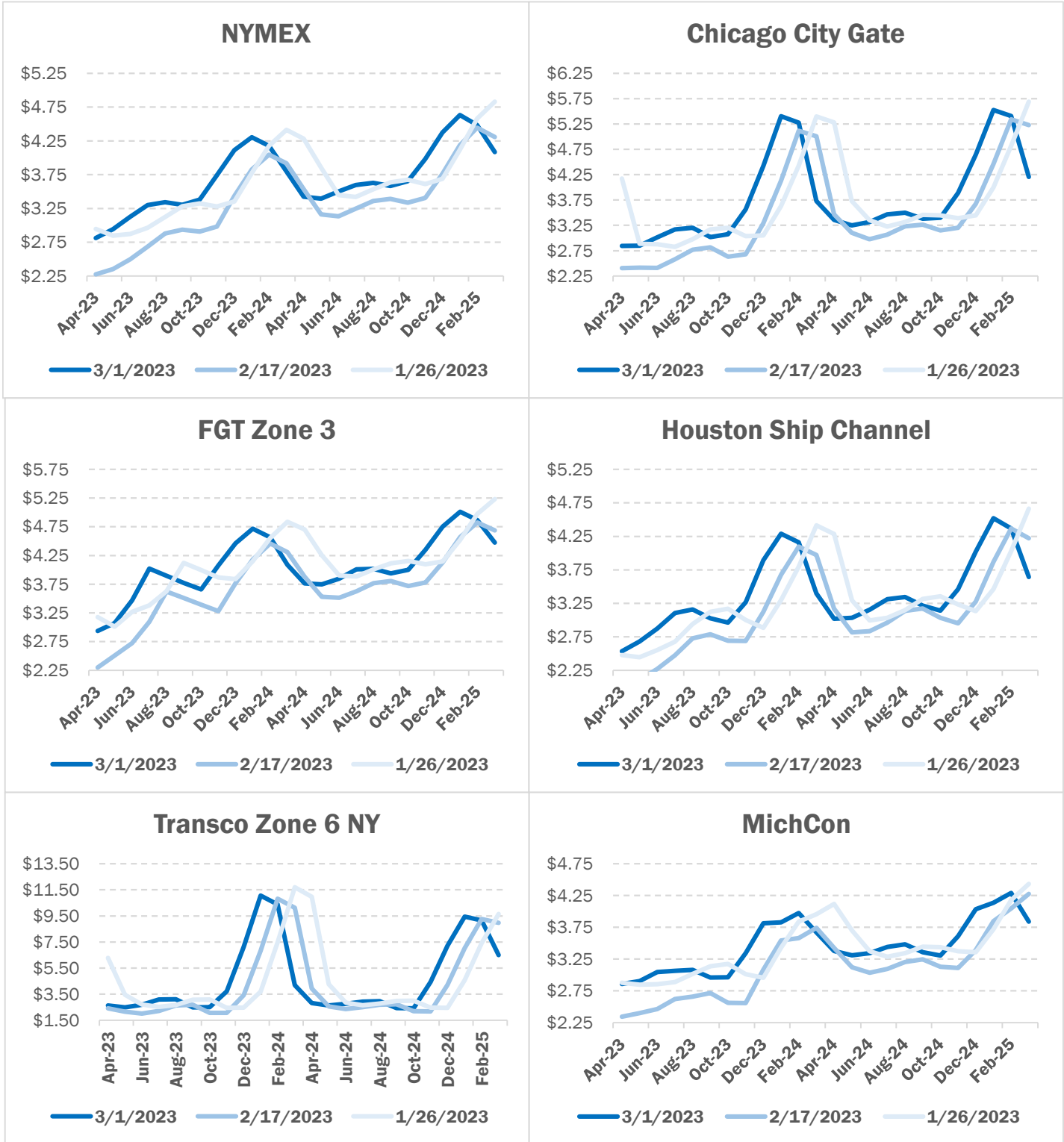
REGIONAL AVG TEMPERATURES AND DEPARTURE FROM NORMAL



NATURAL GAS NEWS



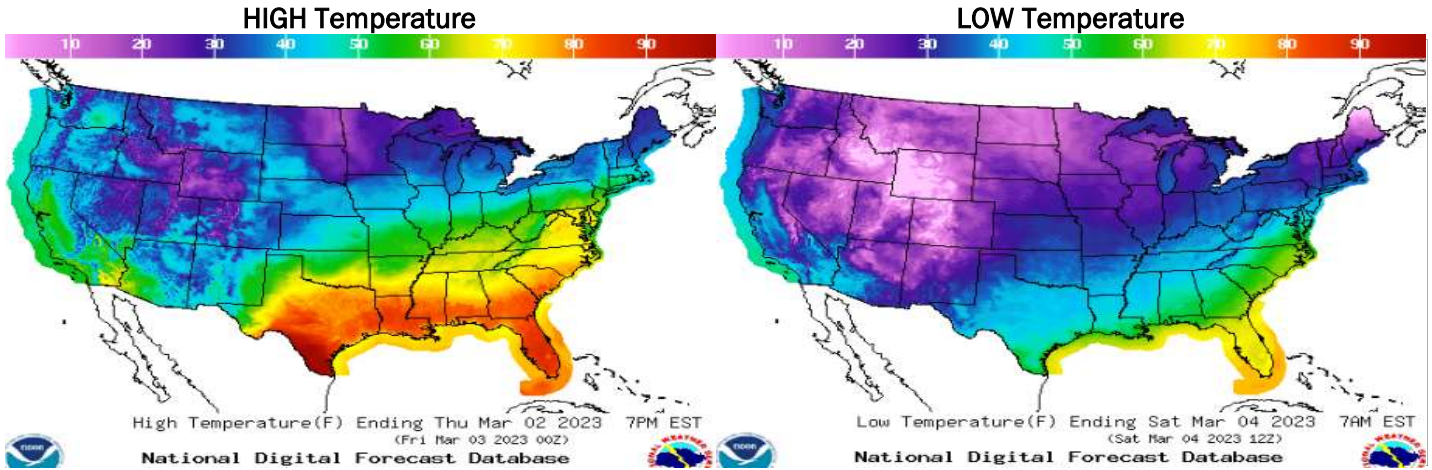
NATURAL GAS BASIS FUTURES



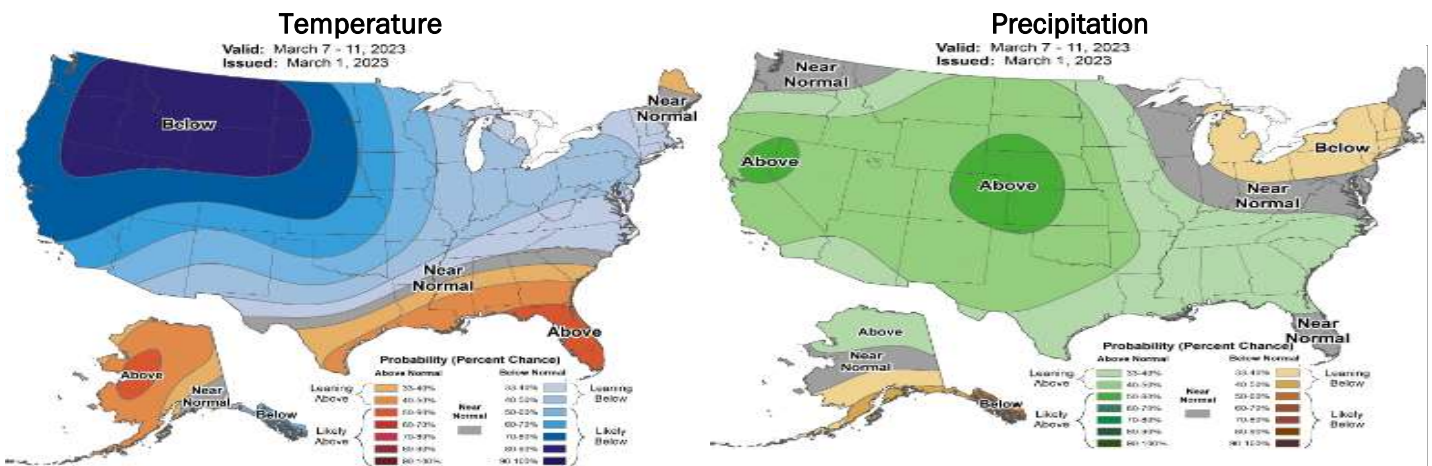
NATURAL GAS NEWS



WEATHER - HIGH / LOW TEMPERATURE - TOMORROW



WEATHER - 6 - 10 DAY OUTLOOK - NOAA



WEATHER - 8 - 14 DAY OUTLOOK - NOAA

