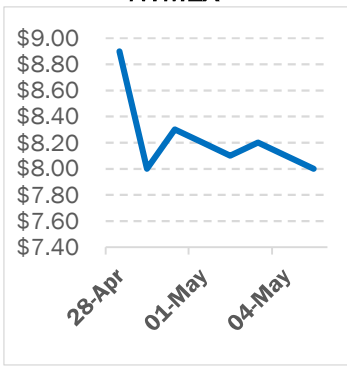


# NATURAL GAS



Thursday, May 5, 2022

## Last Week's Prompt NYMEX



## NYMEX NG Futures

Month	Close	Change
Feb-22	4.262	0.000
Mar-22	4.081	0.000
Apr-22	4.007	0.000
May-22	4.03	0.000
Jun-22	4.08	0.000
Jul-22	4.137	0.000
Aug-22	4.15	0.000
Sep-22	4.131	0.000
Oct-22	4.153	0.000
Nov-22	4.239	0.000
Dec-22	4.406	0.000
Jan-23	4.502	0.000
Feb-23	4.354	0.000
Mar-23	3.986	0.000
Apr-23	3.265	0.000
May-23	3.187	0.000
Jun-23	3.216	0.000
Jul-23	3.254	0.000
Aug-23	3.26	0.000
Sep-23	3.247	0.000
Oct-23	3.279	0.000
Nov-23	3.379	0.000
Dec-23	3.572	0.000
Jan-24	3.699	0.000
1 YR STRIP	4.1815	0.000
2021	4.1098	0.000

## IN THE NEWS

### Global Natural Gas Crunch Amplifies U.S. Refining...

A global shortage of natural gas is giving U.S. fuelmakers an edge over European rivals. Refiners rely on natural gas as a crucial source of heat to distill crude oil into products such as diesel and gasoline. In the U.S., gas prices have more than doubled over the past year to top \$8 per million British thermal units. But that still pales in comparison to the \$32 European users have to pay. Because the world is short of fuel, global prices for gasoline and diesel need to be set at levels that allow European refiners to keep running even as they outspend. That means the higher the gap is between natural gas prices in Europe and the U.S., the more profits American refiners such as Valero Energy Corp. will reap by supplying their products, everything else remaining the same. "Natural gas price disparity between the ... For more info go to <https://yhoo.it/3w4USzG>

### Natural gas prices have soared to a 14-year high. Here's why.

Add natural gas to the list of commodities in the U.S. whose prices are surging. Costs for the fossil fuel, which is used for heating and electricity as well as to produce plastics and petrochemicals, this year jumped to a 14-year high. The spot price for natural gas at the Henry Hub — a U.S. benchmark — crossed \$8 per thousand cubic feet this week, its highest level since 2008. "These prices are unsustainably high," said Pavel Molchanov, an analyst with investment bank Raymond James. At their peak, natural gas prices averaged \$4.40 per thousand cubic feet in 2008 and 2014, while diving to \$2.10 at its low point in 2020. By that measure, the current price is "definitely off-the-charts high, and that's not going to persist forever," Molchanov said. A drop in the U.S. supply of natural gas ... For more info go to <https://cbsn.ws/3857u10>

### Demand for U.S. natural gas has never been higher. So why...

Efforts by the West to reduce reliance on Russian energy have sent demand for natural gas from other countries soaring along with price. But some U.S. producers don't seem to be taking full advantage of this opportunity. Natural gas prices in the U.S. have more than doubled since Russia, supplier of 17% of the world's natural gas and the largest gas exporter in 2020, invaded Ukraine in February. Western sanctions on Russia and energy companies terminating operations in the country since the invasion have created a gap in the global supply, one that the U.S. is in a prime position to fill. The U.S. is the world's largest natural gas producer, and domestic energy companies have even received the blessing of President Joe Biden to increase production and make up for... For more info go to <https://bit.ly/380Bb4g>

## Prompt Natural Gas (NG) Daily Sentiment

**BULLISH**



RESISTANCE  
8.683 & 8.951  
SUPPORT  
7.938 & 7.461

## NATURAL GAS

Futures	Close
NG	\$4.262
Volume	84,440
Open Int.	125,619

## Contact Us



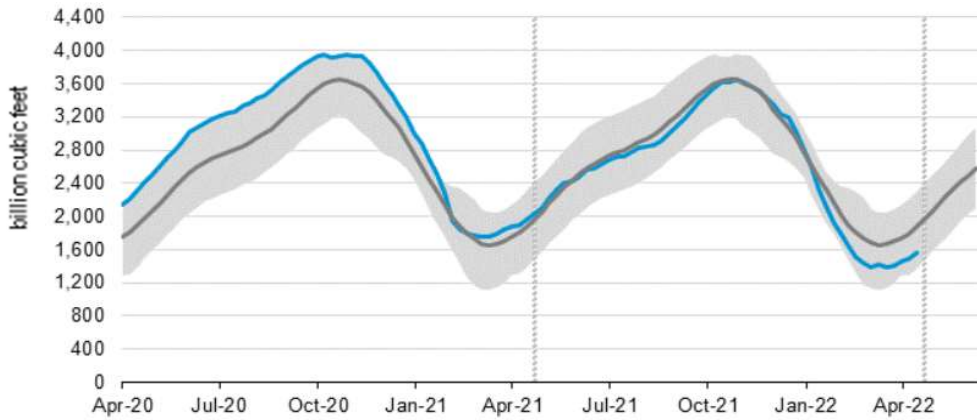
**Mansfield Energy Corp**  
1025 Airport Pkwy  
Gainesville, GA 30501  
[www.mansfield.energy](http://www.mansfield.energy)

info@mansfieldoil.com  
Phone: (800) 695 - 6626

# NATURAL GAS NEWS



## WEEKLY GAS IN UNDERGROUND STORAGE WITH 5-YR RANGE

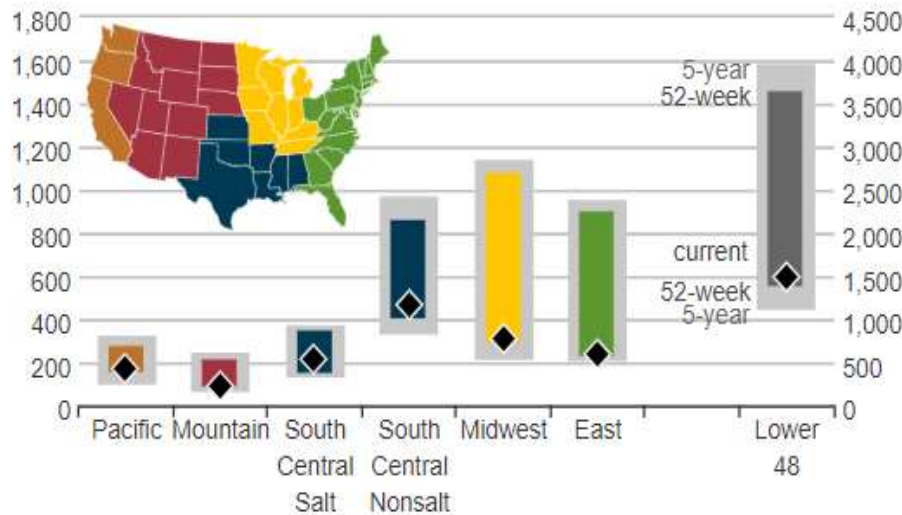


**EIA Weekly Storage Actual and Surveys for April 29, 2022**

Released May 05, 2022

Range 61 to 80  
Investing.com -40

## UNDERGROUND WORKING NAT GAS STORAGE AS OF 04/22/2022



## Total Working Gas In Storage

**-1567 BCF**

77 BCF (LAST WEEK)  
-382 BCF (LAST YEAR)  
-306 BCF (5-YEAR AVG)

## U.S. Natural Gas Supply Gas Week 04/21 - 04/27

Average Daily Values (BCF/D):

Last Year (BCF/d)

Dry Production - 92.3

Total Supply - 97.3

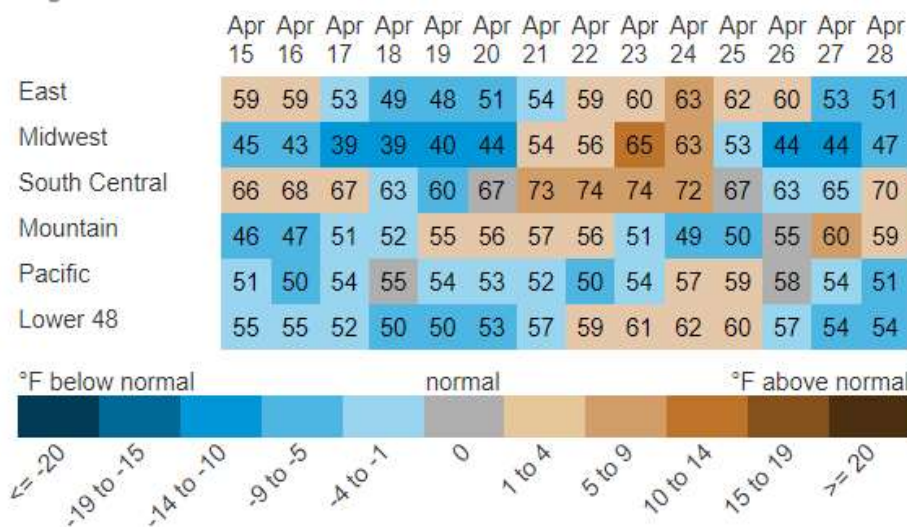
Last Week (BCF/d)

Dry Production - 94.4

Total Supply - 100.5

[Next Report: April 28]

## REGIONAL AVG TEMPERATURES AND DEPARTURE FROM NORMAL



## U.S. Natural Gas Demand Gas Week 04/21 - 04/27

Average Daily Values (BCF/D):

Last Year (BCF/d)

Power - 25.3

Total Demand - 93.9

Last Week (BCF/d)

Power - 26.7

Total Demand - 97.2

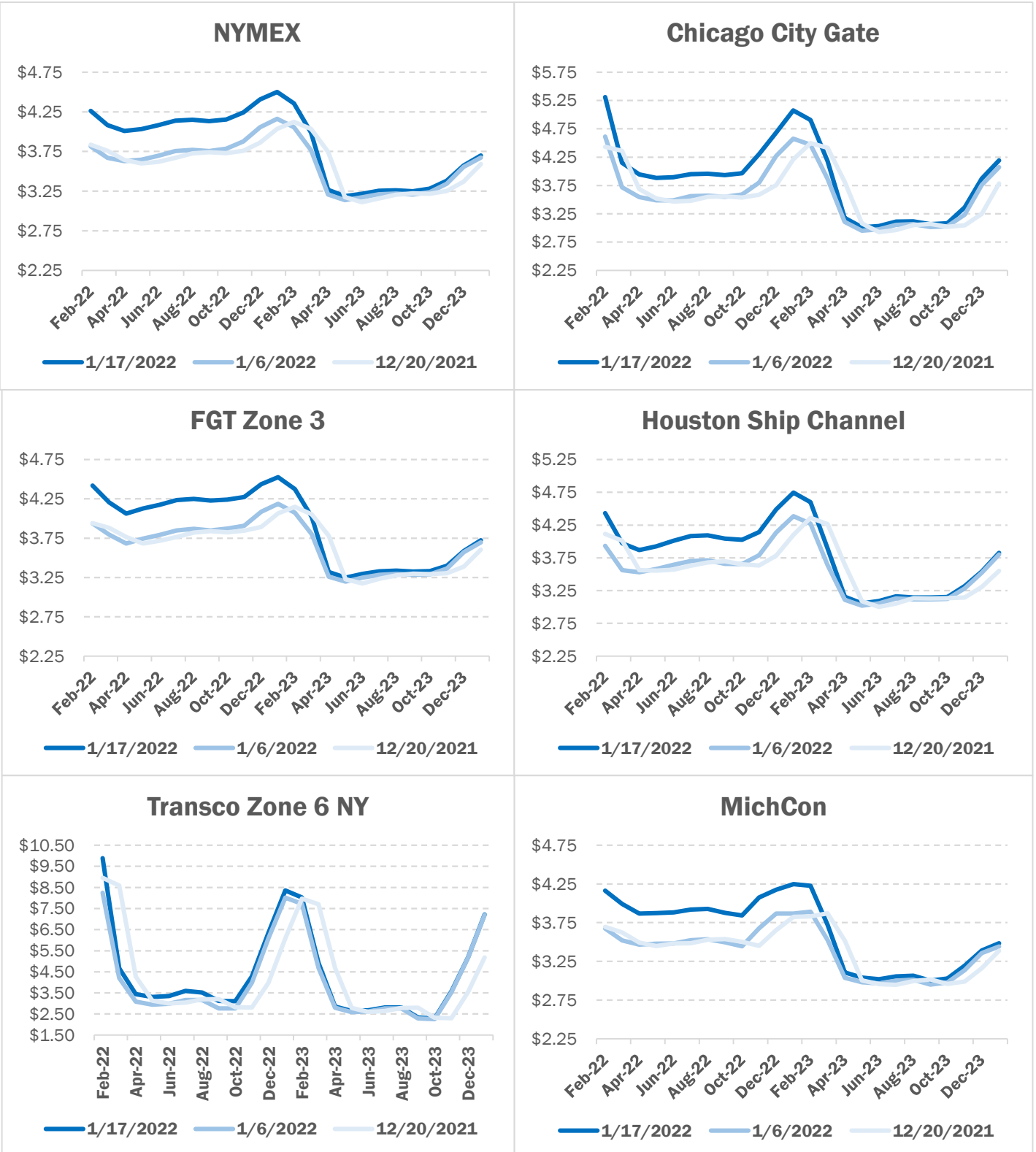
[Next Report: April 28]

[For week ending April 29]

# NATURAL GAS NEWS



## NATURAL GAS BASIS FUTURES

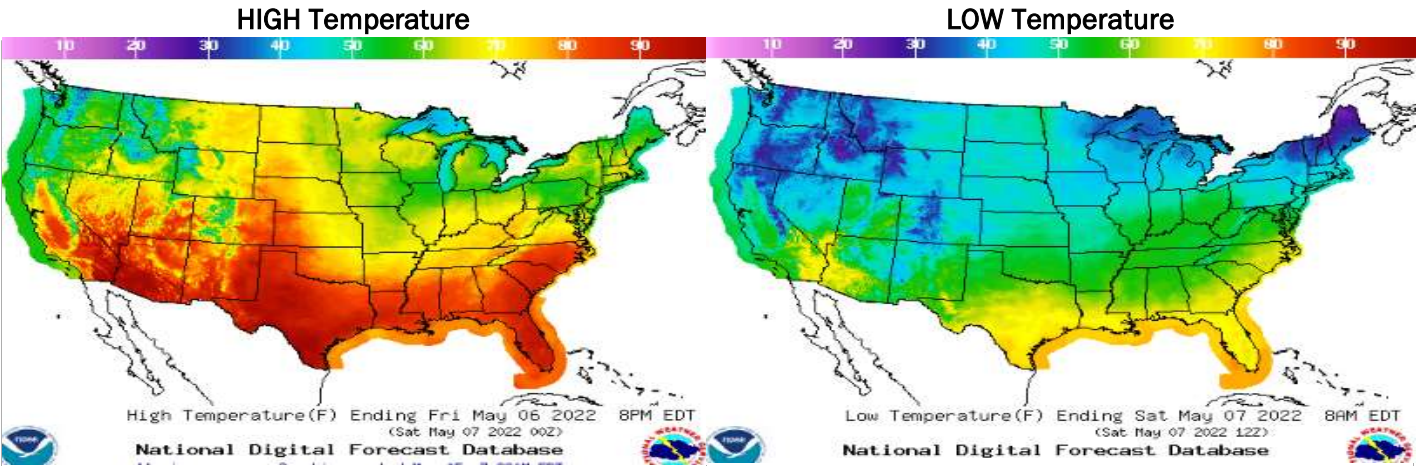




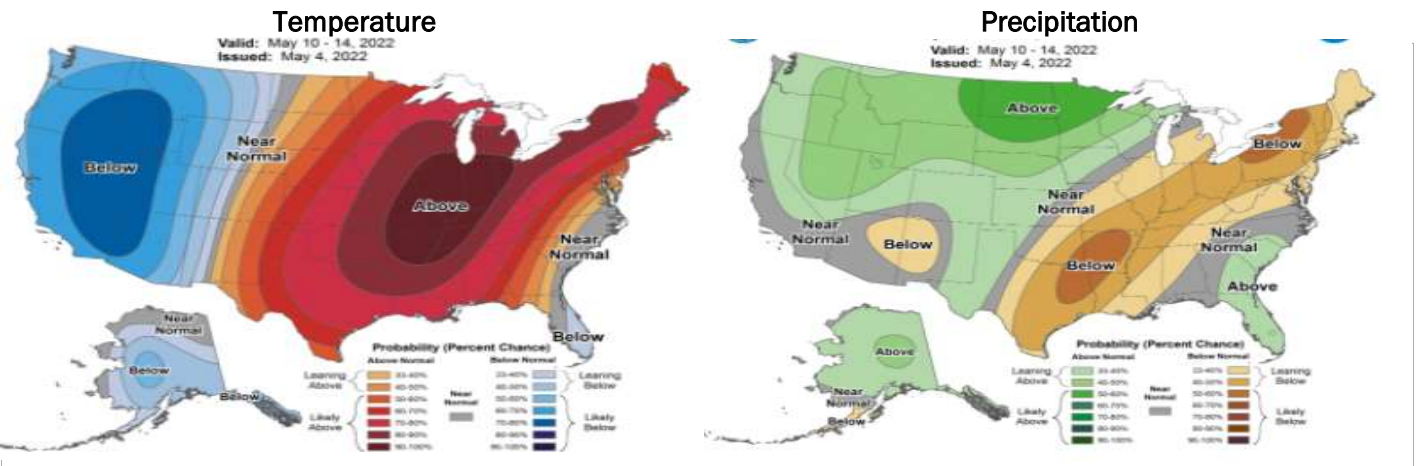
# NATURAL GAS NEWS



## WEATHER - HIGH / LOW TEMPERATURE - TOMORROW



## WEATHER - 6 - 10 DAY OUTLOOK - NOAA



## WEATHER - 8 - 14 DAY OUTLOOK - NOAA

