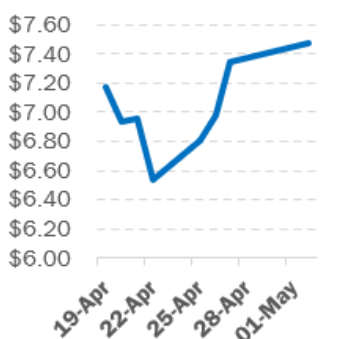


Tuesday, May 3, 2022

Last Week's Prompt NYMEX



NYMEX NG Futures

Month	Close	Change
Feb-22	4.262	0.000
Mar-22	4.081	0.000
Apr-22	4.007	0.000
May-22	4.03	0.000
Jun-22	4.08	0.000
Jul-22	4.137	0.000
Aug-22	4.15	0.000
Sep-22	4.131	0.000
Oct-22	4.153	0.000
Nov-22	4.239	0.000
Dec-22	4.406	0.000
Jan-23	4.502	0.000
Feb-23	4.354	0.000
Mar-23	3.986	0.000
Apr-23	3.265	0.000
May-23	3.187	0.000
Jun-23	3.216	0.000
Jul-23	3.254	0.000
Aug-23	3.26	0.000
Sep-23	3.247	0.000
Oct-23	3.279	0.000
Nov-23	3.379	0.000
Dec-23	3.572	0.000
Jan-24	3.699	0.000
1 YR STRIP	4.1815	0.000
2021	4.1098	0.000

IN THE NEWS

China Filps to Selling LNG Export Cargoes As Pandemic...

China, the world's largest LNG importer, has become a seller of LNG export cargoes as domestic demand wanes amid pandemic movement curbs in Shanghai and fears of similar restrictions being imposed elsewhere in the country as authorities move decisively to stem the spread of COVID-19. "Except for the big three national oil companies – PetroChina, Sinopec and CNOOC– which have an obligation to ensure natural gas supply, others LNG importers were heard to have resold many of their LNG imports recently," a trade source with an LNG terminal in south China told S&P Global Commodity Insights. LNG terminals were still profiting from selling long-term LNG cargoes in the domestic market, but reselling LNG cargoes in the international market was proving more profitable, the source said. A trade source with one of the top th... For more info go to <https://bit.ly/3sa3nbs>

The U.S. Has Lost Its Position As The World's Top LNG Exporter

After briefly surpassing Qatar and Australia as the world's top LNG exporter, the United States lost the top slot to Qatar in April as volumes in the north dropped along with heating fuel demand, Bloomberg reports. Bloomberg data now shows that Qatar exported 7.5 million metric tons of LNG in April. American LNG production was somewhat reduced in April, Bloomberg notes, due to the end of the winter season and lower demand for heating fuel. With promises to help the European Union replace Russian gas and a new American export terminal due to come online soon, however, the U.S. could once again reclaim the top spot later in the year. In March, U.S. LNG exports rose 16%, according to Reuters. Soaring demand for U.S. LNG has now rebooted export projects that had previously languished, and ... For more info go to <https://bit.ly/38IEXiy>

U.S. natgas Jumps 5% after Russia halts exports to Poland and Bulgaria

As Russia moves to cut off natural gas supplies to parts of Europe, U.S. and European Union officials are indicating that they are more open to longer-term deals to ship American fuel across the Atlantic. The EU and U.S. have pledged to expand LNG, or liquefied natural gas, exports to Europe through 2030. But the U.S. is already sending all it can to Europe, and industry officials say expanding volumes will require new, multibillion-dollar export terminals, which traditionally have required long-term contracts from buyers to line up financing. European and U.S. officials have previously expressed opposition to such long-term contracts, which could lock in fossil fuel supplies for decades, conflicting with another policy goal: reducing the greenhouse gas emissions linked to climate change. But in recent weeks EU an... For more info go to <https://bit.ly/38IEXiy>

Prompt Natural Gas (NG) Daily Sentiment

BULLISH



RESISTANCE

7.655 & 7.835

SUPPORT

7.257 & 7.039

NATURAL GAS

Futures	Close
NG	\$4.262
Volume	84,440
Open Int.	125,619

Contact Us



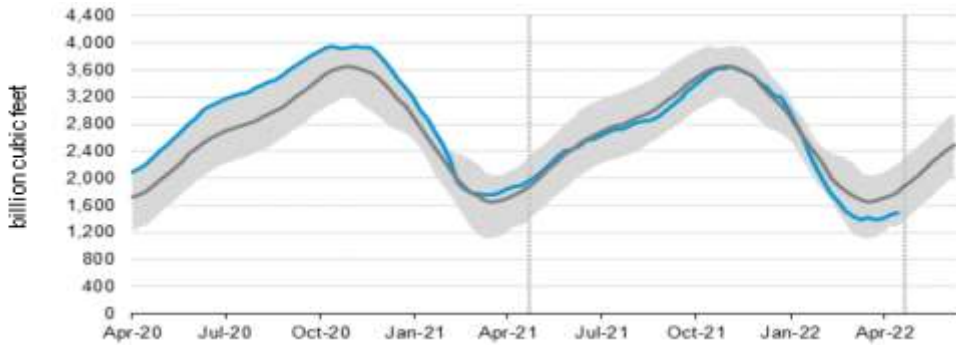
Mansfield Energy Corp
1025 Airport Pkwy
Gainesville, GA 30501
www.mansfield.energy

info@mansfieldoil.com
Phone: (800) 695 - 6626

NATURAL GAS NEWS



WEEKLY GAS IN UNDERGROUND STORAGE WITH 5-YR RANGE



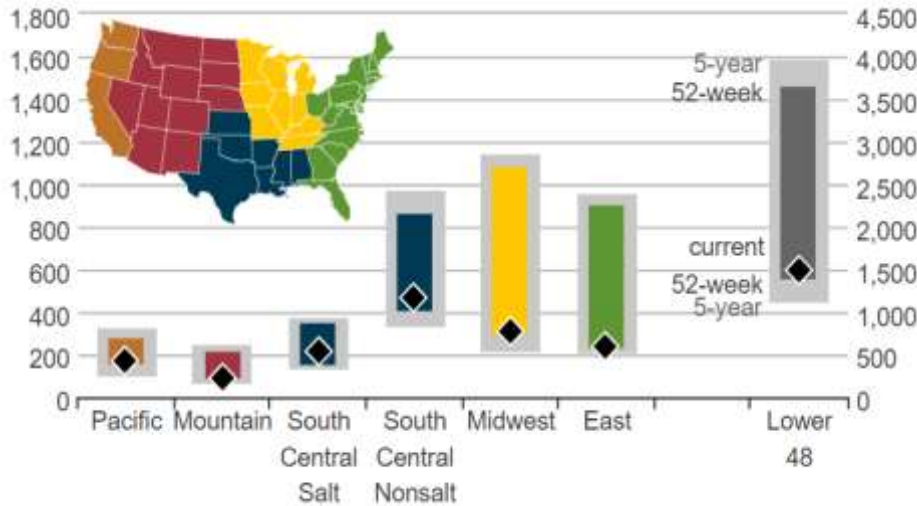
for week ending April 22, 2022 | Released: April 28, 2022 | Next Release: May 05, 2022

EIA Weekly Storage Actual and Surveys for April 22, 2022

Released April 28, 2022

Range -42 to -50
Investing.com -40

UNDERGROUND WORKING NAT GAS STORAGE AS OF 04/22/2022



Total Working Gas In Storage

-1490 BCF

40 BCF (LAST WEEK)
-305 BCF (LAST YEAR)
-406 BCF (5-YEAR AVG)

U.S. Natural Gas Supply Gas Week 04/21 - 04/27

Average Daily Values (BCF/D):

Last Year (BCF/d)

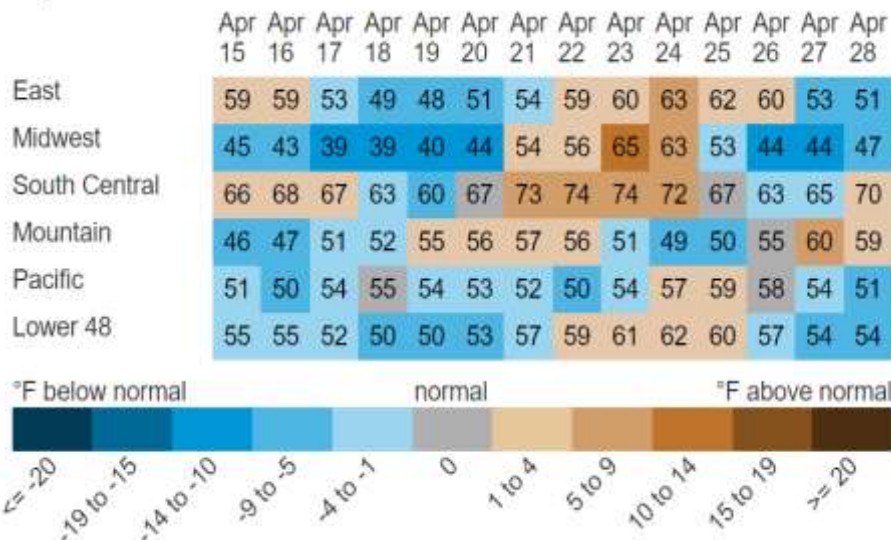
Dry Production - 92.3
Total Supply - 97.3

Last Week (BCF/d)

Dry Production - 94.4
Total Supply - 100.5

[Next Report: April 28]

REGIONAL AVG TEMPERATURES AND DEPARTURE FROM NORMAL



U.S. Natural Gas Demand Gas Week 04/21 - 04/27

Average Daily Values (BCF/D):

Last Year (BCF/d)

Dry Production - 25.3
Total Supply - 93.9

Last Week (BCF/d)

Dry Production - 26.7
Total Supply - 97.2

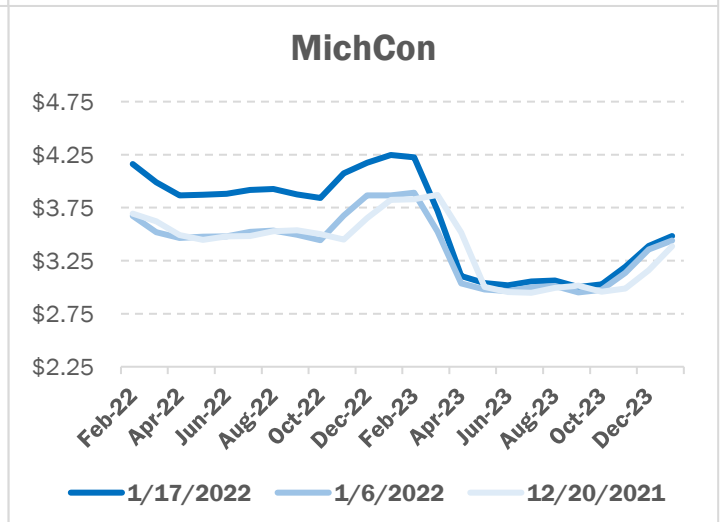
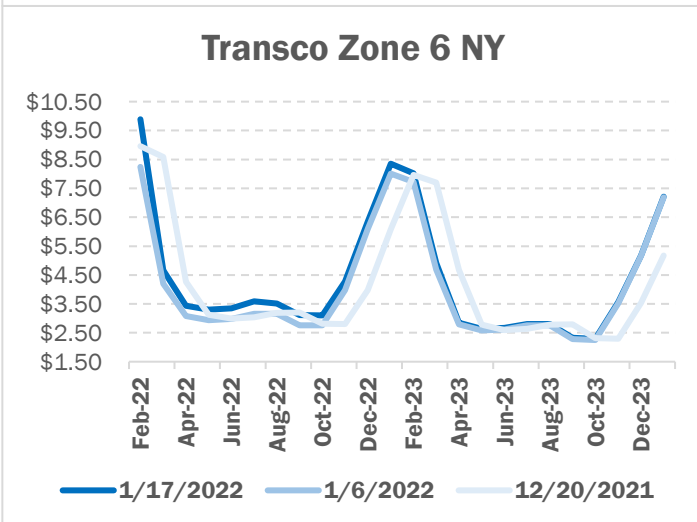
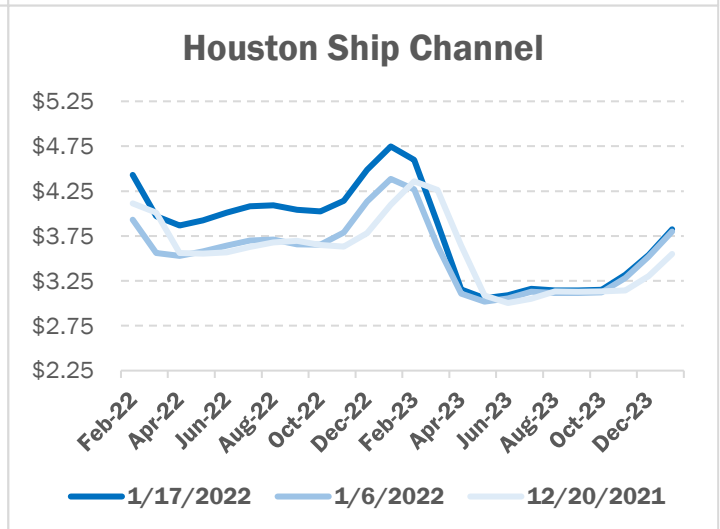
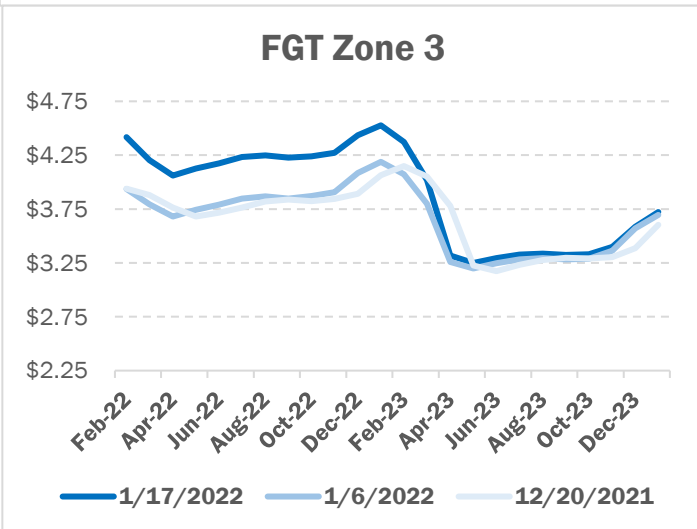
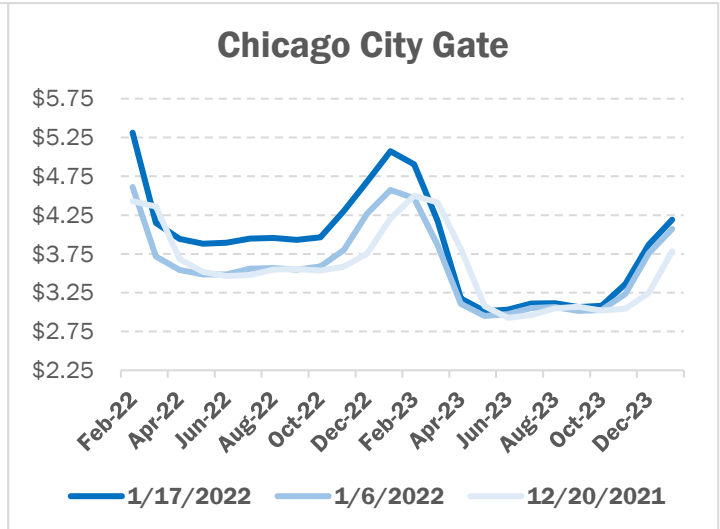
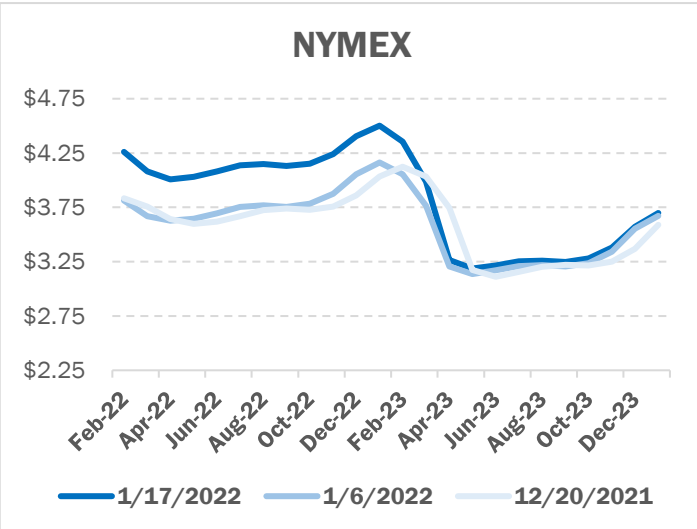
[Next Report: April 28]

[For week ending April 29]

NATURAL GAS NEWS



NATURAL GAS BASIS FUTURES

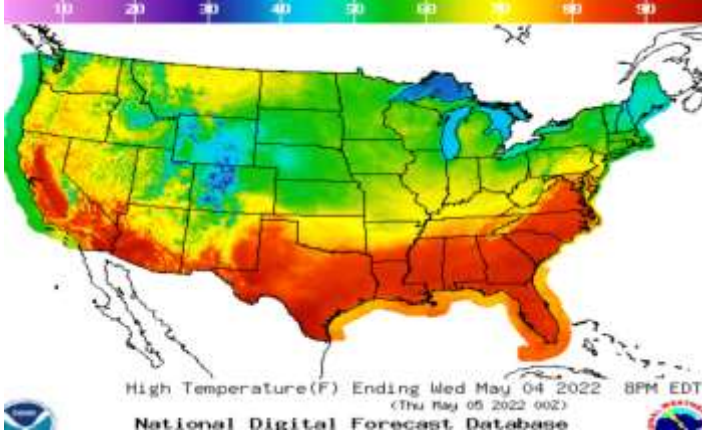


NATURAL GAS NEWS

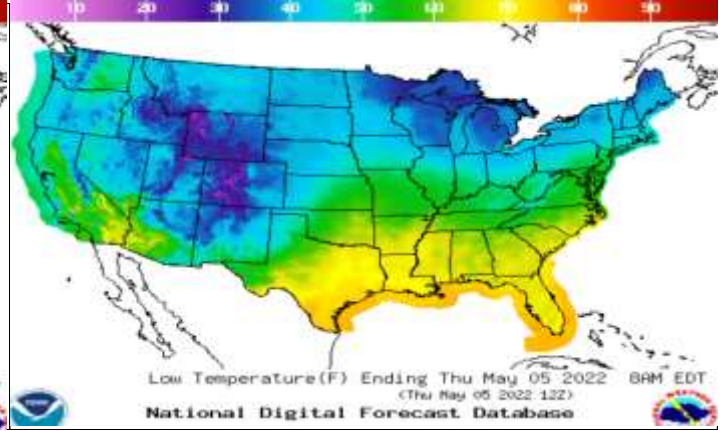


WEATHER - HIGH / LOW TEMPERATURE - TOMORROW

HIGH Temperature

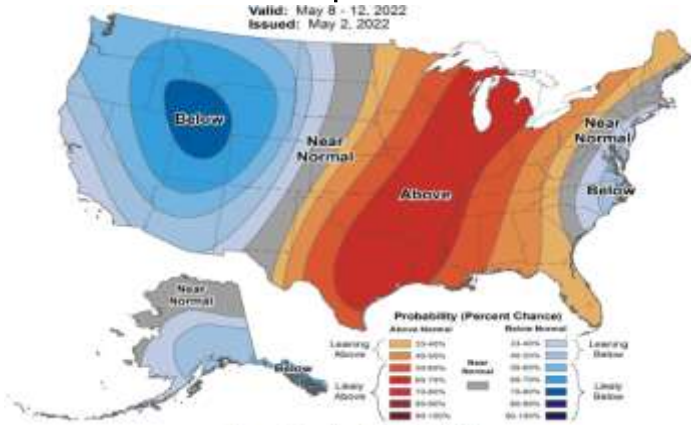


LOW Temperature

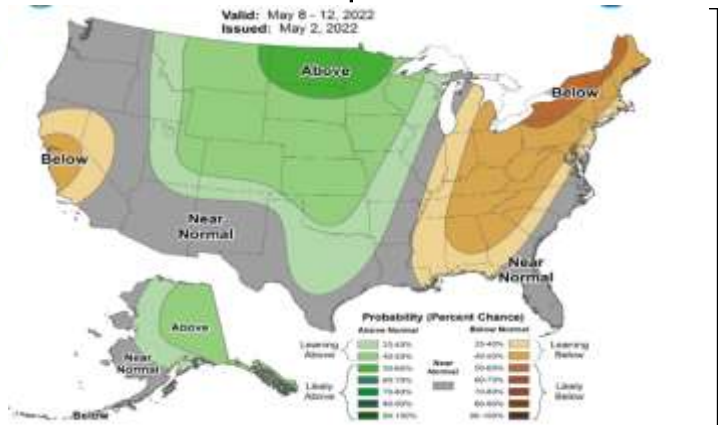


WEATHER - 6 - 10 DAY OUTLOOK - NOAA

Temperature

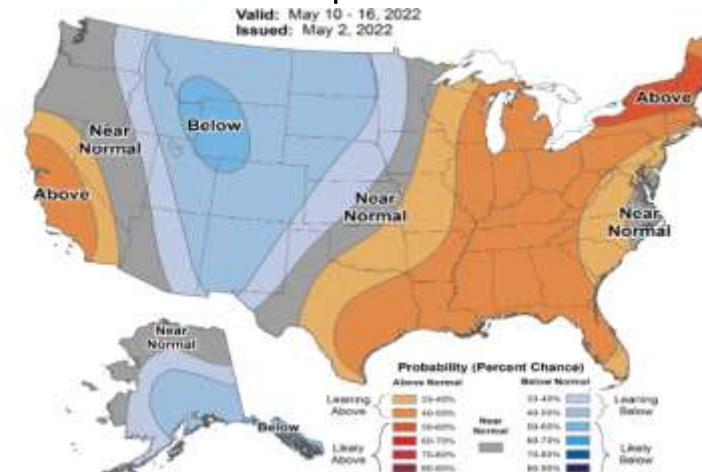


Precipitation



WEATHER - 8 - 14 DAY OUTLOOK - NOAA

Temperature



Precipitation

