

# NATURAL GAS



NEWS

Friday, May 20, 2022

**Last Week's Prompt  
NYMEX**



**NYMEX NG Futures**

Month	Close	Change
Nov-21	8.368	0.064
Dec-21	8.455	0.061
Jan-22	8.444	0.064
Feb-22	8.402	0.063
Mar-22	8.383	0.061
Apr-22	8.441	0.061
May-22	8.559	0.059
Jun-22	8.655	0.057
Jul-22	8.306	0.061
Aug-22	6.955	0.045
Sep-22	4.977	0.042
Oct-22	4.788	0.051
Nov-22	4.839	0.056
Dec-22	4.879	0.056
Jan-23	4.866	0.054
Feb-23	4.837	0.054
Mar-23	4.88	0.057
Apr-23	5.032	0.058
May-23	5.309	0.059
Jun-23	5.445	0.056
Jul-23	5.258	0.063
Aug-23	4.812	0.059
Sep-23	4.072	0.064
Oct-23	3.996	0.064
1 YR STRIP	7.7278	0.057
2021	8.4634	0.061

**IN THE NEWS**

**Ukraine Invasion Changes Global LNG Equation**

Japan is reportedly actively considering extending financial support to the US to boost liquefied natural gas (LNG) production. Incidentally, the US is already the world's 3rd largest exporter of LNG behind Qatar and Australia. However, the country is set to play an even bigger role in global LNG production and export as the Russian market withers in the wake of the Ukraine crisis. The marketplace is moving faster than ever before. Stay up to date on metals and commodities prices by signing up for the weekly MetalMiner newsletter here. Global LNG supply and demand is shifting amid the war in Ukraine, Japan, and China Turning to the US. According to a report in Nikkei, Japan has been actively trying to reduce energy... For more info go to <https://bit.ly/3Lvbo1l>

**US natural gas price spikes as demand from Europe Grows**

Natural gas prices in the United States have hit a 13-year high, partly due to Europe's demand for alternative energy sources in the wake of Russia's invasion of Ukraine. Natural gas being flared off at an oil field in Texas. Analysts say new pipelines are urgently needed in the Permian Basin oil and gas fields of Texas and New Mexico Americans have until recently been spared the dramatic hike in natural gas prices seen in other regions of the world. While energy bills have risen sharply on both sides of the Atlantic, skyrocketing natural gas prices have hit European consumers particularly hard, threatening millions of people with fuel poverty. For more info go to <https://bit.ly/3G1mhac>

**U.S. LNG is Quickly Becoming The World's Hottest Commodity**

U.S. LNG exports are soaring as some of the world's top buyers race to purchase American gas. Russia's war in Ukraine will likely drive even more demand for U.S. LNG in the coming months. Reports are coming in that India is purchasing large volumes of Russian LNG at heavily discounted prices. Japan is reportedly actively considering extending financial support to the US to boost liquefied natural gas (LNG) production. Incidentally, the US is already the world's 3rd largest exporter of LNG behind Qatar and Australia. However, the country is set to play an even bigger role in global LNG production and export as the Russian market withers in the wake of the Ukraine crisis. Japan and... For more info go to <https://bit.ly/3G31anT>

**Prompt Natural Gas (NG)  
Daily Sentiment**

**BULLISH**



RESISTANCE  
8.646 & 9.033  
SUPPORT  
8.259 & 8.069

**NATURAL GAS**

Futures	Close
NG	\$8.368
Volume	30,595
Open Int.	56,194

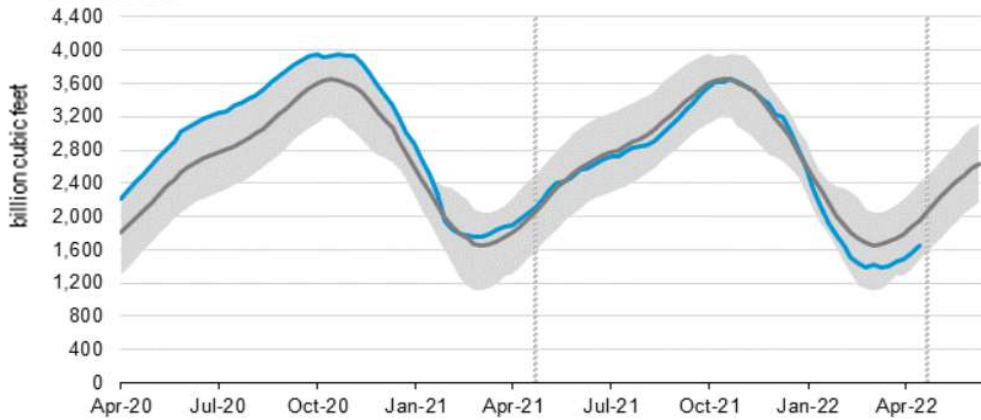
**Contact Us**



**Mansfield Energy Corp**  
1025 Airport Pkwy  
Gainesville, GA 30501  
[www.mansfield.energy](http://www.mansfield.energy)

[info@mansfieldoil.com](mailto:info@mansfieldoil.com)  
Phone: (800) 695 - 6626

WEEKLY GAS IN UNDERGROUND STORAGE WITH 5-YR RANGE

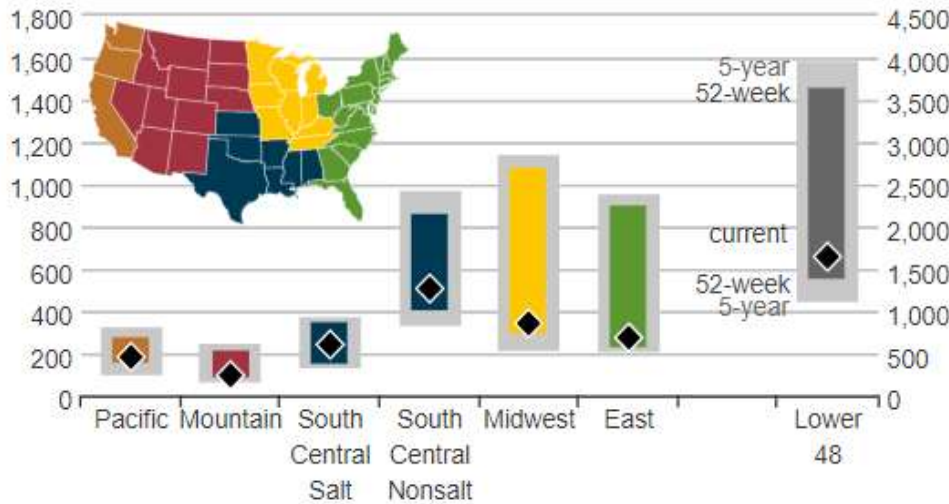


EIA Weekly Storage Actual and Surveys for May 13, 2022

Released May 19, 2022

Range 87 to 90  
Investing.com 89

UNDERGROUND WORKING NAT GAS STORAGE AS OF 05/06/2022



Total Working Gas In Storage

**-1732 BCF**

89 BCF (LAST WEEK)  
-310 BCF (LAST YEAR)  
-358 BCF (5-YEAR AVG)

U.S. Natural Gas Supply Gas Week 05/05 - 05/11

Average Daily Values (BCF/D):

Last Year (BCF/d)

Dry Production - 92.2  
Total Supply - 96.9  
Last Week (BCF/d)  
Dry Production - 94.2  
Total Supply - 100.3

[Next Report: May 19]

U.S. Natural Gas Demand Gas Week 05/05 - 05/11

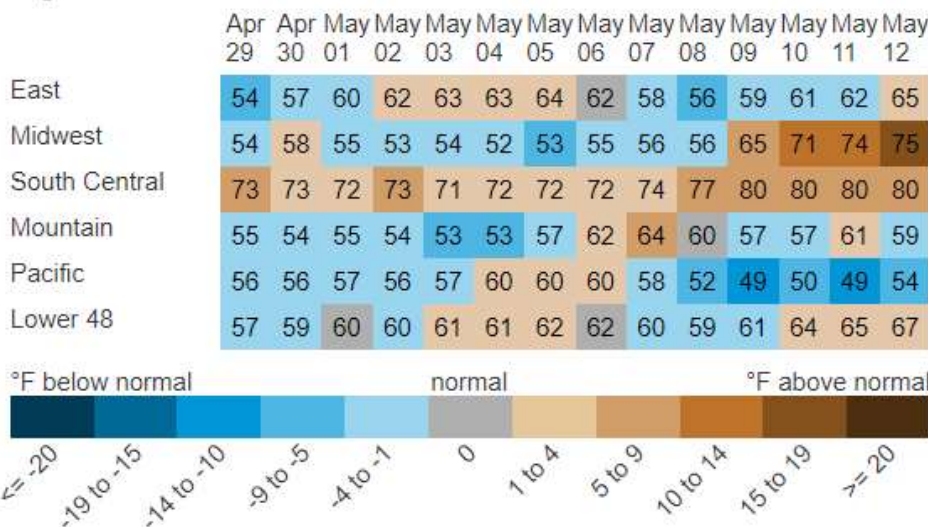
Average Daily Values (BCF/D):

Last Year (BCF/d)

Power - 25.2  
Total Demand - 87.7  
Last Week (BCF/d)  
Power - 27.8  
Total Demand - 91.2

[Next Report: May 19]

REGIONAL AVG TEMPERATURES AND DEPARTURE FROM NORMAL



MANSFIELD STORAGE FORECAST

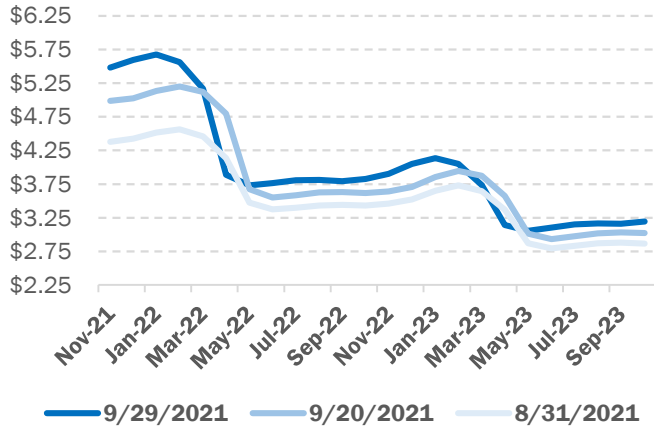
90

# NATURAL GAS NEWS

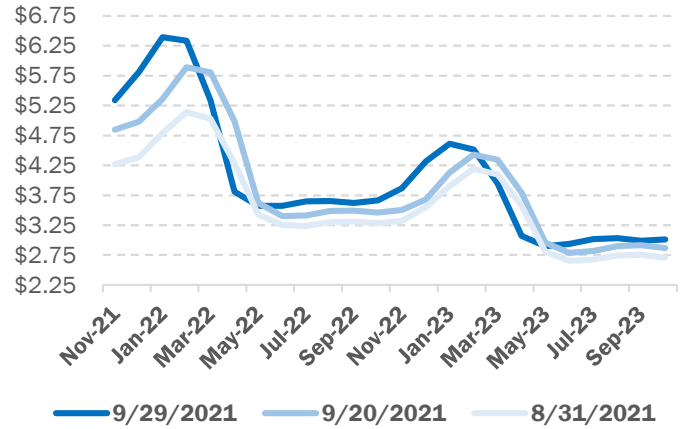


## NATURAL GAS BASIS FUTURES

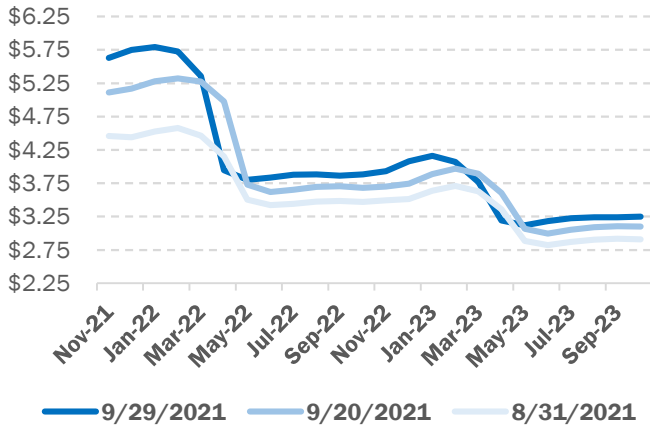
### NYMEX



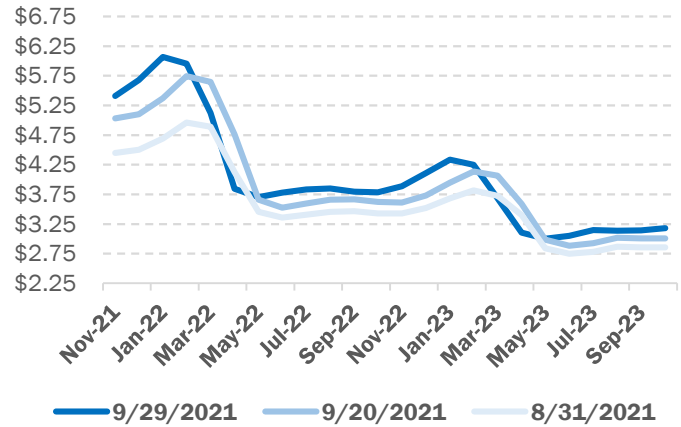
### Chicago City Gate



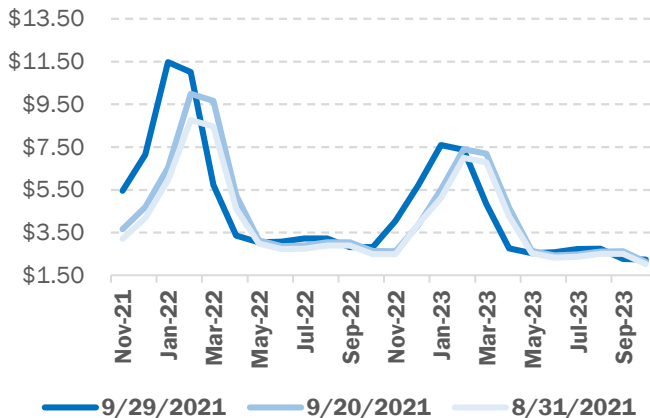
### FGT Zone 3



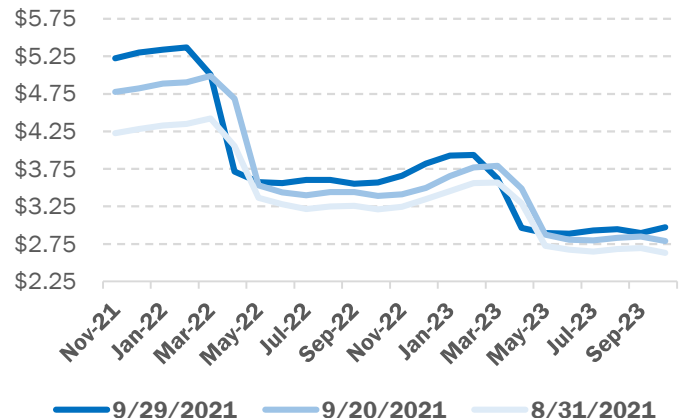
### Houston Ship Channel



### Transco Zone 6 NY



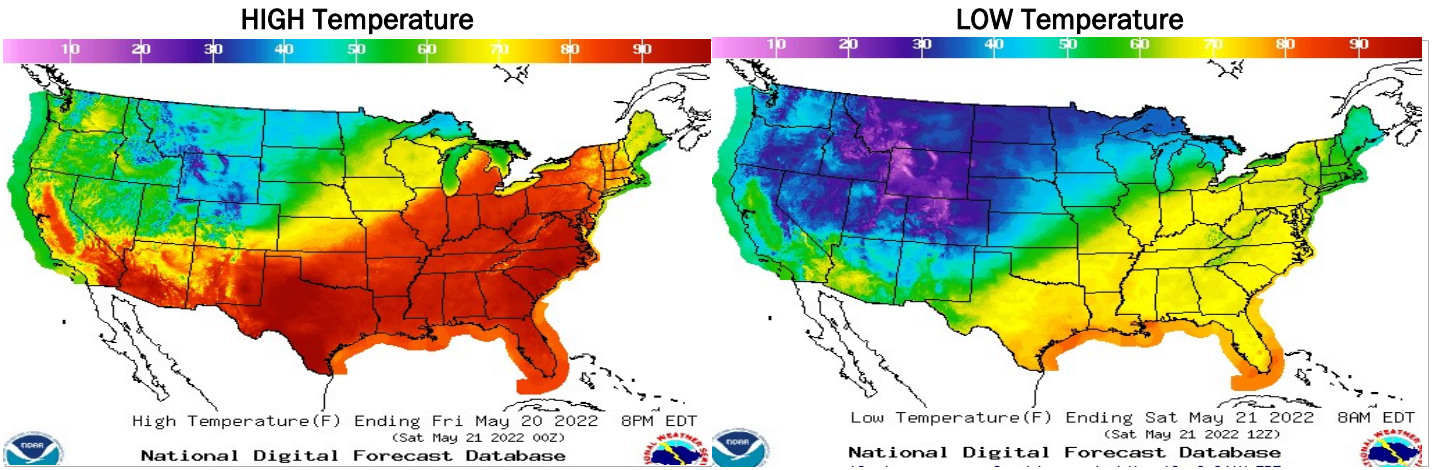
### MichCon



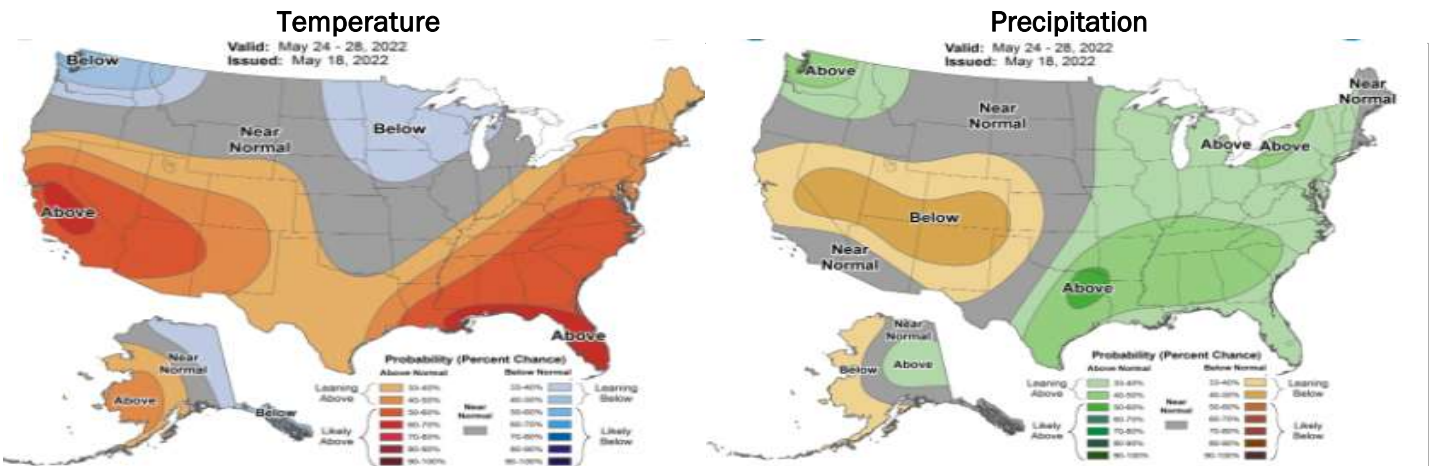
# NATURAL GAS NEWS



## WEATHER - HIGH / LOW TEMPERATURE - TOMORROW



## WEATHER - 6 - 10 DAY OUTLOOK - NOAA



## WEATHER - 8 - 14 DAY OUTLOOK - NOAA

