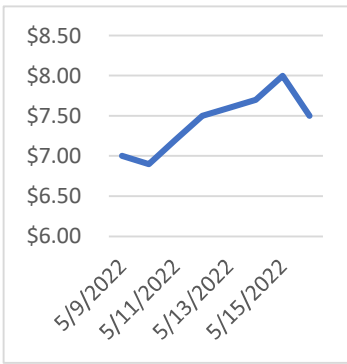


# NATURAL GAS



Tuesday, May 17, 2022

**Last Week's Prompt  
NYMEX**



**NYMEX NG Futures**

Month	Close	Change
22-Jun	7.385	0.359
22-Jul	7.467	0.361
22-Aug	7.446	0.355
22-Sep	7.4	0.346
22-Oct	7.391	0.339
22-Nov	7.457	0.331
22-Dec	7.571	0.308
23-Jan	7.663	0.301
23-Feb	7.342	0.26
23-Mar	6.302	0.174
23-Apr	4.659	0.088
23-May	4.496	0.084
23-Jun	4.539	0.084
23-Jul	4.581	0.082
23-Aug	4.574	0.079
23-Sep	4.55	0.077
23-Oct	4.585	0.077
23-Nov	4.731	0.08
23-Dec	4.996	0.083
24-Jan	5.133	0.08
24-Feb	4.953	0.078
24-Mar	4.53	0.044
24-Apr	3.849	-0.006
24-May	3.778	-0.009
1 YR STRIP	6.8816	0.276
2021	7.4725	0.338

**IN THE NEWS**

**Europe and US set for scorching, dry summer...**

Scientists at the Copernicus Climate Change Service, who published their seasonal outlook on Friday, said hotter and drier weather is highly likely across key agricultural regions in the European Union. It could bring drought conditions for farmers who are already battling the impacts of climate change. Abnormally high temperatures could also fuel natural gas demand for air conditioning. Russia's war on Ukraine has already driven gas prices in Europe higher, contributing to a cost of living crisis across the region. The scientists said there's a 70% to 100% probability that temperatures across the northeastern U.S., Spain, France and Italy will be well above average from June to August. At the same time, the chance of below-normal rainfall across swathes of central Europe, France, Spain and the U.S. Northwest was ... For more info go to <https://bit.ly/3FS0ULu>

**US natural gas futures jump 5% on strong LNG...**

US natural gas futures jumped about 5% to a one-week high on Monday as higher European prices keep US liquefied natural gas (LNG) exports strong even though Europe has more gas in storage compared with normal than the United States. Also supporting US prices, power demand in Texas was expected to soar to a monthly record on Monday as homes and businesses crank up their air conditioners to escape another spring heat wave. Traders noted US prices were up despite a 5% drop in European prices and forecasts for milder weather and lower US demand over the next two weeks than previously expected. US front-month gas futures for June delivery were up 39.5 cents, or 5.2%, to \$8.058 per million British thermal units (mmBtu) at 9:28 a.m. EDT (1328 GMT), putting the contract on track for its highest cl... For more info go to <https://bit.ly/3aasULP>

**Historic price spikes lead to record LNG imports...**

Record-breaking price spikes in Europe's wholesale natural gas market in March prompted a response from global LNG supply sources that the region has never seen before, an analysis of data from S&P Global Commodity Insights showed. Exacerbated by military conflict between Russia and Ukraine, the historic March price spike was also a product of intensified efforts to restock with inventory mandates looming, alongside a pressing need to quickly source alternatives without Russian-baseload supply through Yamal, the canceled Nord Stream 2 system, and for buyers who have rejected the new payment system for contractual supplies. The monthly import profile for April, which following European wholesale front-month trade in March, saw sourcing from all parts of the world intensify, with Europe comfortably receiving its hig... For more info go to <https://bit.ly/3ysupis>

**Prompt Natural Gas (NG)  
Daily Sentiment**

**BULLISH**



RESISTANCE  
8.298 & 8.542  
SUPPORT  
7.787 & 7.52

**NATURAL GAS**

Futures	Close
NG	\$7.385
Volume	30,369
Open Int.	56,194

**Contact Us**



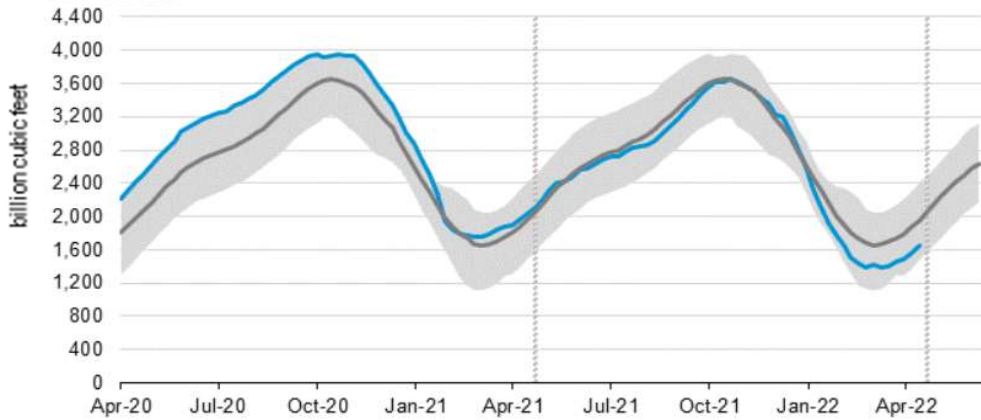
**Mansfield Energy Corp**  
1025 Airport Pkwy  
Gainesville, GA 30501  
[www.mansfield.energy](http://www.mansfield.energy)

info@mansfieldoil.com  
Phone: (800) 695 - 6626

# NATURAL GAS NEWS



## WEEKLY GAS IN UNDERGROUND STORAGE WITH 5-YR RANGE

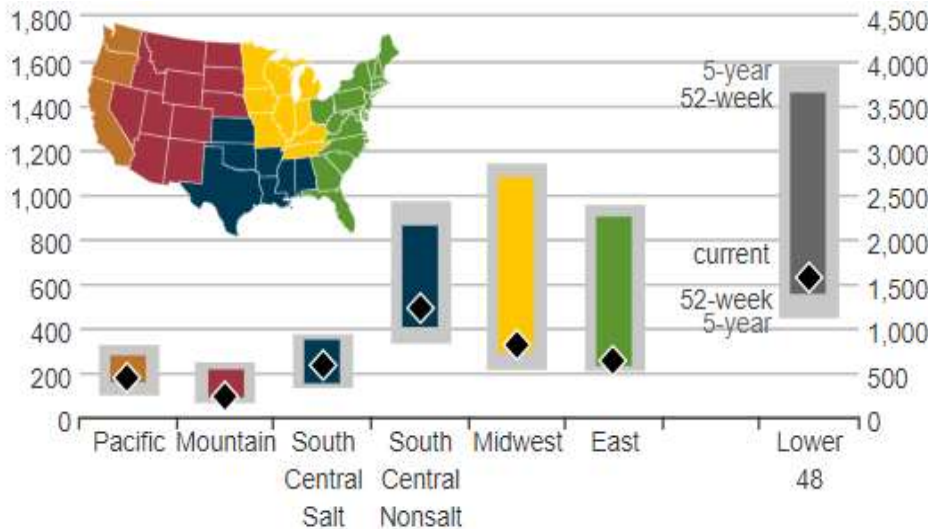


**EIA Weekly Storage Actual and Surveys for April 29, 2022**

Released May 05, 2022

Range 61 to 80  
Investing.com -77

## UNDERGROUND WORKING NAT GAS STORAGE AS OF 05/06/2022



## Total Working Gas In Storage

**-1567 BCF**

77 BCF (LAST WEEK)  
-382 BCF (LAST YEAR)  
-306 BCF (5-YEAR AVG)

## U.S. Natural Gas Supply Gas Week 05/05 - 05/11

Average Daily Values (BCF/D):

Last Year (BCF/d)

Dry Production - 92.2

Total Supply - 96.9

Last Week (BCF/d)

Dry Production - 94.2

Total Supply - 100.3

[Next Report: May 19]

## REGIONAL AVG TEMPERATURES AND DEPARTURE FROM NORMAL

	Apr 29	Apr 30	May 01	May 02	May 03	May 04	May 05	May 06	May 07	May 08	May 09	May 10	May 11	May 12
East	54	57	60	62	63	63	64	62	58	56	59	61	62	65
Midwest	54	58	55	53	54	52	53	55	56	56	65	71	74	75
South Central	73	73	72	73	71	72	72	72	74	77	80	80	80	80
Mountain	55	54	55	54	53	53	57	62	64	60	57	57	61	59
Pacific	56	56	57	56	57	60	60	60	58	52	49	50	49	54
Lower 48	57	59	60	60	61	61	62	62	60	59	61	64	65	67

°F below normal      normal      °F above normal

<= -20   -19 to -15   -14 to -10   -9 to -5   -4 to -1   0   1 to 4   5 to 9   10 to 14   15 to 19   >= 20

## U.S. Natural Gas Demand Gas Week 05/05 - 05/11

Average Daily Values (BCF/D):

Last Year (BCF/d)

Power - 25.2

Total Demand - 87.7

Last Week (BCF/d)

Power - 27.8

Total Demand - 91.2

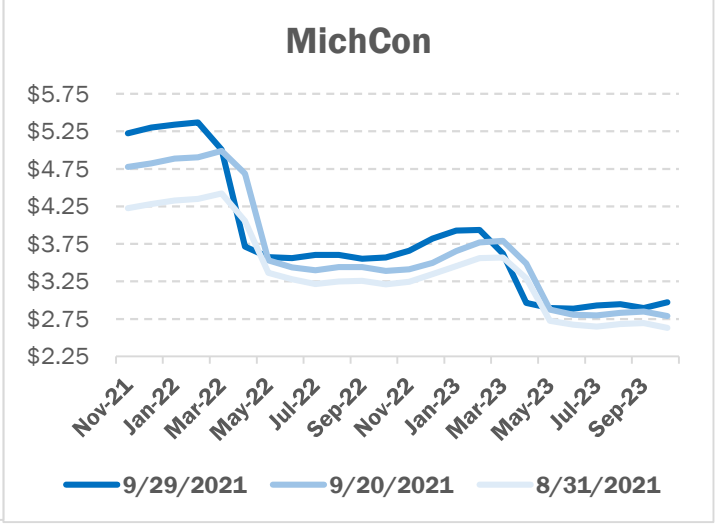
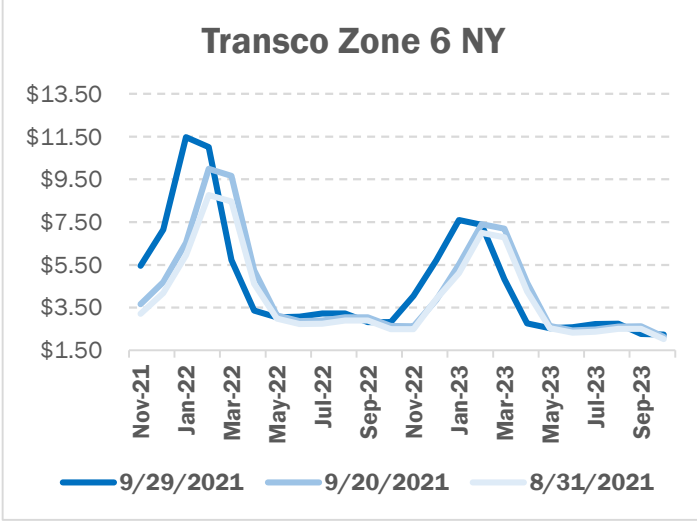
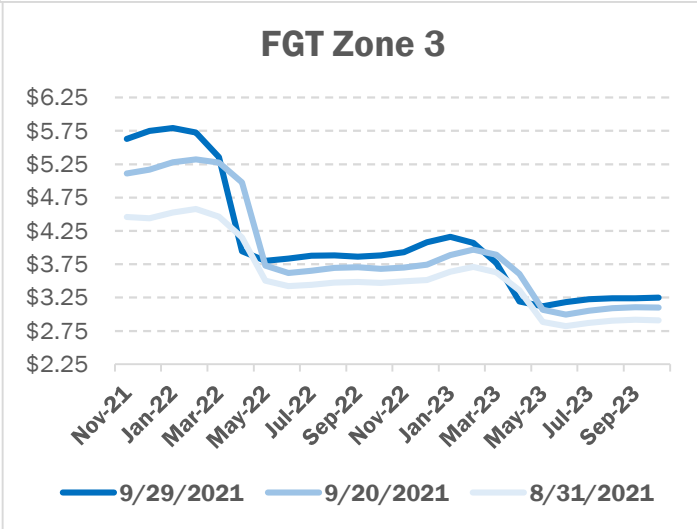
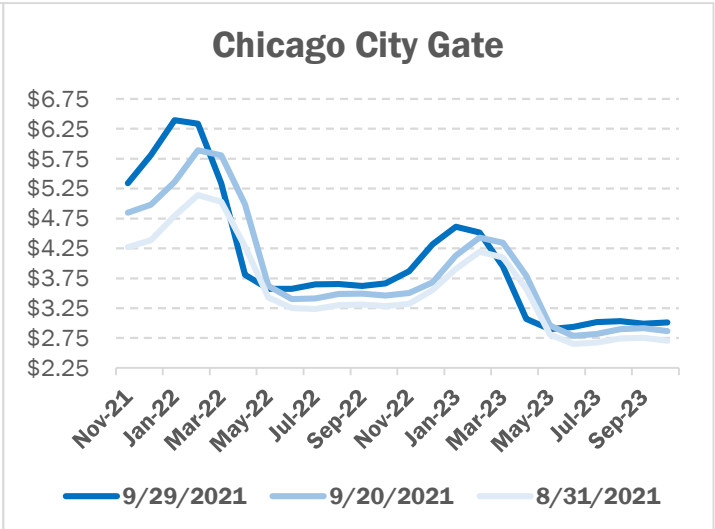
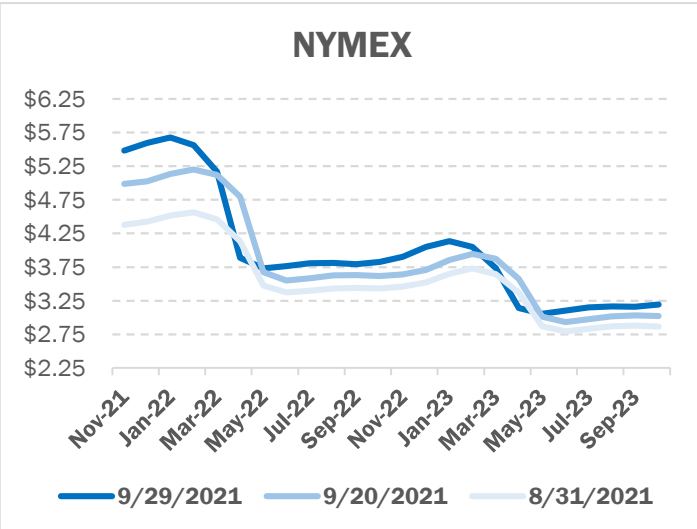
[Next Report: May 19]

[For week ending May 13th]

# NATURAL GAS NEWS



## NATURAL GAS BASIS FUTURES

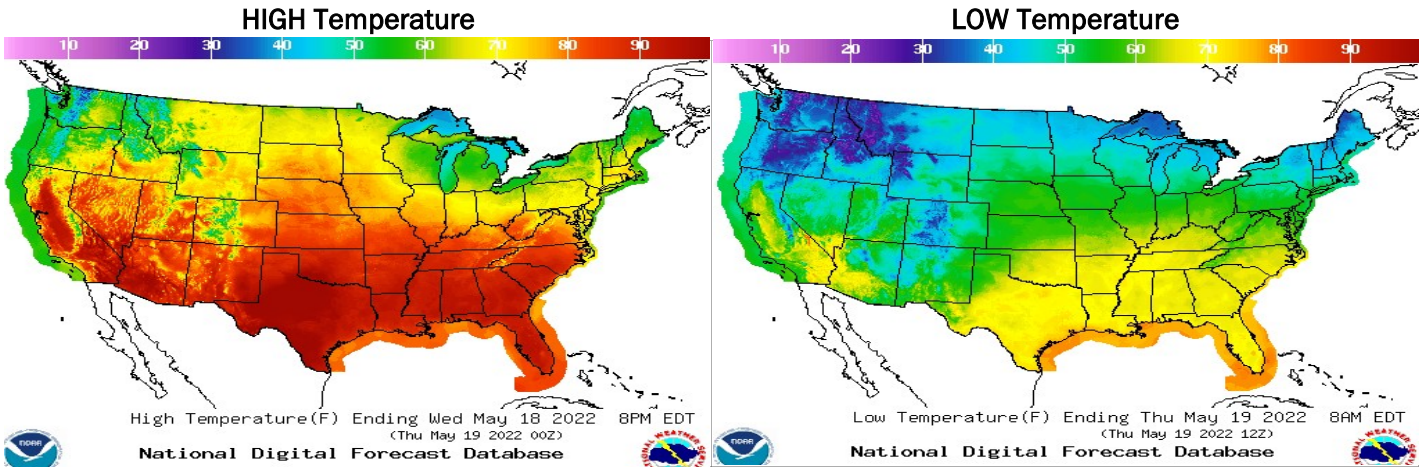




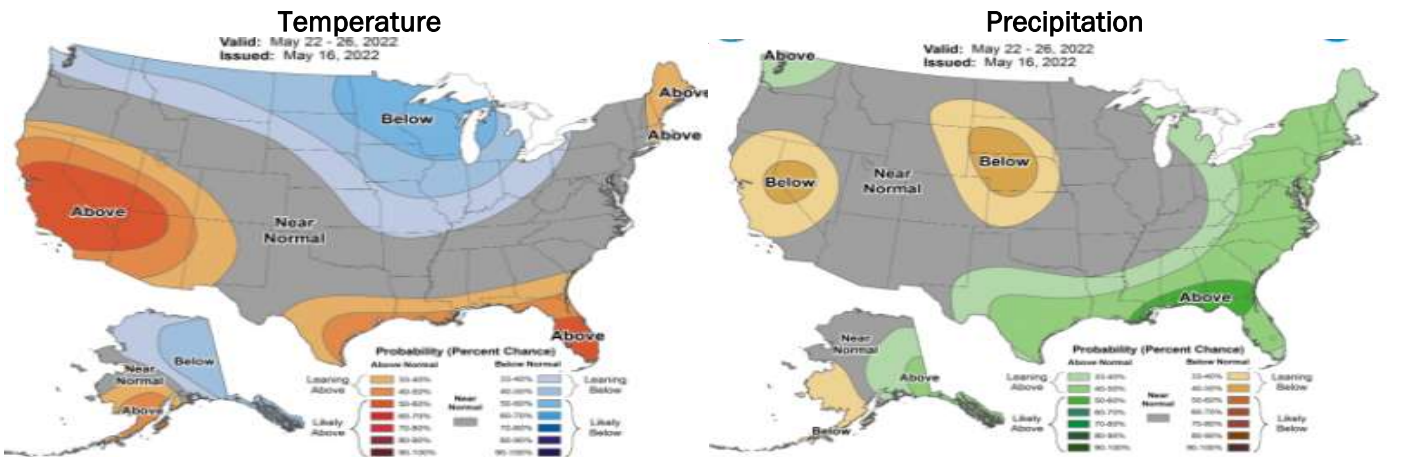
# NATURAL GAS NEWS



## WEATHER - HIGH / LOW TEMPERATURE - TOMORROW



## WEATHER - 6 - 10 DAY OUTLOOK - NOAA



## WEATHER - 8 - 14 DAY OUTLOOK - NOAA

