

## NATURAL GAS



NEWS

Tuesday, June 29, 2021

Last Week's Prompt  
NYMEX

## NYMEX NG Futures

Month	Close	Change
Aug-21	3.593	0.097
Sep-21	3.572	0.052
Oct-21	3.576	0.076
Nov-21	3.617	0.109
Dec-21	3.711	0.160
Jan-22	3.778	0.131
Feb-22	3.694	(0.020)
Mar-22	3.467	(0.165)
Apr-22	2.982	(0.440)
May-22	2.906	(0.044)
Jun-22	2.931	0.055
Jul-22	2.969	0.067
Aug-22	2.977	0.037
Sep-22	2.962	0.014
Oct-22	2.988	0.055
Nov-22	3.045	0.086
Dec-22	3.166	0.150
Jan-23	3.265	0.131
Feb-23	3.19	(0.041)
Mar-23	2.988	(0.171)
Apr-23	2.614	(0.350)
May-23	2.57	(0.024)
Jun-23	2.604	0.052
Jul-23	2.643	0.058
1 YR STRIP	3.3997	0.006
2021	3.626	0.055

## IN THE NEWS

## US nat gas futures up to fresh 29-month high on Northwest heat wave

US: US natural gas futures climbed to a fresh 29-month high on Monday as a heatwave boosted power prices in the Pacific Northwest to all-time highs and on expectations soaring global gas prices will increase US exports to record levels. Traders noted gas futures rose despite forecasts for slightly milder weather and less air conditioning demand over the next two weeks than previously expected. On their last day as the front-month, gas futures for July delivery on the New York Mercantile Exchange (NYMEX) rose 6.2 cents, or 1.8%, to \$3.558 per million British thermal units (mmBtu) at 8:58 a.m. EDT (1258 GMT), putting the contract on track for its highest close since January 2019 for the third day in a row. August futures, which will soon be the front-month, were up about 6 cents to \$3.58 per mmBtu. Last week, US spec... For more info go to <https://bit.ly/3621H8K>

## U.S. power and natgas prices spike in Texas and California heatwaves

June 15 (Reuters) - Power and natural gas prices in Texas and California spiked this week to their highest levels in months as homes and businesses cranked up air conditioners to escape brutal heatwaves. The Electric Reliability Council of Texas (ERCOT), which operates most of the state's power system, urged consumers on Monday to conserve energy during peak hours through Friday. read more The California ISO, which operates most of that state's grid, told consumers to prepare to conserve energy if needed. Both grids have imposed rotating outages over the last year to avoid widespread collapses of their power systems - California in August 2020 and Texas in February 2021. Rotating outages are supposed to leave a limited number of customers without service for a short time before switching t... For more info go to <https://reut.rs/3hITX6N>

## Natural Gas: At 7-Month Price Highs, The 'Heat' Isn't Letting Up

Natural gas prices have risen so much that, just three months ago, few could've imagined we'd be here. But here's where we are, just off seven-month highs and within striking distance of \$3.50 per mmBtu, or million metric British thermal units. At the March close, the energy commodity was at \$2.60. Of course, this price of gas is nowhere close to the \$13 heyday seen in mid-summer 2008, just before the financial crisis that year, when trading gods like John Arnold of Centaurus and Dave Coolidge of Velite ruled the market. To be sure, there's no certainty yet if gas futures on the New York Mercantile Exchange's Henry Hub will continue rising to beyond the \$4 and \$5 levels, which are already considered super levels in any year. Yet, if the current momentum holds—and there's nothing much, other than cheaper coal, to ... For more info go to <https://bit.ly/2T9JLeh>

Prompt Natural Gas (NG)  
Daily Sentiment

BULLISH



RESISTANCE

3.662 &amp; 3.732

SUPPORT

3.514 &amp; 3.436

## NATURAL GAS

Futures	Close
NG	\$3.59
Volume	222,230
Open Int.	78,026

## Contact Us



## Mansfield Energy Corp

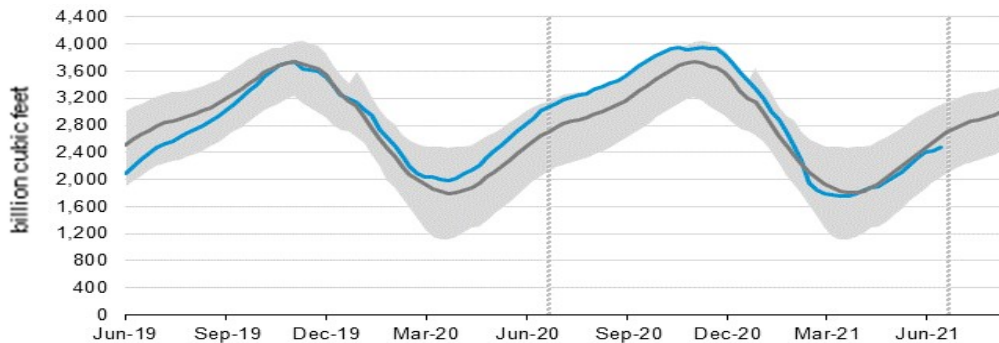
1025 Airport Pkwy  
Gainesville, GA 30501  
[www.mansfield.energy](http://www.mansfield.energy)

[info@mansfieldoil.com](mailto:info@mansfieldoil.com)  
Phone: (800) 695 - 6626

# NATURAL GAS NEWS

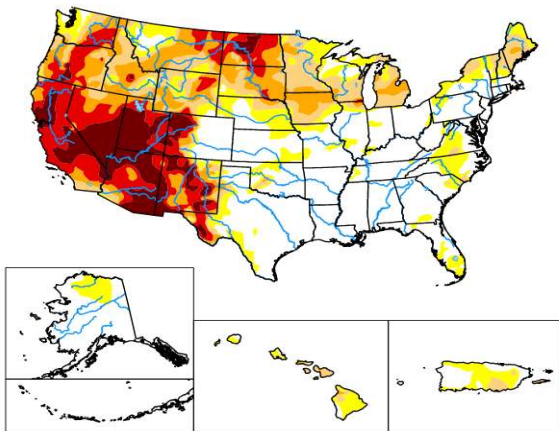


## WEEKLY GAS IN UNDERGROUND STORAGE WITH 5-YR RANGE



for week ending June 18, 2021 | Released: June 24, 2021 | Next Release: July 01, 2021

## U.S. DROUGHT MONITOR



Map released: Thurs. June 24, 2021

Data valid: June 22, 2021 at 8 a.m. EDT

### Intensity

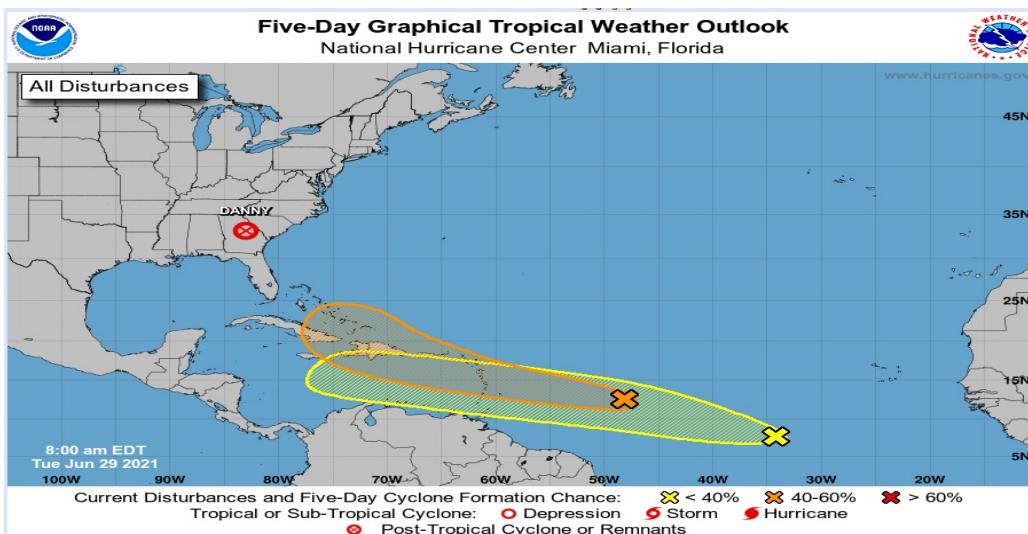
- None
- D0 (Abnormally Dry)
- D1 (Moderate Drought)
- D2 (Severe Drought)
- D3 (Extreme Drought)
- D4 (Exceptional Drought)
- No Data

### Authors

United States and Puerto Rico Author(s):  
Curtis Riganti, National Drought Mitigation Center  
Pacific Islands and Virgin Islands Author(s):  
Ahira Sanchez-Lugo, NOAA/NCEI

The Drought Monitor focuses on broad-scale conditions. Local conditions may vary. See accompanying text summary for forecast statements.

## FIVE-DAY GRAPHICAL TROPICAL WEATHER OUTLOOK



## EIA Weekly Storage Actual and Surveys for June 18, 2021

Released June 24, 2021

Range	85 to 50
Investing.com	66
NGI	67

## Total Working Gas In Storage

2482 BCF

+55 BCF (LAST WEEK)

-513 BCF (LAST YEAR)

-154 BCF (5-YEAR AVG)

## U.S. Natural Gas Supply Gas Week 06/17 - 06/26

Average Daily Values (BCF/D):

Last Year (BCF/d)

Dry Production - 88.0

Total Supply - 92.2

Last Week (BCF/d)

Dry Production - 92.8

Total Supply - 97.9

[Next Report: July 01]

## U.S. Natural Gas Supply Gas Week -

Average Daily Values (BCF/D):

Last Year (BCF/d)

Dry Production - 35.1

Total Supply - 79.6

Last Week (BCF/d)

Dry Production - 36.3

Total Supply - 86.9

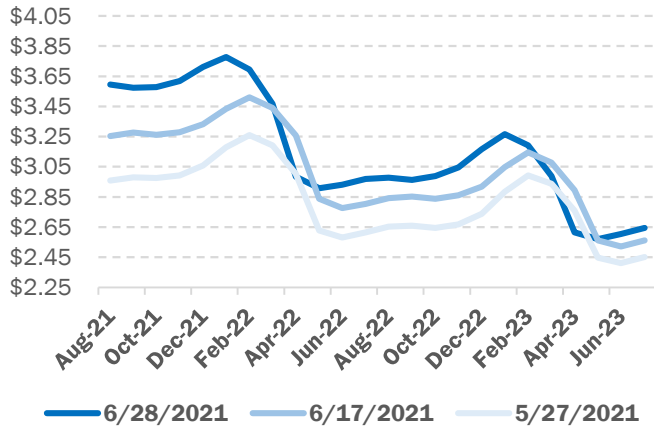
[Next Report: July 01]

# NATURAL GAS NEWS

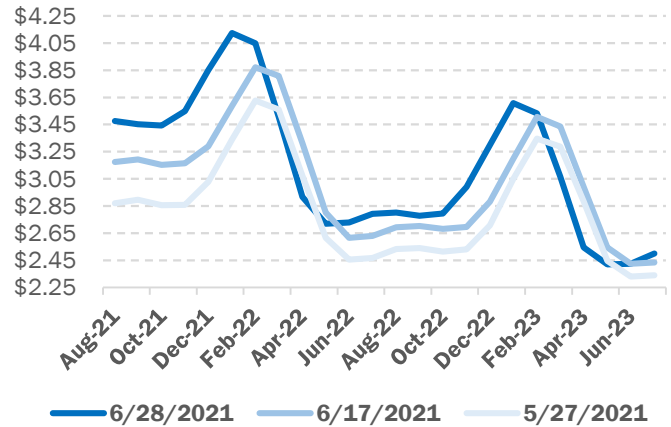


## NATURAL GAS BASIS FUTURES

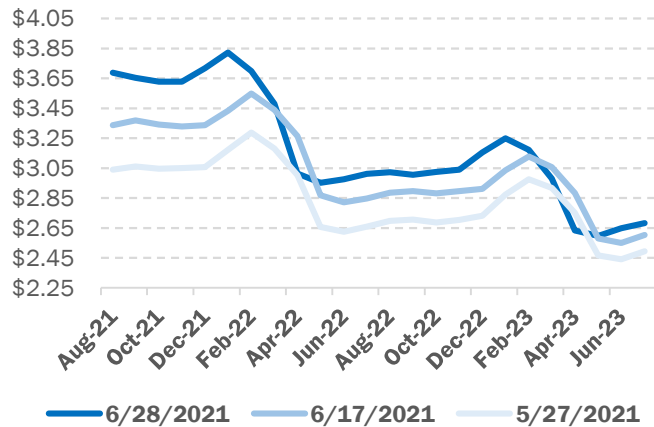
**NYMEX**



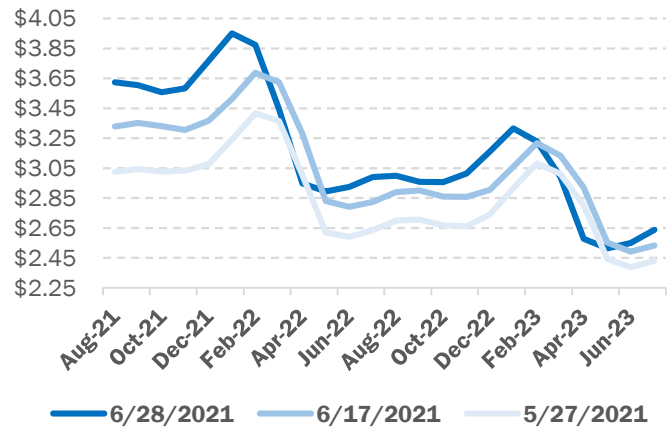
**Chicago City Gate**



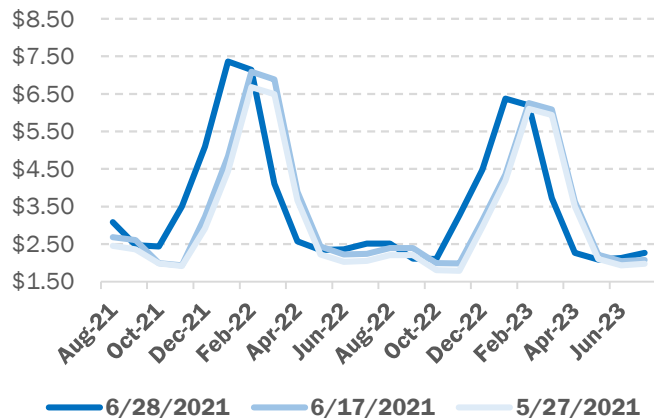
**FGT Zone 3**



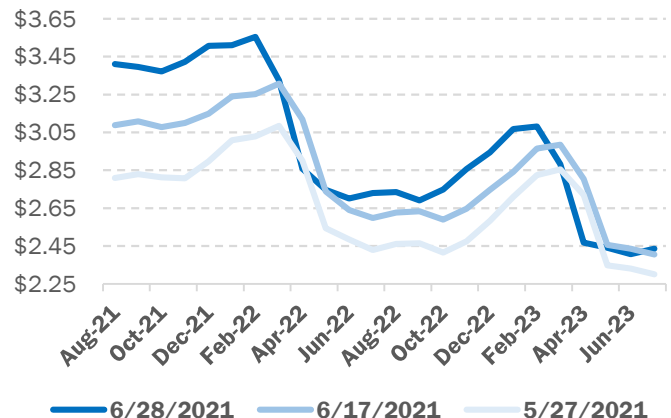
**Houston Ship Channel**



**Transco Zone 6 NY**



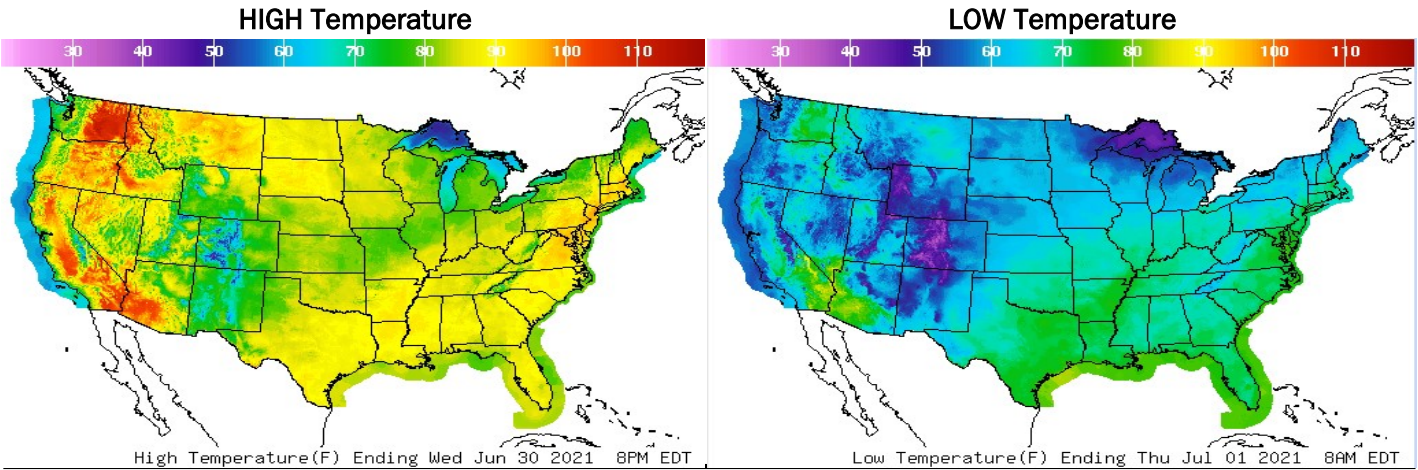
**MichCon**



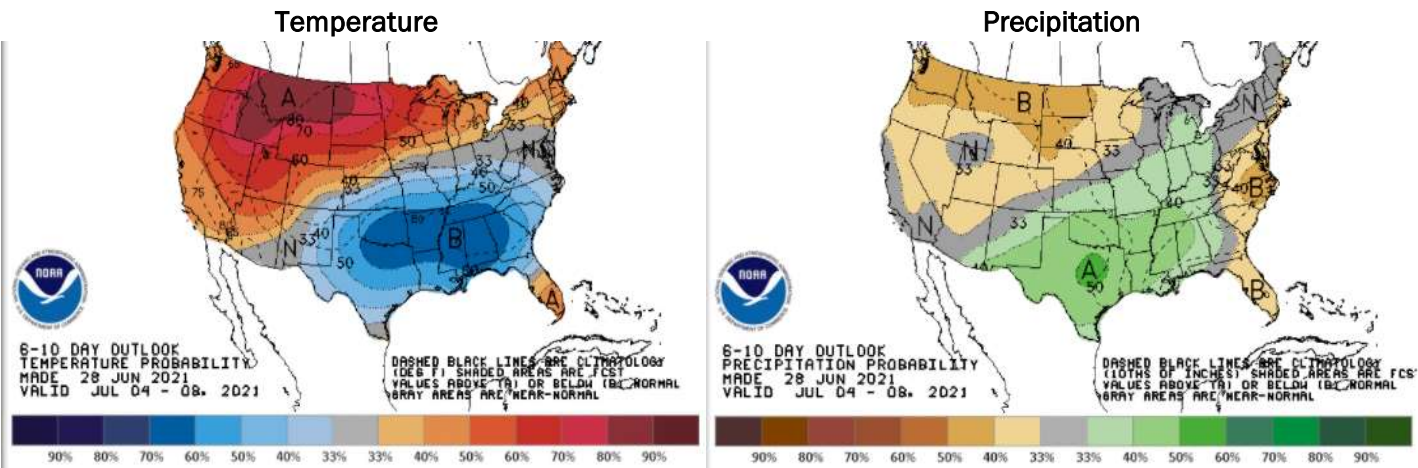
# NATURAL GAS NEWS



## WEATHER - HIGH / LOW TEMPERATURE - TOMORROW



## WEATHER - 6 - 10 DAY OUTLOOK - NOAA



## WEATHER - 8 - 14 DAY OUTLOOK - NOAA

