

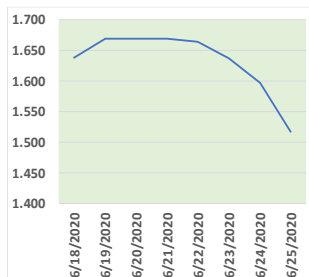
NATURAL GAS



NEWS

JUNE 25TH, 2020

Last Week's Prompt NYMEX



NYMEX NG Futures

Month	Close	Change
Jul-20	1.638	(0.031)
Aug-20	1.748	0.079
Sep-20	1.784	0.036
Oct-20	1.904	0.105
Nov-20	2.309	0.405
Dec-20	2.810	0.498
Jan-21	2.948	0.138
Feb-21	2.920	(0.031)
Mar-21	2.805	(0.115)
Apr-21	2.517	(0.293)
May-21	2.480	(0.037)
Jun-21	2.517	0.033
Jul-21	2.555	0.038
Aug-21	2.565	0.008
Sep-21	2.547	(0.018)
Oct-21	2.566	0.017
Nov-21	2.609	0.043
Dec-21	2.734	0.126
Jan-22	2.837	0.103
Feb-22	2.792	(0.041)
Mar-22	2.538	(0.254)
Apr-22	2.284	(0.364)
May-22	2.260	(0.024)
Jun-22	2.260	0.011
1YR STRIP 2020	2.380 / 2.351	0.063 / 0.069

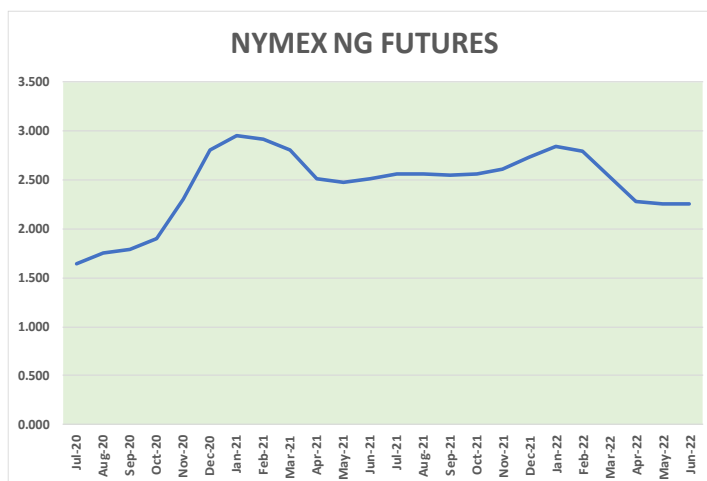
IN THE NEWS

LNG Buyers Seen Rejecting Fewer U.S. Cargoes as Prices Rise- Buyers of U.S. liquefied natural gas will probably cancel fewer shipments scheduled for August than they do for July as prices show signs of recovery, according to traders. Cheniere Energy Inc., the nation's big-

- **LNG Buyers Seen Rejecting Fewer U.S. Cargoes as Prices Rise**
- **High natural gas demand on our doorstep**

gest producer of LNG, received requests from buyers to forgo 16-23 cargoes for August, according to a person with knowledge of the matter. Traders surveyed by Bloomberg News speculated that cancellations from all U.S. terminals could total between 25-45 cargoes for August. The final figure is likely to be fewer than those for July, when 35-45 loadings are expected to be canceled, they said. The potential drop in canceled cargoes may signal that the global LNG market is starting to recover from the Covid-19 pandemic, which has hammered demand in an already oversupplied space. While the market is still struggling with a glut, price differences between the main U.S., Europe and Asia trading regions have started to recover ahead of next winter. For more on this story visit finance.yahoo.com or click <https://yhoo.it/2AZXlxC>.

High natural gas demand on our doorstep- Record natural gas power burn may be in sight for the US power markets. Power burn is natural gas used as the fuel to run power plants to generate electricity. Hot summer temps and low gas prices is the recipe for high natural gas demand this time of year. The latest temperature outlook published by the National Weather Service indicates that the upcoming 6-10 day period as well as the 8-14 day timeframe and even the week 3-4 outlook all feature extensive regions with warmer than usual risks. There is a slight caveat to that that language though - like anything in today's media, context is required. The 'average' is traditionally the 30-year average. For more on this story visit thestreet.com or click <https://bit.ly/2CGN9Op>.



Prompt Natural Gas (NG) Daily Sentiment

BEARISH



RESISTANCE

1.700 & 1.739

SUPPORT

1.637 & 1.613

NATURAL GAS

Futures	Close	Change
NG	1.517	(0.084)
Volume	17,298	17,298
Open Int.	18,081	(79,542)

Contact Us



Mansfield Energy Corp

1025 Airport Pkwy
Gainesville, GA 30501

www.mansfield.energy

info@mansfieldoil.com

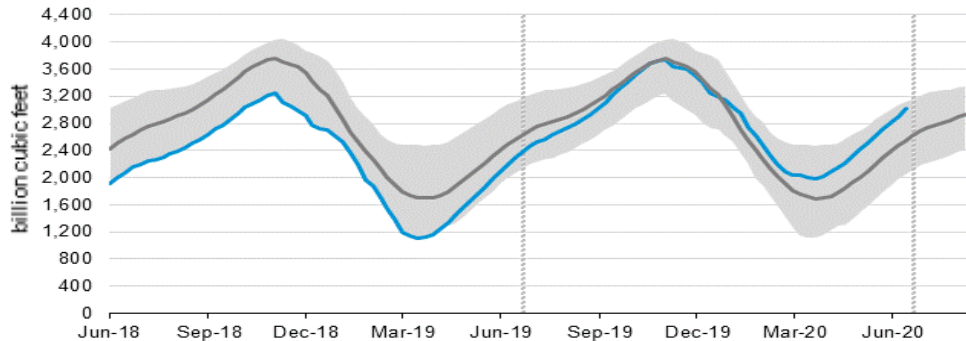
Phone: (800) 695-6626





NATURAL GAS NEWS

WEEKLY GAS IN UNDERGROUND STORAGE WITH 5-YR RANGE

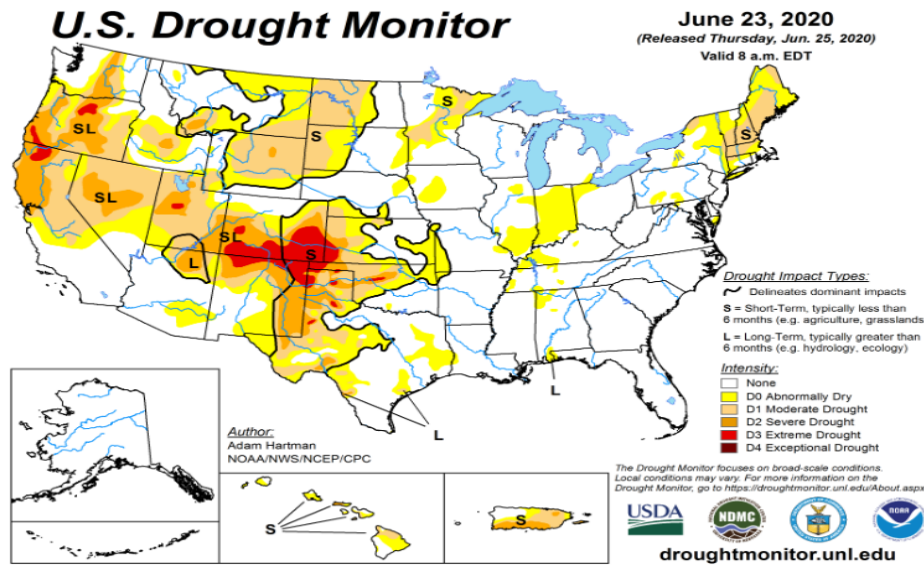


for week ending June 19, 2020 | Released: June 25, 2020 at 10:30 a.m. | Next Release: July 2, 2020

EIA Weekly NG Storage Actual and Surveys for June 19th, 2020

Released June 25th, 2020
 Range – +90 to +115
 PointLogic – +106
 CITI – +106
 Ritterbusch Associates – +102

US DROUGHT MONITOR




Total Working Gas In Storage

3,012 BCF
 +120 BCF (LAST WEEK)
 +739 BCF (LAST YEAR)
 +466 BCF (5-YR AVG)

U.S. Natural Gas Supply Gas Week 6/11 – 6/17

Average daily values (BCF/D):
 Last Year (BCF/d)
 Dry Production – +90.6
 Total Supply – +95.4
 Last Week (BCF/d)
 Dry Production – +89.5
 Total Supply – +93.7

TWO-DAY TROPICAL WEATHER OUTLOOK



[NEXT REPORT ON June 25]

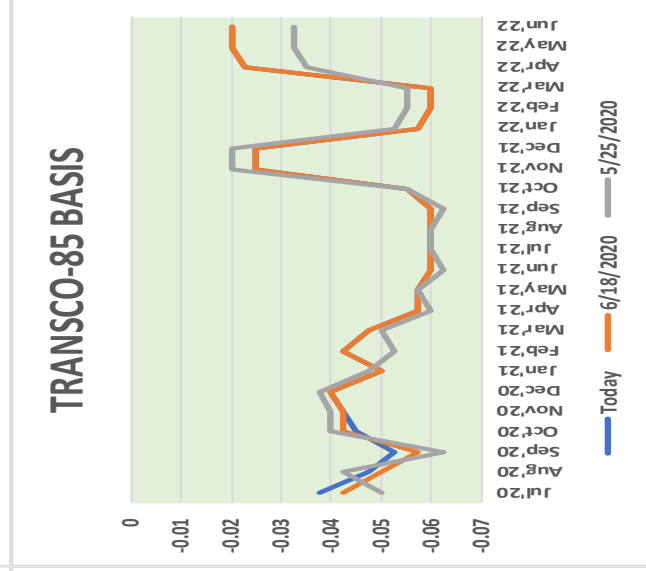
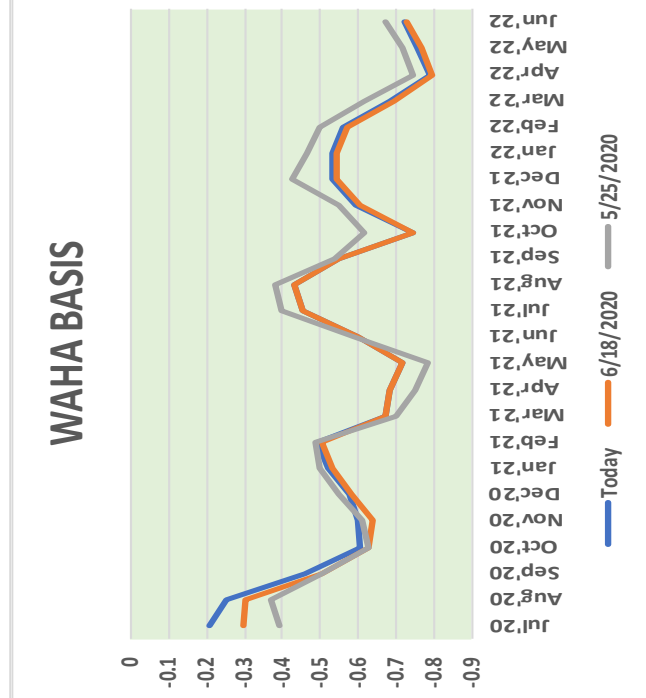
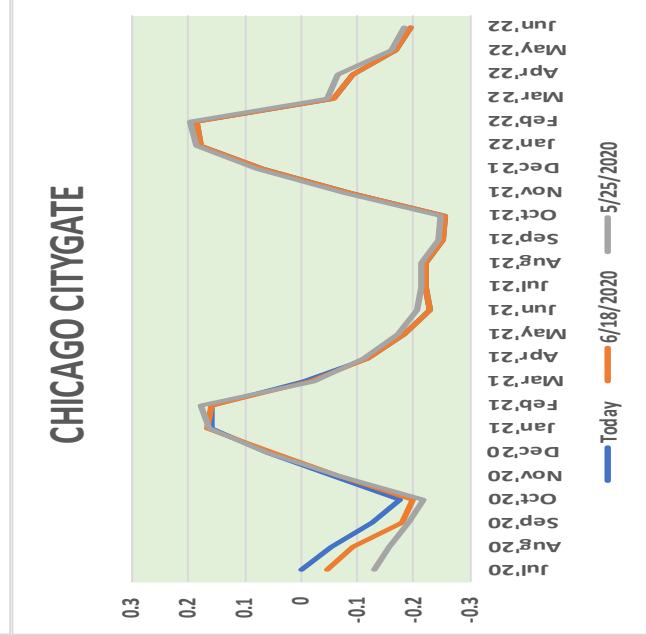
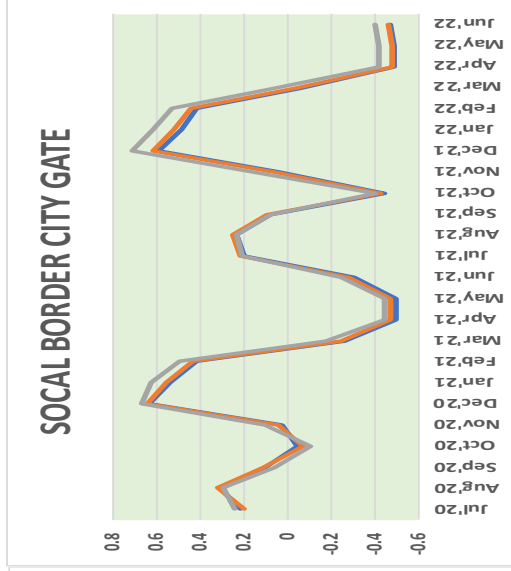
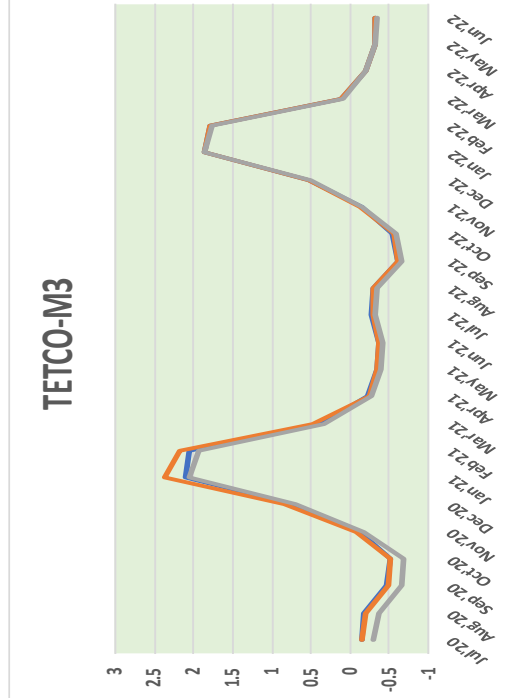
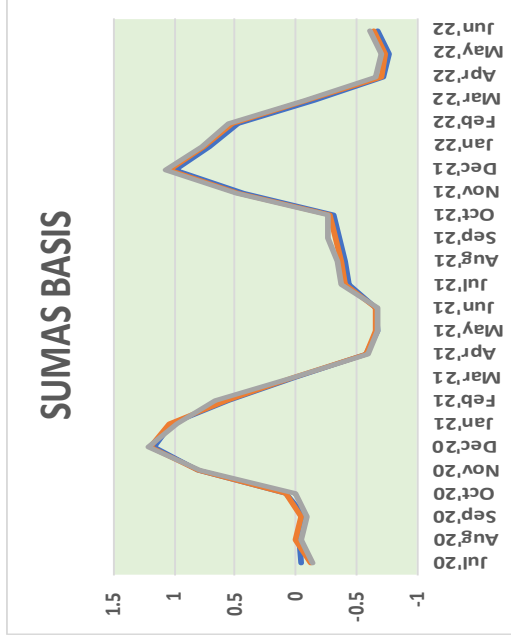
U.S. Natural Gas Demand Gas Week 6/11 – 6/17

Average daily values (BCF/D):
 Last Year (BCF/d)
 Power – +31.2
 Total Demand – +77.9
 Last Week (BCF/d)
 Power – +35.1
 Total Demand – +79.3

[NEXT REPORT ON June 25th]

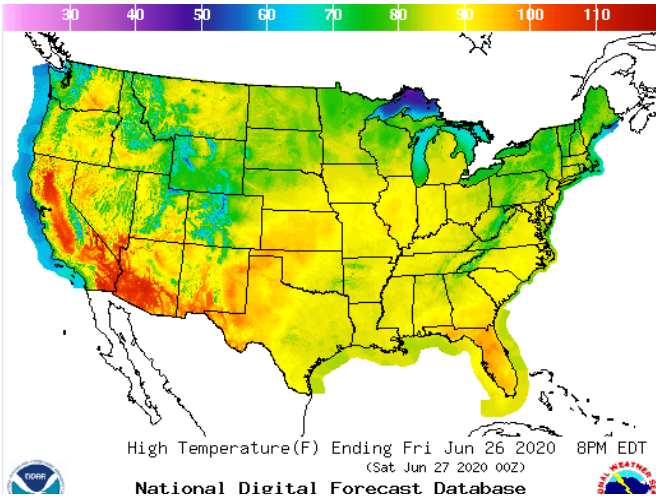
NATURAL GAS NEWS

NATURAL GAS BASIS FUTURES

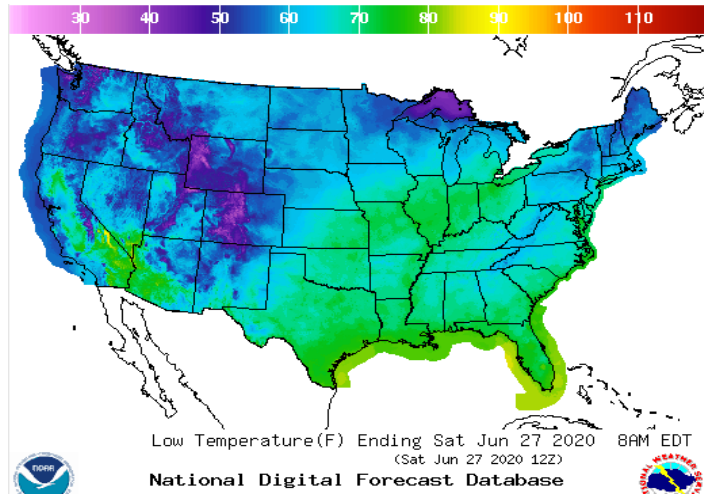


WEATHER – HIGH/LOW TEMPERATURE – TOMORROW

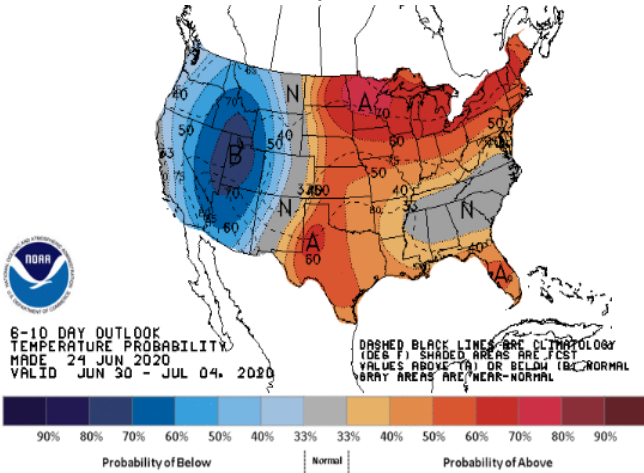
HIGH Temperature



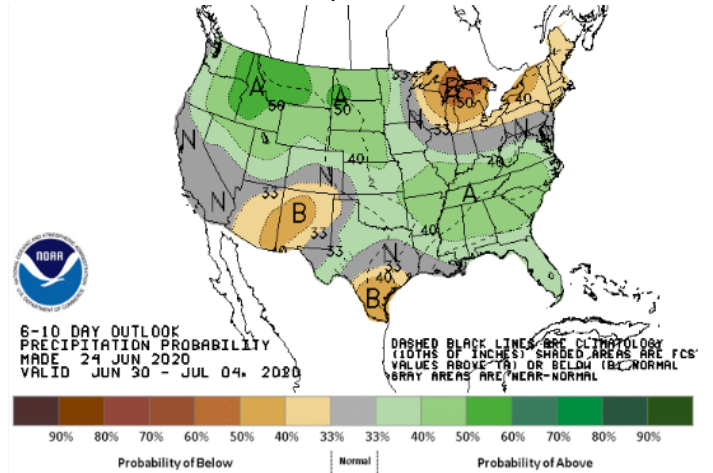
LOW Temperature



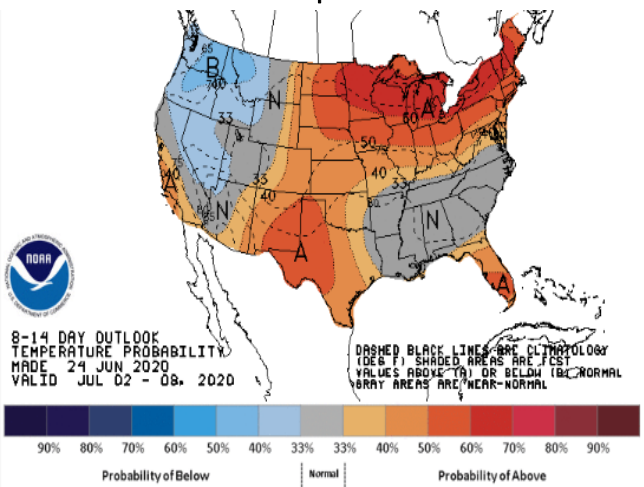
WEATHER – 6 TO 10 DAY OUTLOOK – NOAA
Temperature



Precipitation



WEATHER – 8 TO 14 DAY OUTLOOK – NOAA
Temperature



Precipitation

