

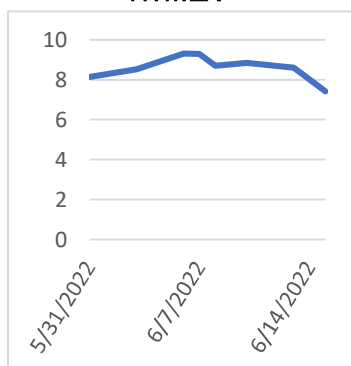
NATURAL GAS



NEWS

Thursday, June 16, 2022

**Last Week's Prompt
NYMEX**



NYMEX NG Futures

Month	Close	Change
Jul-22	7.42	(1.189)
Aug-22	7.406	(1.213)
Sep-22	7.37	(1.222)
Oct-22	7.369	(1.215)
Nov-22	7.463	(1.191)
Dec-22	7.574	(1.176)
Jan-23	7.669	(1.175)
Feb-23	7.457	(1.130)
Mar-23	6.906	(0.876)
Apr-23	5.674	(0.378)
May-23	5.547	(0.332)
Jun-23	5.598	(0.330)
Jul-23	5.654	(0.321)
Aug-23	5.646	(0.320)
Sep-23	5.621	(0.317)
Oct-23	5.668	(0.320)
Nov-23	5.845	(0.274)
Dec-23	6.098	(0.245)
Jan-24	6.231	(0.240)
Feb-24	6.054	(0.207)
Mar-24	5.638	(0.140)
Apr-24	4.838	(0.108)
May-24	4.751	(0.111)
Jun-24	4.803	(0.105)
1 YR STRIP	6.9544	(0.952)
2021	7.466	(1.189)

IN THE NEWS

U.S. Natural Gas Rises Over 4.5% Amid Pre-Summer Heat Wave

By 3:05 p.m CT, Henry Hub natural gas prices were at \$7.514, up 4.52%, up over 109% year-to-date. July Nymex natural gas (NGN22) on Wednesday closed up +0.231 (+3.21%). Demand for natural gas to power air-conditioners is expected to rise significantly as one-third of the United States is witnessing extreme heat warnings. Over the next few days, heat indexes are expected to break records, putting additional pressure on electricity providers. Heat waves are also spreading across Europe, where natural gas prices surged more than 20% on Wednesday. Gas prices in Europe continue to spike not only on temperature but on Russia's move this week to curb gas supplies via Nord Stream. On Tuesday, Gazprom said it would cut gas flows to Germany via Nord Stream by 40%, citing equipment repairs, prompting German officials to ac... For more info go to <https://bit.ly/39yvzB>

U.S. natgas rebounds as focus returns to higher summer demand

U.S. natural gas futures rebounded over 6% on Wednesday as focus returned to soaring demand amid heat waves, stabilizing after a 17% slide in the last session on expectations that an extended Freeport LNG export hub outage would increase domestic stocks. Front-month gas futures NGc1 for July delivery on the New York Mercantile Exchange rose 6.1% to \$7.630 per million British thermal units at 9:39 a.m. EDT (1339 GMT). Prices settled 17% lower on Tuesday, registering their lowest close since May 9. Goldman Sachs raised its summer Henry Hub prices forecasts to \$7.15 per MMBtu from \$6.80 previously, reasoning that the higher U.S. stocks due to the Freeport outage would be offset by hotter temperatures and stronger-than-expected power and residential demand. News that the Freeport restart could... For more info go to <https://bit.ly/39yvzB>

Strong Demand Pushes LNG Tanker Rates Through The Roof

LNG carrier rates on the spot market hit a record amid strong demand and limited supply as many opt for a long-term commitment to using the vessels. According to a Reuters report citing industry insiders, the imbalance in the LNG carrier market was also exacerbated by sanctions on Russian energy cargo that have led to buyers seeking to avoid dealing with Russian vessels. The spot market rate for a 160,000-cu m LNG carrier in the Atlantic Basin, for instance, are currently at \$100,000 per day, according to LNG consultancy Poten & Partners. For Asia and east-of-Suez, the daily rate for such carriers is \$85,000 per day. Earlier data from Clarksons Platou Security pegged the annual charter rates for LNG tankers at \$120,000 per day, which was a 50-percent increase over 2021. "The market has exploded. It's very hard to ... For more info go to <https://bit.ly/39yvzB>

**Prompt Natural Gas (NG)
Daily Sentiment**

BEARISH



RESISTANCE
7.678 & 7.937
SUPPORT
7.181 & 6.943

NATURAL GAS

Futures	Close
NG	\$7.420
Volume	48,168
Open Int.	72,126

Contact Us



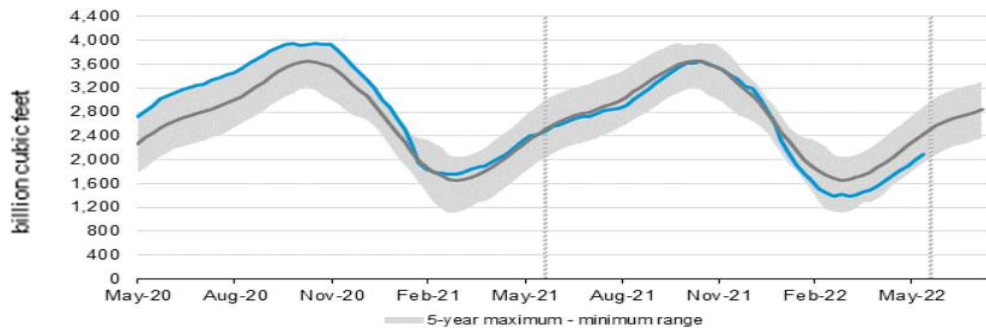
Mansfield Energy Corp
1025 Airport Pkwy
Gainesville, GA 30501
www.mansfield.energy

info@mansfieldoil.com
Phone: (800) 695 - 6626

NATURAL GAS NEWS



WEEKLY GAS IN UNDERGROUND STORAGE WITH 5-YR RANGE



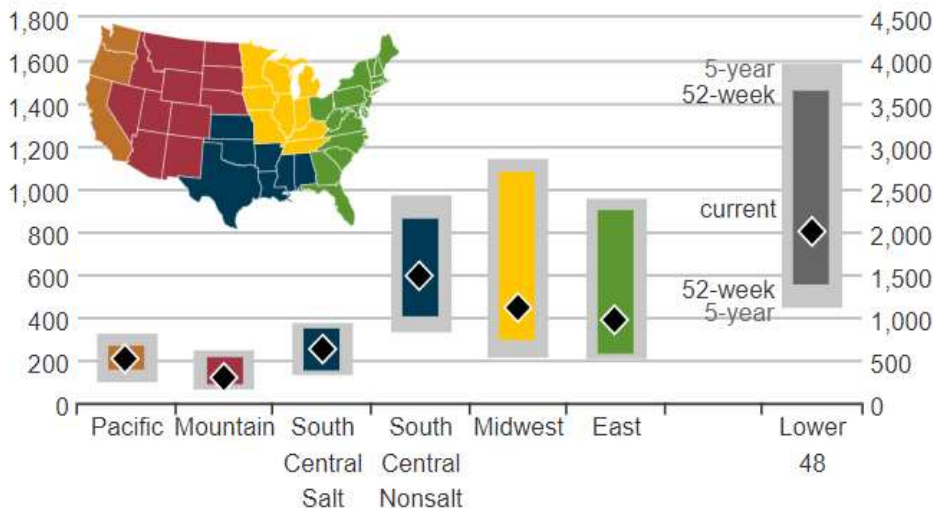
for week ending June 10, 2022 | Released: June 16, 2022 | Next Release: June 23, 2022

EIA Weekly Storage Actual and Surveys for June 10, 2022

Released June 16, 2022

Range 89 to 96
Investing.com 96

UNDERGROUND WORKING NAT GAS STORAGE AS OF 06/03/2022



Total Working Gas In Storage

1999 BCF

97 BCF (LAST WEEK)
-437 BCF (LAST YEAR)
-398 BCF (5-YEAR AVG)

U.S. Natural Gas Supply

Gas Week -

Average Daily Values (BCF/D):

Last Year (BCF/d)

Dry Production - 92.9

Total Supply - 97.1

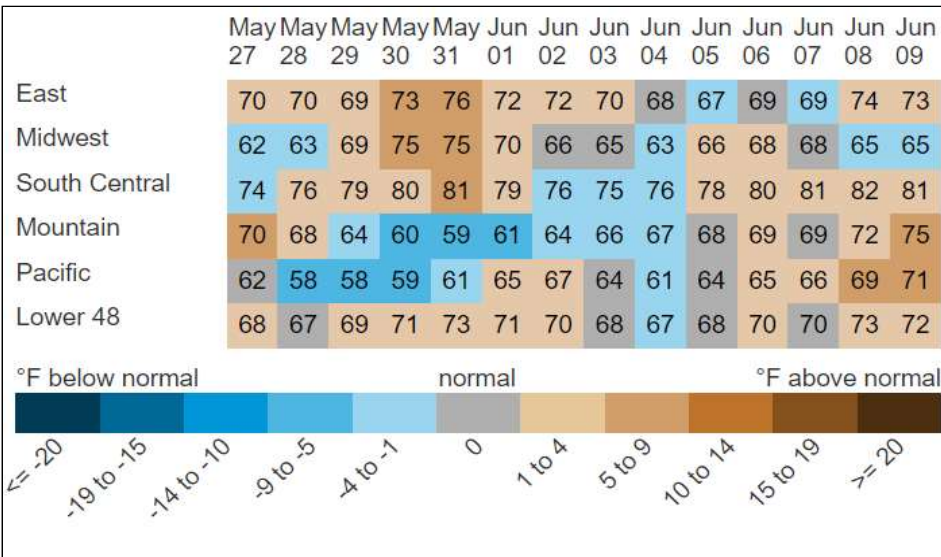
Last Week (BCF/d)

Dry Production - 96.0

Total Supply - 100.8

[Next Report: June 16]

REGIONAL AVG TEMPERATURES AND DEPARTURE FROM NORMAL



U.S. Natural Gas Demand

Gas Week -

Average Daily Values (BCF/D):

Last Year (BCF/d)

Power - 33.3

Total Demand - 86.4

Last Week (BCF/d)

Power - 30.3

Total Demand - 86.1

[Next Report: June 16]

MANSFIELDS' STORAGE FORECAST

For week ending 6/10/2022

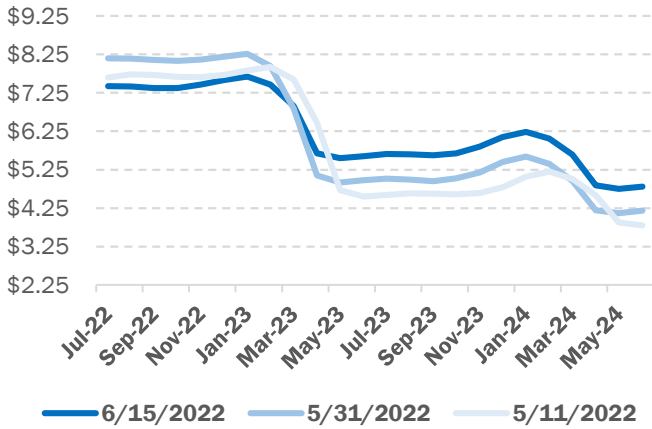
90

NATURAL GAS NEWS

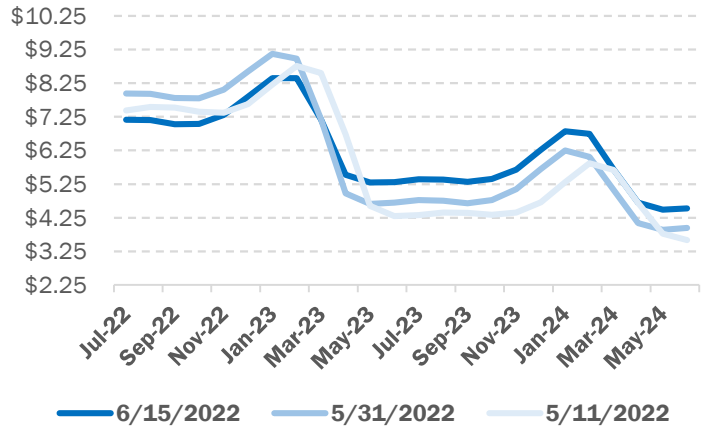


NATURAL GAS BASIS FUTURES

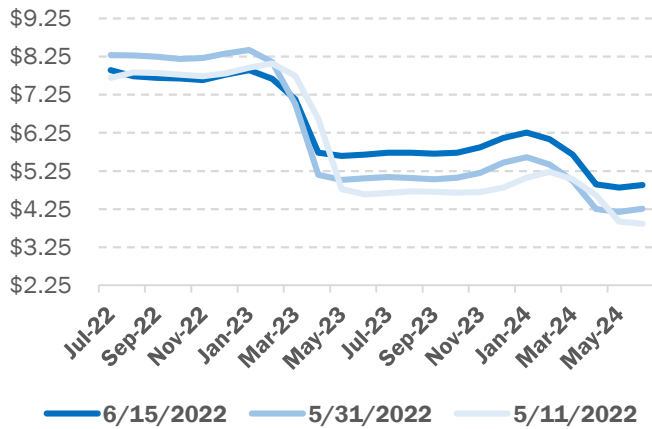
NYMEX



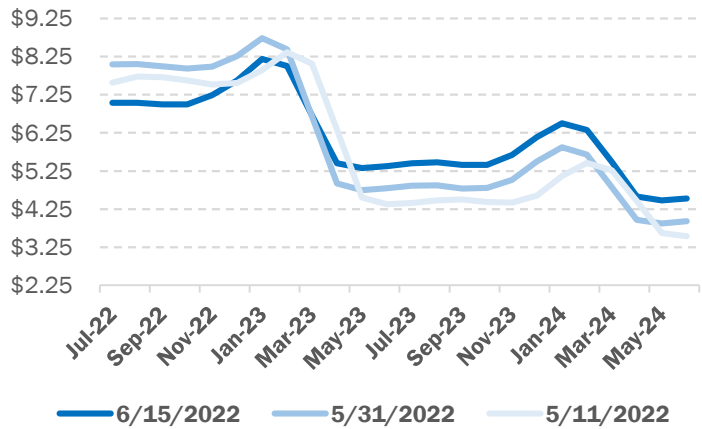
Chicago City Gate



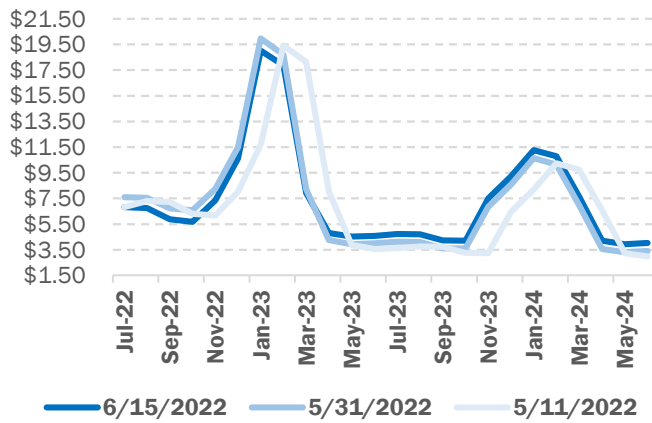
FGT Zone 3



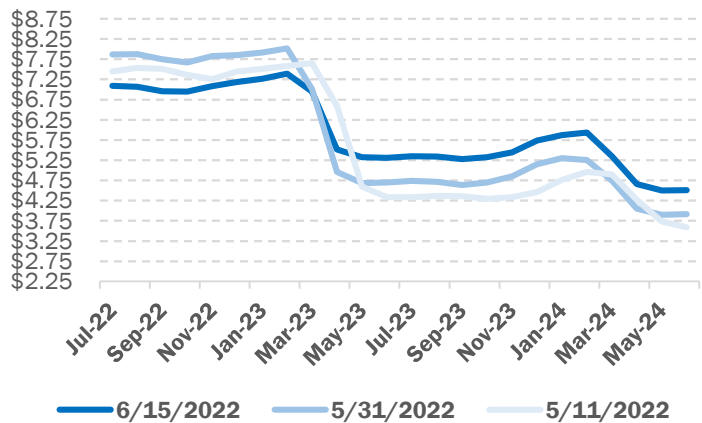
Houston Ship Channel



Transco Zone 6 NY



MichCon



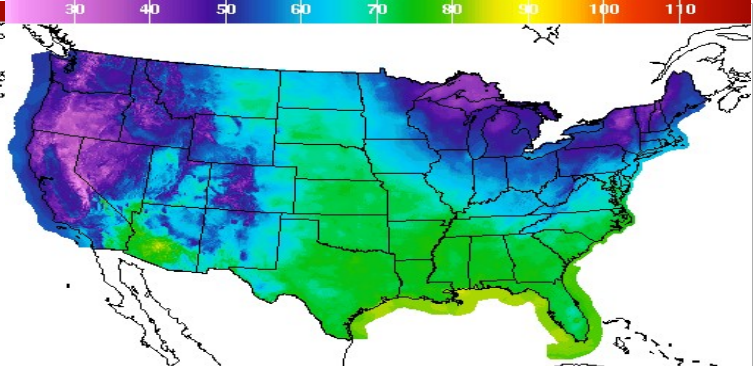
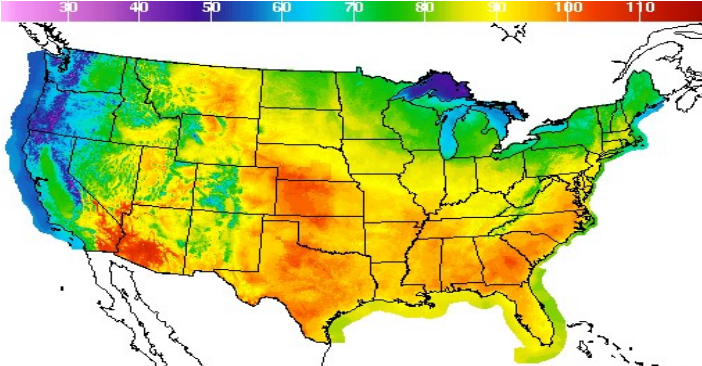
NATURAL GAS NEWS



WEATHER - HIGH / LOW TEMPERATURE - TOMORROW

HIGH Temperature

LOW Temperature



High Temperature(F) Ending Fri Jun 17 2022 8PM EDT
(Sat Jun 18 2022 00Z)

Low Temperature(F) Ending Sat Jun 18 2022 8AM EDT
(Sat Jun 18 2022 12Z)

National Digital Forecast Database

National Digital Forecast Database

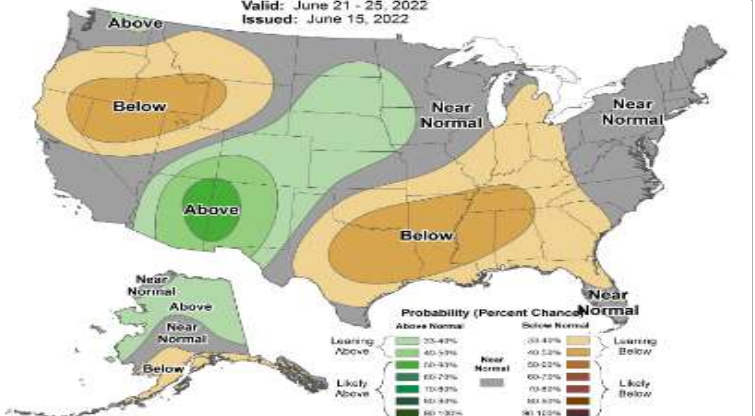
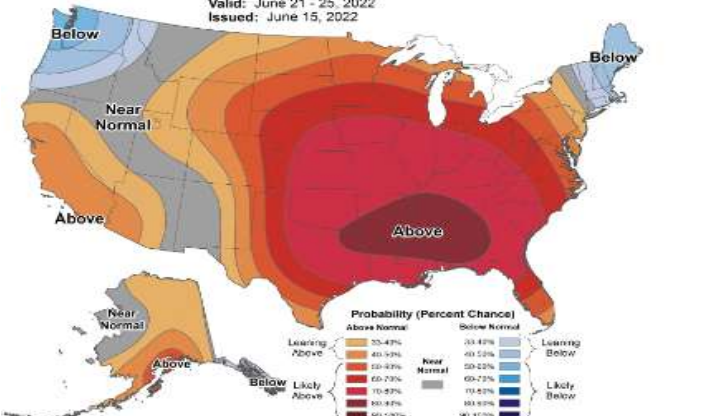
WEATHER - 6 - 10 DAY OUTLOOK - NOAA

Temperature

Precipitation

Valid: June 21 - 25, 2022
Issued: June 15, 2022

Valid: June 21 - 25, 2022
Issued: June 15, 2022



WEATHER - 8 - 14 DAY OUTLOOK - NOAA

Temperature

Precipitation

Valid: June 23 - 29, 2022
Issued: June 15, 2022

Valid: June 23 - 29, 2022
Issued: June 15, 2022

