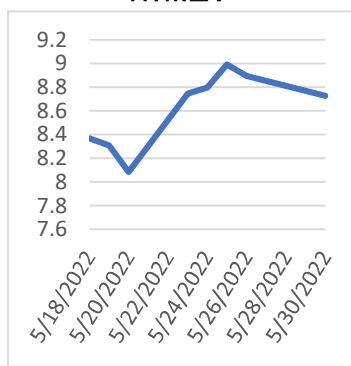


NATURAL GAS



NEWS

Wednesday, June 1, 2022

Last Week's Prompt
NYMEX

NYMEX NG Futures

Month	Close	Change
Jul-22	8.727	(0.168)
Aug-22	8.712	(0.168)
Sep-22	8.673	(0.164)
Oct-22	8.64	(0.162)
Nov-22	8.668	(0.166)
Dec-22	8.735	(0.170)
Jan-23	8.81	(0.173)
Feb-23	8.467	(0.158)
Mar-23	7.105	(0.064)
Apr-23	5.176	0.003
May-23	4.98	0.013
Jun-23	5.034	0.013
Jul-23	5.071	0.011
Aug-23	5.05	0.008
Sep-23	5.013	0.005
Oct-23	5.078	0.009
Nov-23	5.227	0.008
Dec-23	5.497	0.005
Jan-24	5.633	0.005
Feb-24	5.436	0.004
Mar-24	4.991	(0.005)
Apr-24	4.212	0.021
May-24	4.142	0.028
Jun-24	4.203	0.031
1 YR STRIP	7.6439	(0.114)
2021	8.679	(0.166)

IN THE NEWS

Price of natural gas could climb higher still after cresting multi-year highs

Summer heat waves could also push prices higher by driving up electricity demand. Natural gas prices could climb even higher, especially if hot weather boosts demand this summer. The rising price of oil may grab most of the headlines, but another commodity — natural gas — is on an even wilder ride and expected to hit fresh highs this summer. The war in Ukraine and resulting concerns about global energy security have driven up commodity prices world-wide. But where the price of oil is up about 85 per cent year-over-year, natural gas is up more than 200 per cent. Natural gas, rare earth minerals: What's at stake for Ukraine in the territory Russia is trying to conquer. U.K. introduces temporary 'windfall tax' of 25% on oil and gas profits. As of mid-day Friday, the U.S. natural gas benchmark Henry Hub price was trad... For more info go to <https://bit.ly/3NFCCUA>

Analysts say natural gas could go even higher after breaking 14-year record

The rising price of oil may grab most of the headlines, but another commodity — natural gas — is on an even wilder ride and expected to hit fresh heights this summer. The war in Ukraine and resulting concerns about global energy security have driven up commodity prices world-wide. But where the price of oil is up about 85 per cent year-over-year, natural gas is up more than 200 per cent. As of mid-day Friday, the U.S. natural gas benchmark Henry Hub price was trading around US\$8.75 per million British thermal units, or MMBtu. It surged to a 14-year high of more than \$9 earlier in the week, from less than \$3 at this time last year. "It's like if oil went to \$200 (per barrel), but it's not getting the same kind of attention," said Dulles Wang, a Wood Mackenzie analyst based in Calgary. "An... For more info go to <https://bit.ly/3LXpN72>

Natural gas prices have nearly tripled in the US over the last year amid sup

Warmer than usual spring weather, expectations of a hotter summer, and record LNG exports to help Europe reduce dependence on Russian gas could send the U.S. benchmark natural gas prices to above \$10 per million British thermal units (MMBtu) in the coming weeks, analysts say. Earlier this week, the front-month Henry Hub benchmark price hit a 13-year high of over \$8/MMBtu, as prices rallied amid increased demand for air conditioning. As of 9:50 a.m. EST on Friday, the natural gas price was at \$8.693/MMBtu, down 1.02% on the day. Moreover, the levels of natural gas in storage across the United States are well below average for this time of the year. The southern U.S. will be very warm to hot with highs of 70s to 90s, including highs near 100 °F across ... For more info go to <https://bit.ly/3ysupis>

Prompt Natural Gas (NG)
Daily Sentiment

BULLISH



RESISTANCE

8.986 & 9.246

SUPPORT

8.376 & 8.026

NATURAL GAS

Futures	Close
NG	\$8.727
Volume	77,723
Open Int.	209,358

Contact Us

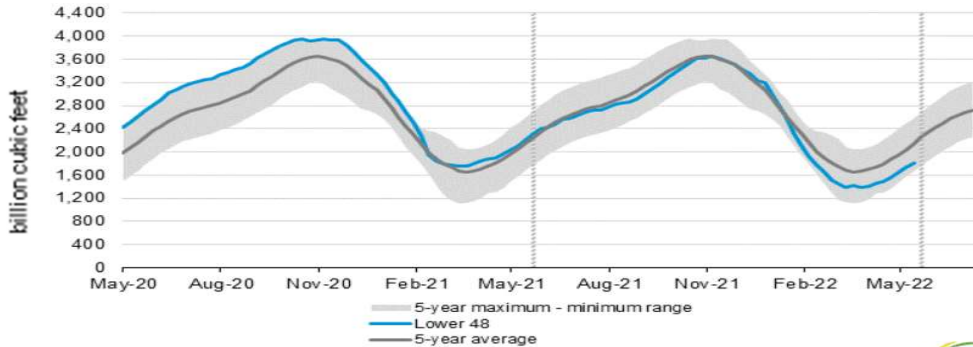


Mansfield Energy Corp
1025 Airport Pkwy
Gainesville, GA 30501
www.mansfield.energy

info@mansfieldoil.com
Phone: (800) 695 - 6626

NATURAL GAS NEWS

WEEKLY GAS IN UNDERGROUND STORAGE WITH 5-YR RANGE



for week ending May 20, 2022 | Released: May 26, 2022 | Next Release: June 02, 2022

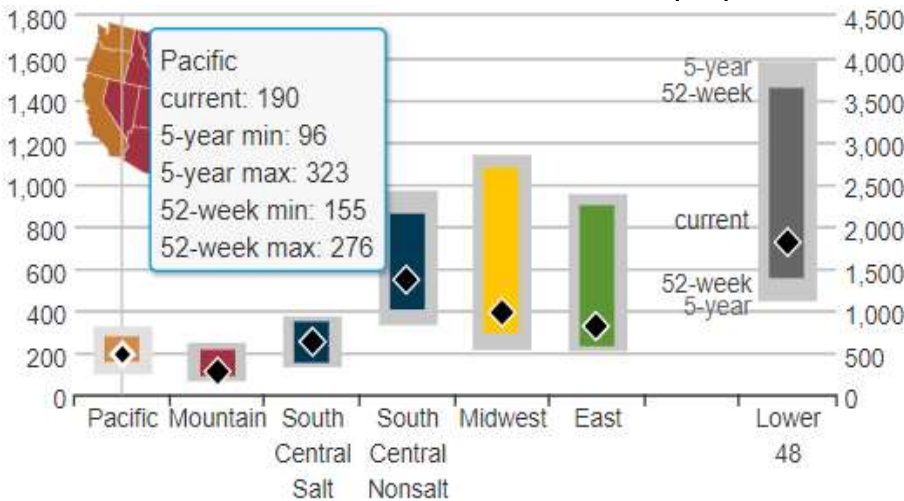
EIA Weekly Storage Actual and Surveys for May 20, 2022

Released May 26, 2022

Range 87 to 102

Investing.com 89

UNDERGROUND WORKING NAT GAS STORAGE AS OF 05/20/2022



Total Working Gas In Storage

1812 BCF

80 BCF (LAST WEEK)

-327 BCF (LAST YEAR)

-387 BCF (5-YEAR AVG)

U.S. Natural Gas Supply Gas Week -

Average Daily Values (BCF/D):

Last Year (BCF/d)

Dry Production - 92.4

Total Supply - 96.8

Last Week (BCF/d)

Dry Production - 95.2

Total Supply - 100.6

[Next Report: May 26]

U.S. Natural Gas Demand Gas Week -

Average Daily Values (BCF/D):

Last Year (BCF/d)

Power - 27.9

Total Demand - 80.9

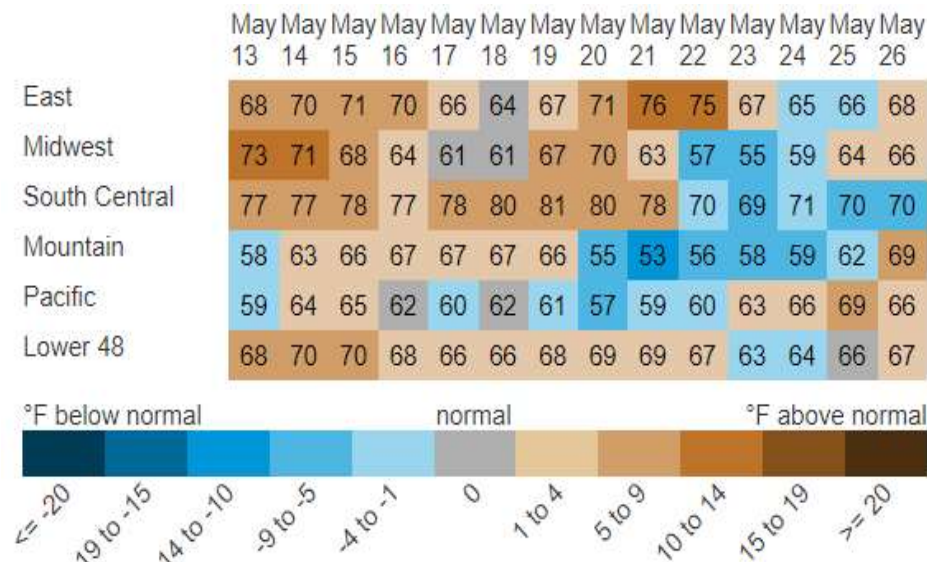
Last Week (BCF/d)

Power - 31.4

Total Demand - 86.6

[Next Report: June 02]

REGIONAL AVG TEMPERATURES AND DEPARTURE FROM NORMAL



MANSFIELDS' STORAGE FORECAST

For week ending 5/27/2022

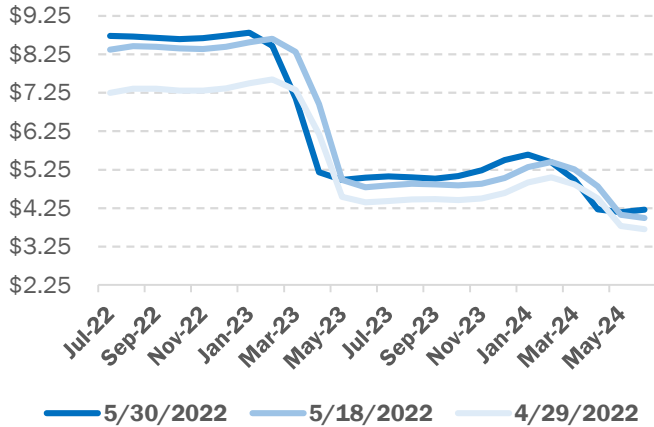
75

NATURAL GAS NEWS

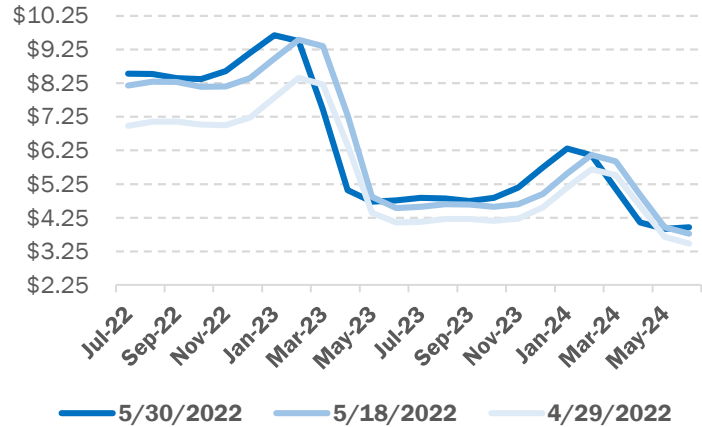


NATURAL GAS BASIS FUTURES

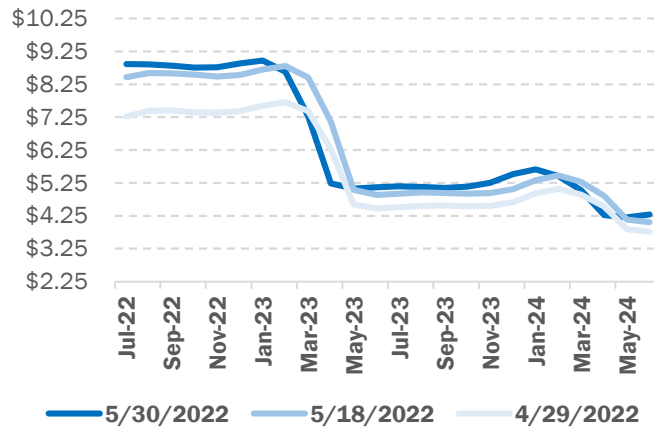
NYMEX



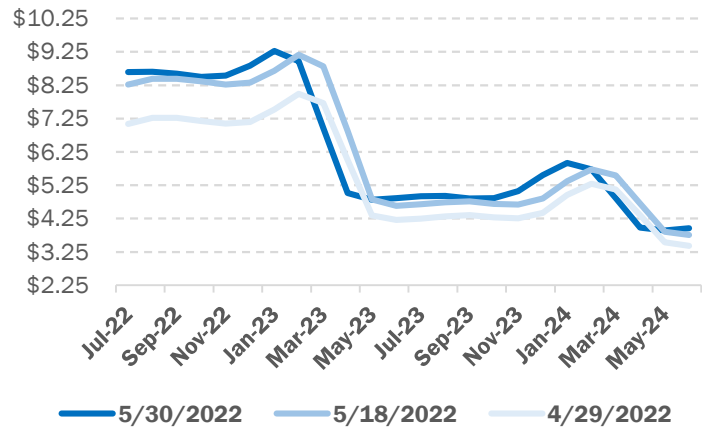
Chicago City Gate



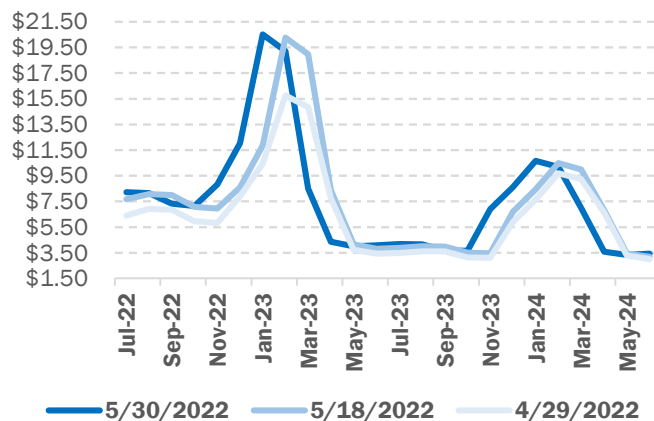
FGT Zone 3



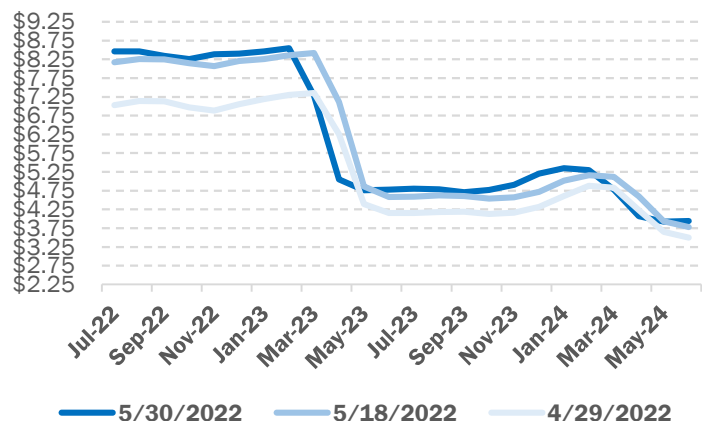
Houston Ship Channel



Transco Zone 6 NY



MichCon



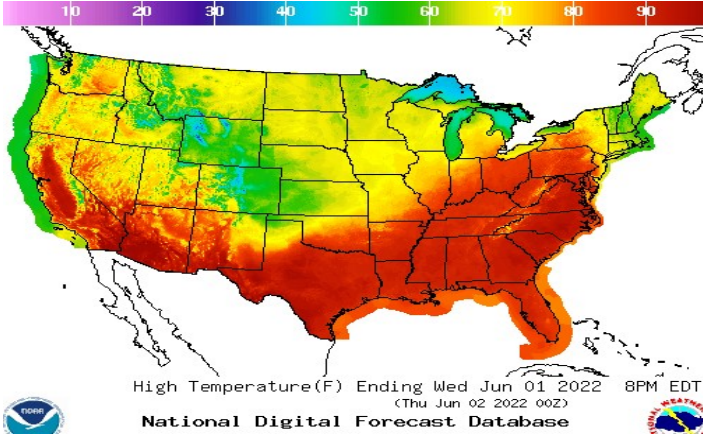
Wednesday, June 1, 2022

NATURAL GAS NEWS

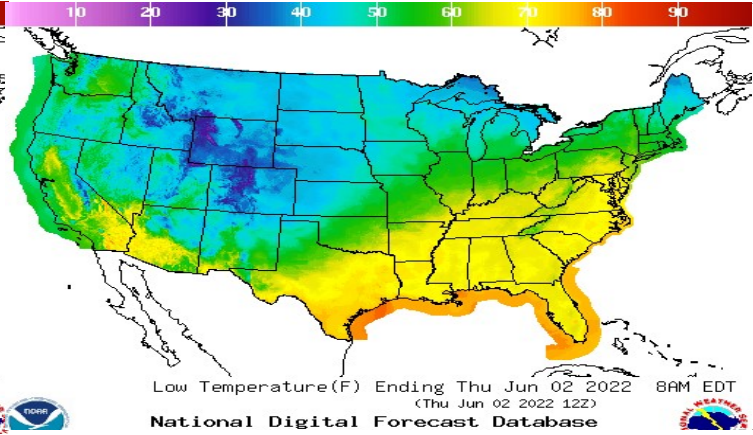


WEATHER - HIGH / LOW TEMPERATURE - TOMORROW

HIGH Temperature

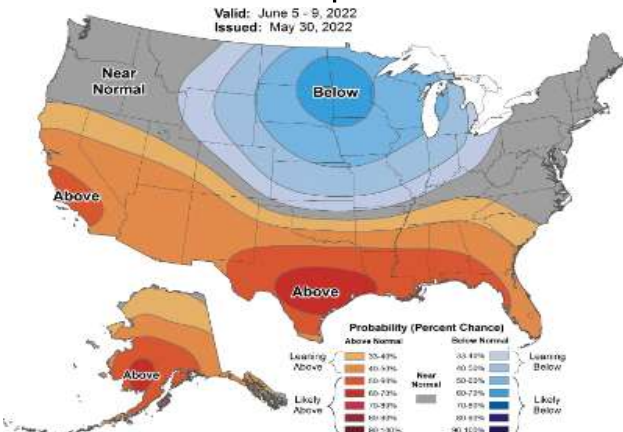


LOW Temperature

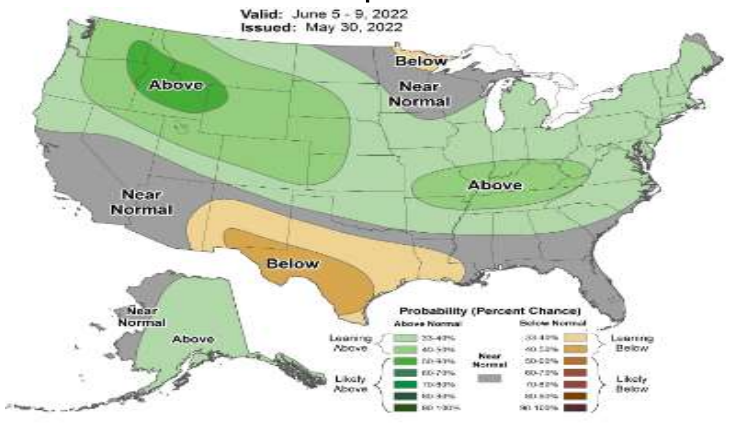


WEATHER - 6 - 10 DAY OUTLOOK - NOAA

Temperature

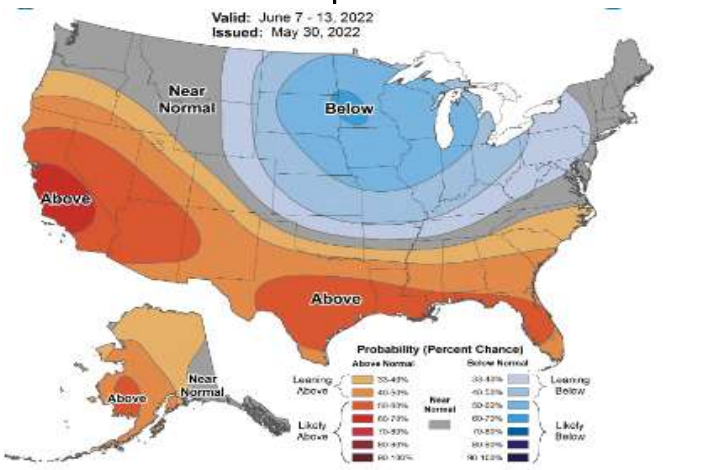


Precipitation



WEATHER - 8 - 14 DAY OUTLOOK - NOAA

Temperature



Precipitation

