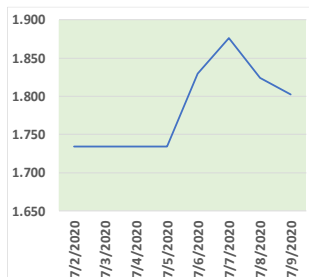


NATURAL GAS



JULY 9TH, 2020

Last Week's Prompt NYMEX



NYMEX NG Futures

Month	Close	Change
Aug-20	1.830	0.096
Sep-20	1.893	0.159
Oct-20	1.983	0.198
Nov-20	2.335	0.451
Dec-20	2.741	0.444
Jan-21	2.870	0.097
Feb-21	2.839	(0.068)
Mar-21	2.733	(0.140)
Apr-21	2.473	(0.295)
May-21	2.440	(0.050)
Jun-21	2.482	0.025
Jul-21	2.530	0.035
Aug-21	2.545	0.005
Sep-21	2.533	(0.021)
Oct-21	2.551	0.009
Nov-21	2.597	0.035
Dec-21	2.725	0.115
Jan-22	2.826	0.087
Feb-22	2.785	(0.055)
Mar-22	2.640	(0.158)
Apr-22	2.276	(0.377)
May-22	2.240	(0.043)
Jun-22	2.274	0.028
Jul-22	2.315	0.035
1YR STRIP 2020	2.438 / 2.420	0.074 / 0.083

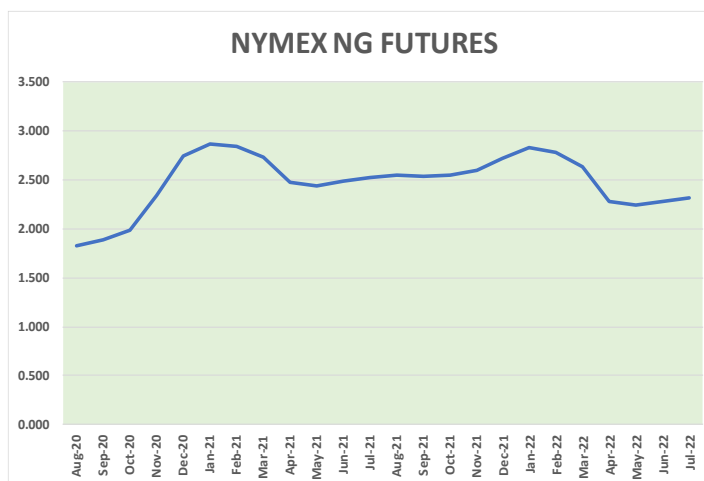
IN THE NEWS

Natural Gas Price Fundamental Daily Forecast – Robust Cooling Demand Could Drive Market to \$2.00– Exports of natural gas by pipeline are the largest component of U.S. natural gas trade, accounting for

- **Natural Gas Price Fundamental Daily Forecast – Robust Cooling Demand Could Drive Market to \$2.00**
- **U.S. natural gas exports to Mexico set to rise with completion of the Wahalajara system**

40% of all U.S. gross natural gas exports in 2019. EIA expects these exports to increase with the completion of the southern-most segment of the Wahalajara system, the Villa de Reyes-Aguascalientes-Guadalajara (VAG) pipeline. VAG began operations in June 2020, connecting new demand markets in Mexico to U.S. natural gas pipeline exports. The Wahalajara system is a group of new pipelines that connects the Waha hub in western Texas, a major supply hub for Permian Basin natural gas producers, to Guadalajara and other population centers in west-central Mexico. The Wahalajara system provides U.S. natural gas to meet growing demand from Mexico's electric power and industrial sectors. For more on this story visit oilandgas360.com or click <https://bit.ly/2Dri3RI>.

U.S. natural gas exports to Mexico set to rise with completion of the Wahalajara system– Natural gas futures are trading higher on Tuesday after spiking higher during the previous session. The catalyst behind the move is expectations of robust cooling demand amid a summer heatwave. Some traders said the rally was also fueled by the news that Warren Buffet was buying Dominion Energy. At 06:38 GMT, August natural gas is trading \$1.849, up \$0.019 or +1.04%. NatGasWeather said, "The weekend weather data was a little cooler trending over the Great Lakes and East next weekend, which looks bearish trending in that view. However, this comes with very hot conditions over Texas, South Plains, and Southwest for this same time period with highs easily in the 100s, thereby, keeping forecast national demand strong.". For more on this story visit [finance.yahoo.com](https://yhoo.it/2O6yvo5) or <https://yhoo.it/2O6yvo5>.



Prompt Natural Gas (NG) Daily Sentiment

BEARISH



RESISTANCE

1.871 & 1.917

SUPPORT

1.793 & 1.761

NATURAL GAS

Futures	Close	Change
NG	1.802	(0.017)
Volume	100,469	100,469
Open Int.	239,758	202,581

Contact Us



Mansfield Energy Corp

1025 Airport Pkwy
Gainesville, GA 30501

www.mansfield.energy

info@mansfieldoil.com

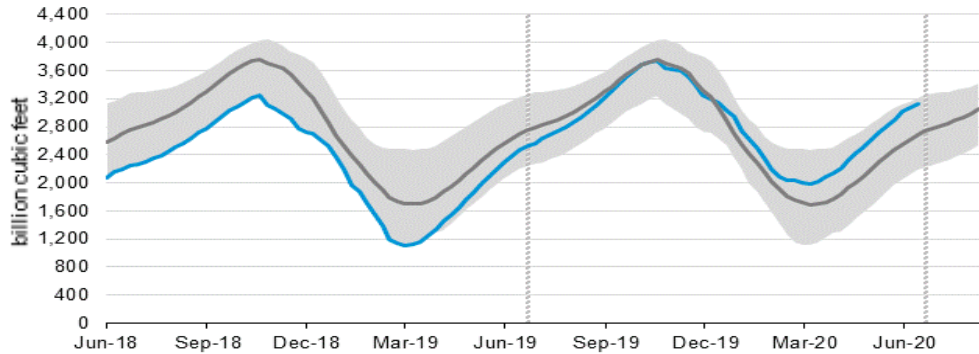
Phone: (800) 695-6626





NATURAL GAS NEWS

WEEKLY GAS IN UNDERGROUND STORAGE WITH 5-YR RANGE



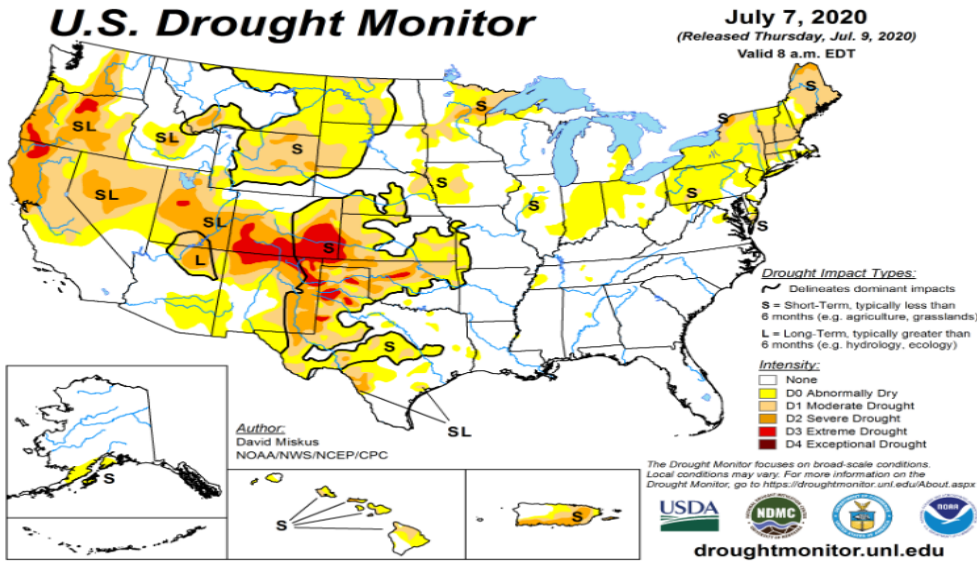
for week ending July 3, 2020 | Released: July 9, 2020 at 10:30 a.m. | Next Release: July 16, 2020

EIA Weekly NG Storage Actual and Surveys for July 3rd, 2020

Released July 9th, 2020
 Range – +51 to +65
 PointLogic – +56
 CITI – +62
 Refinitiv – +58

US DROUGHT MONITOR

U.S. Drought Monitor



Total Working Gas In Storage

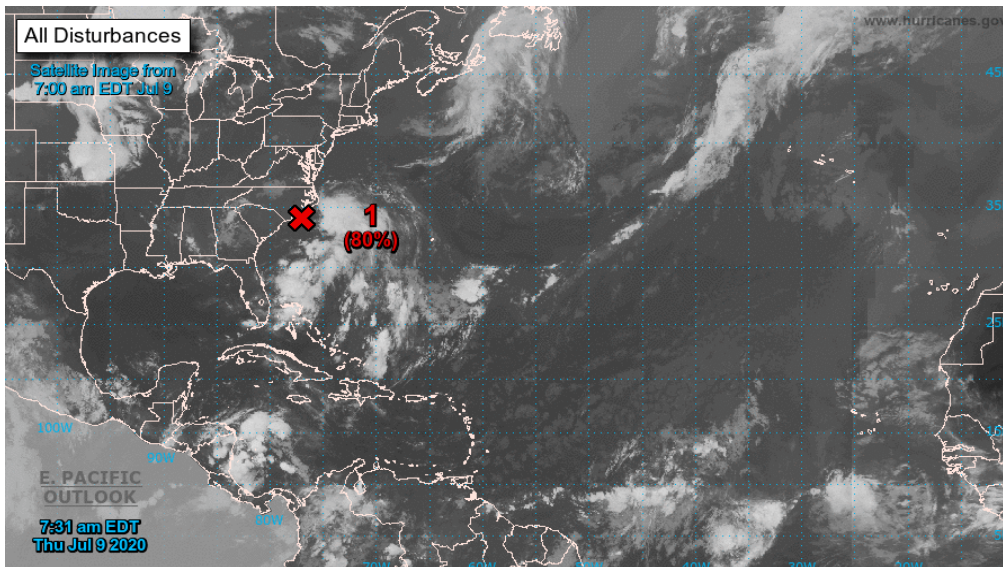
3,133 BCF

+56 BCF (LAST WEEK)
 +685 BCF (LAST YEAR)
 +454 BCF (5-YR AVG)

U.S. Natural Gas Supply Gas Week 6/18 – 6/24

Average daily values (BCF/D):
 Last Year (BCF/d)
 Dry Production – +90.6
 Total Supply – +94.6
 Last Week (BCF/d)
 Dry Production – +88.3
 Total Supply – +92.1

TWO-DAY TROPICAL WEATHER OUTLOOK



[NEXT REPORT ON July 9th]

U.S. Natural Gas Demand Gas Week 6/18 – 6/24

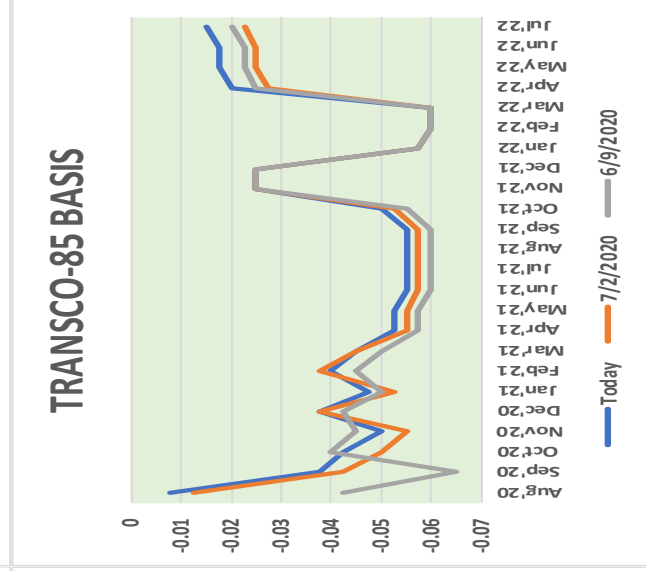
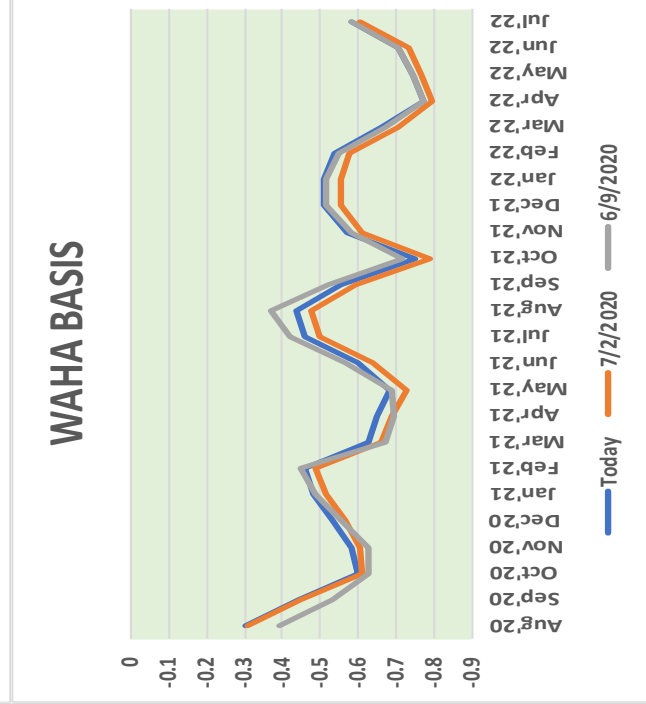
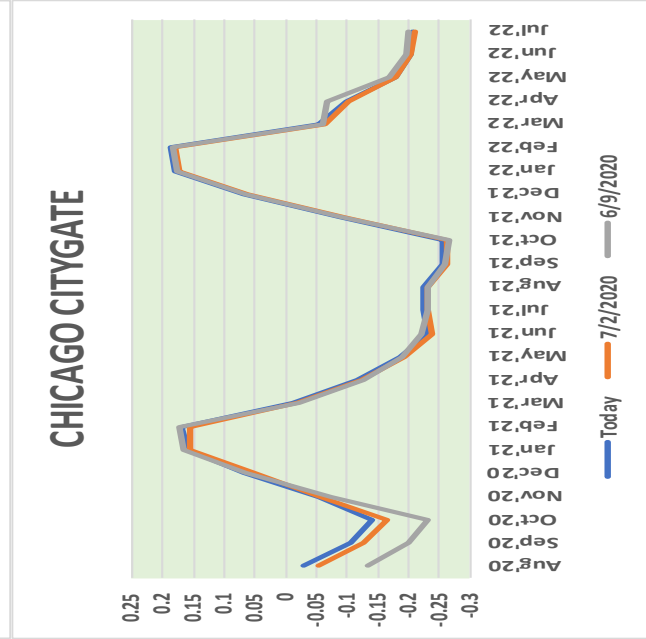
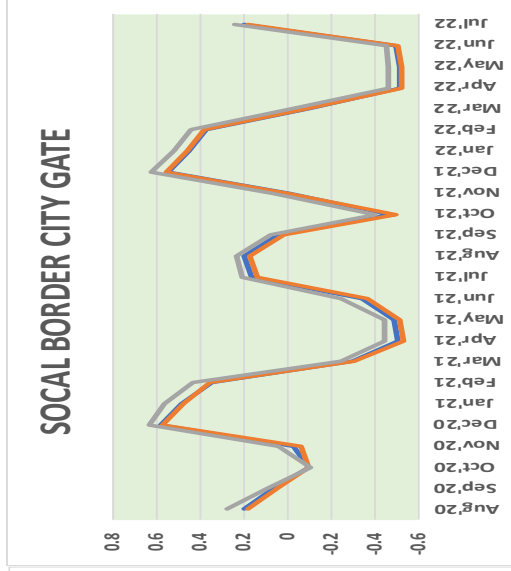
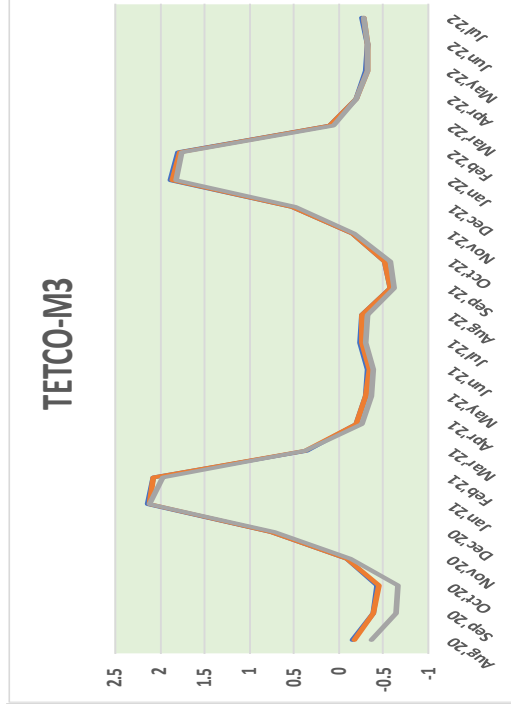
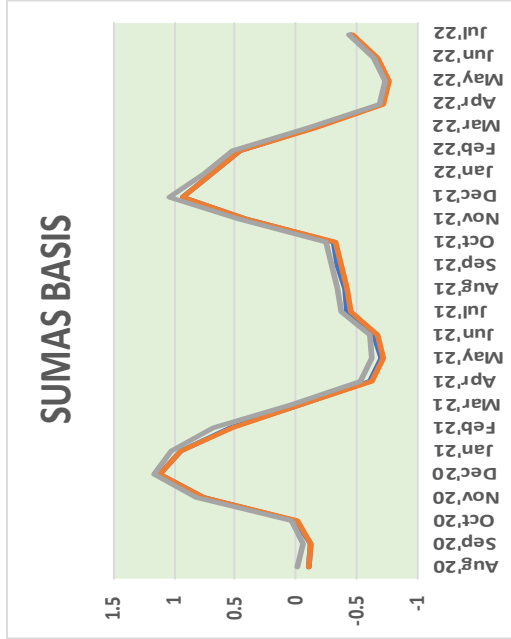
Average daily values (BCF/D):
 Last Year (BCF/d)
 Power – +33.9
 Total Demand – +79.7
 Last Week (BCF/d)
 Power – +29.7
 Total Demand – +74.3

[NEXT REPORT ON July 9th]



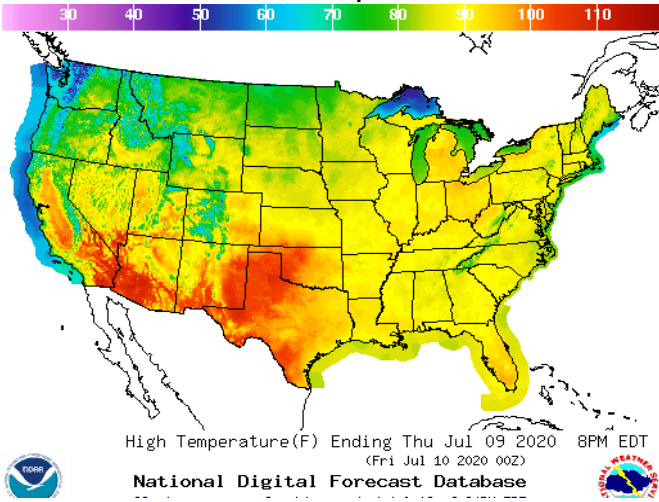
NATURAL GAS NEWS

NATURAL GAS BASIS FUTURES

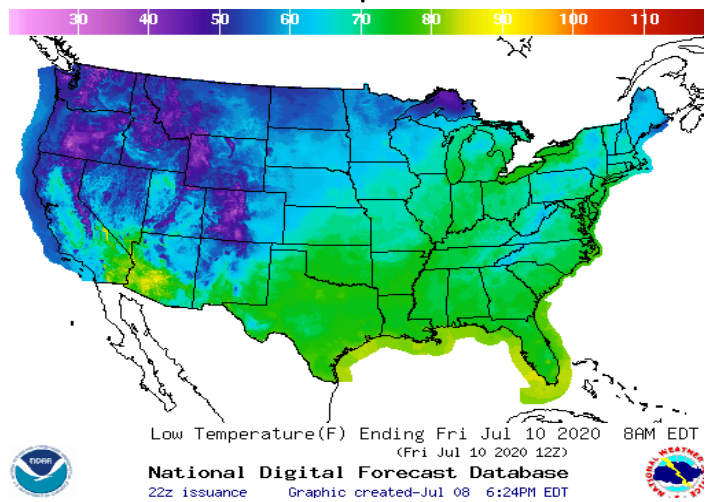


WEATHER – HIGH/LOW TEMPERATURE – TOMORROW

HIGH Temperature

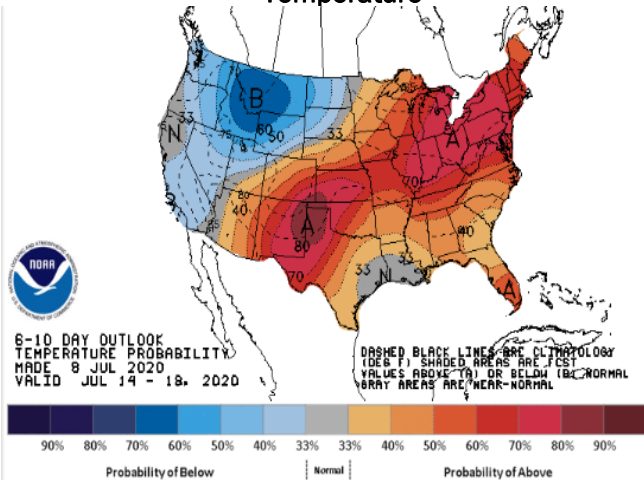


LOW Temperature

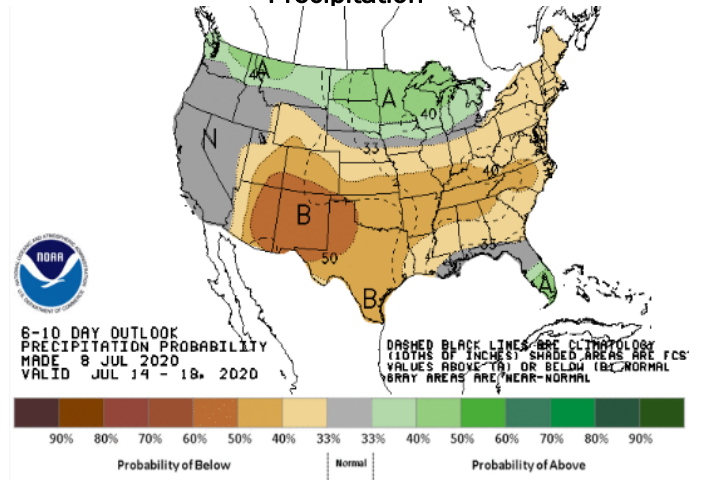


WEATHER – 6 TO 10 DAY OUTLOOK – NOAA

Temperature

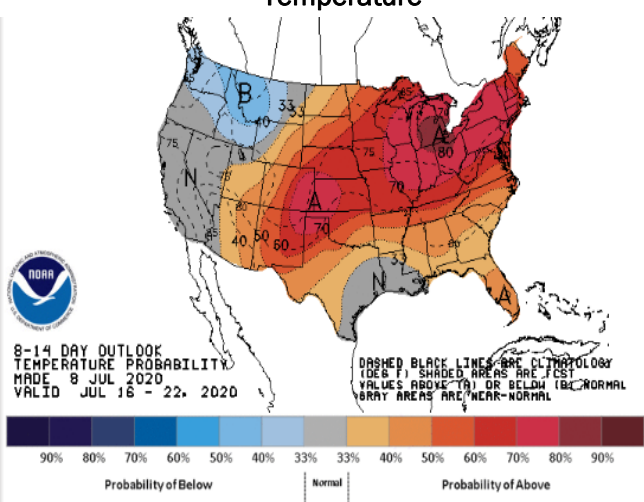


Precipitation



WEATHER – 8 TO 14 DAY OUTLOOK – NOAA

Temperature



Precipitation

