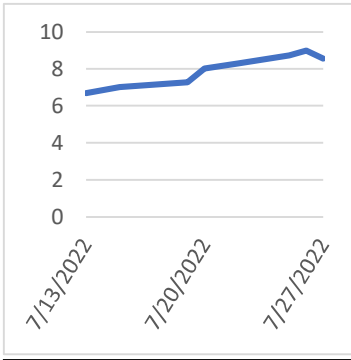


NATURAL GAS



Thursday, July 28, 2022

**Last Week's Prompt
NYMEX**



NYMEX NG Futures

Month	Close	Change
Sep-22	8.554	(0.439)
Oct-22	8.526	(0.299)
Nov-22	8.603	(0.191)
Dec-22	8.695	(0.171)
Jan-23	8.76	(0.184)
Feb-23	8.302	(0.697)
Mar-23	6.892	(1.624)
Apr-23	5.099	(1.932)
May-23	4.92	(0.290)
Jun-23	4.968	(0.055)
Jul-23	5.02	(0.052)
Aug-23	5.027	(0.098)
Sep-23	5.003	(0.126)
Oct-23	5.057	(0.046)
Nov-23	5.216	0.062
Dec-23	5.429	0.110
Jan-24	5.571	0.033
Feb-24	5.396	(0.276)
Mar-24	4.983	(0.510)
Apr-24	4.359	(0.702)
May-24	4.301	(0.114)
Jun-24	4.378	0.022
Jul-24	4.454	0.021
Aug-24	4.476	(0.033)
1 YR STRIP	6.9472	(0.503)
2021	7.9289	(0.692)

IN THE NEWS

How We Called The Record Hot Summer And Explosion In Nat Gas Prices

The last time I submitted an article on Seeking Alpha, natural gas (UNG) prices were under pressure from the shut-down of the FreePort, Texas LNG export facility. They were collapsing to below \$6.00 a month or so ago. However, I disclosed an overall bullish summer outlook for natural gas prices based on what I expected would be one of the hottest summers on record. You can see the headlines of one of my latest newsletters. In addition, the severe western U.S. drought means the 2nd year in a row of limited hydropower supplies and a conversion to natural gas for millions of residents and commercial properties. Since then, the ETF NYSEARCA:BOIL has soared a whopping 70%. Not to be brash, but these pundits talking about low solar cycles and/or La Niña weakening would result in an overall cooling trend, months ago, hav... For more info go to <https://bit.ly/3S7LBBO>

Natural gas hits highest level since 2008, on pace for best month ever as I

Natural gas prices are surging around the world as scorching temperatures stoke demand for the fuel, and as Europe's push to move away from Russian fuel roils global energy markets. U.S. natural gas futures surged more than 11% at one point on Tuesday to \$9.75 per million British thermal units (MMBtu), the highest level since July 2008. The contract drifted lower over the course of the day, ending the day at \$8.99 per MMBtu for a gain of 3.05%. Natural gas is now up roughly 66% for July, putting it on track for the best month going back to the contract's inception in 1990. EU countries reach deal to cut gas consumption by 15% over coming months: WSJ "Although the magnitude and speed of recent natural gas price gains point to contributing non-fundamental market dynamics, supportive fundamen... For more info go to <https://bit.ly/3S7LBBO>

EIA: US became the world's largest LNG exporter in the first half of 2022

The United States became the world's largest liquefied natural gas (LNG) exporter during the first half of 2022, according to data from CEDIGAZ. reported by the US Energy Information Administration (EIA). Compared with the second half of 2021, US LNG exports increased by 12% in the first half of 2022, averaging 11.2 billion cubic feet per day (Bcf/d). US LNG exports continued to grow for three reasons: increased LNG export capacity, increased international natural gas and LNG prices, and increased global demand, particularly in Europe. According to EIA estimates, installed US LNG export capacity has expanded by 1.9 Bcf/d nominal (2.1 Bcf/d peak) since November 2021. The capacity additions included a sixth train at the Sabine Pass LNG, 18 new mid-scale liquefaction trains at the Calcasieu Pass LNG, and increased LN... For more info go to <https://bit.ly/3S7LBBO>

Prompt Natural Gas (NG)

Daily Sentiment

BULLISH



RESISTANCE

8.914 & 9.275

SUPPORT

8.269 & 7.985

NATURAL GAS

Futures	Close
NG	\$8.554
Volume	68,930
Open Int.	166,024

Contact Us



Mansfield Energy Corp

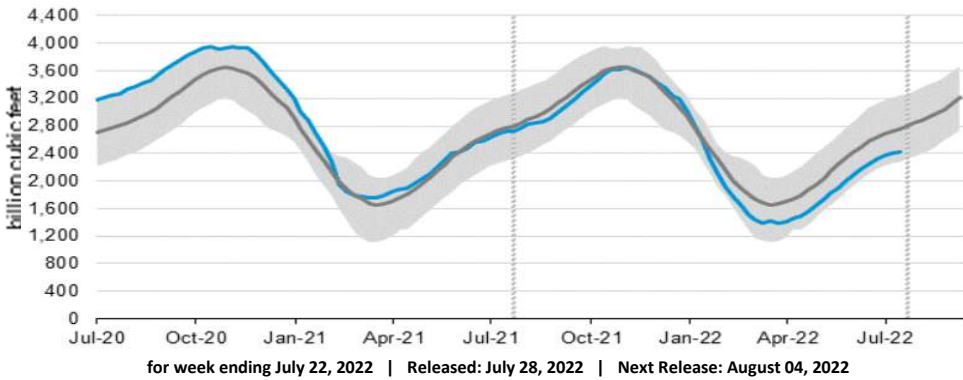
1025 Airport Pkwy
Gainesville, GA 30501
www.mansfield.energy

info@mansfieldoil.com
Phone: (800) 695 - 6626

NATURAL GAS NEWS



WEEKLY GAS IN UNDERGROUND STORAGE WITH 5-YR RANGE

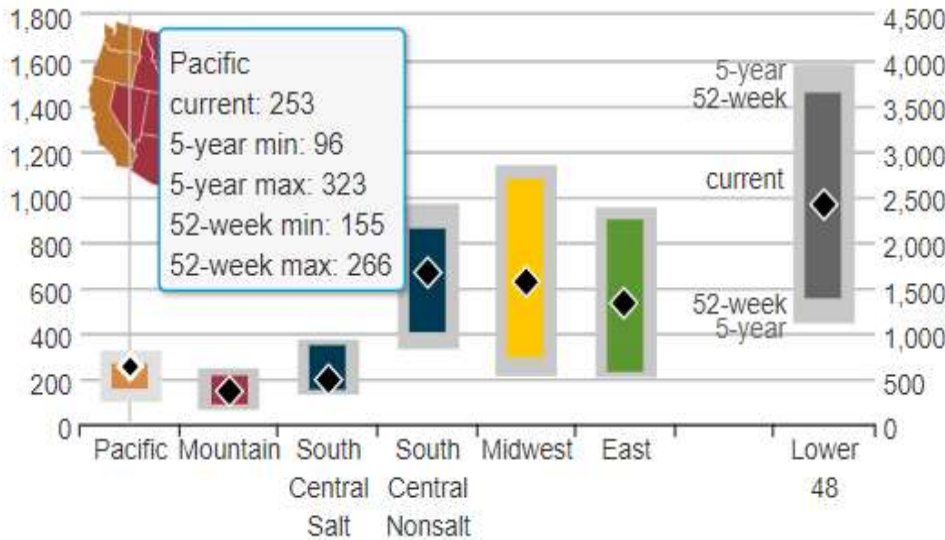


EIA Weekly Storage Actual and Surveys for July 22, 2022

Released July 28, 2022

Range 25 to 47
Investing.com 22

UNDERGROUND WORKING NAT GAS STORAGE AS OF 08/04/2022



Total Working Gas In Storage

2416 BCF

15 BCF (LAST WEEK)
-345 BCF (LAST YEAR)
-293 BCF (5-YEAR AVG)

U.S. Natural Gas Supply

Gas Week -

Average Daily Values (BCF/D):

Last Year (BCF/d)

Dry Production - 93.2

Total Supply - 98.3

Last Week (BCF/d)

Dry Production - 96.0

Total Supply - 102.0

[Next Report: July 28]

U.S. Natural Gas Demand

Gas Week -

Average Daily Values (BCF/D):

Last Year (BCF/d)

Power - 39.8

Total Demand - 92.6

Last Week (BCF/d)

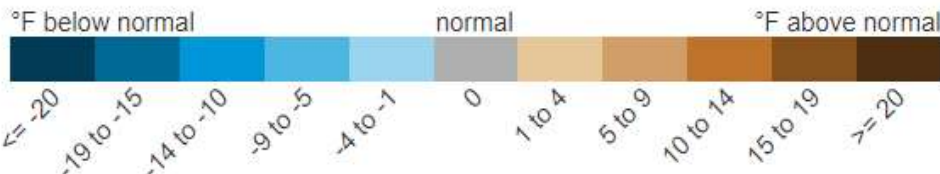
Power - 41.7

Total Demand - 95.6

[Next Report: July 28]

REGIONAL AVG TEMPERATURES AND DEPARTURE FROM NORMAL

	Jul 15	Jul 16	Jul 17	Jul 18	Jul 19	Jul 20	Jul 21	Jul 22	Jul 23	Jul 24	Jul 25	Jul 26	Jul 27	Jul 28
East	74	74	76	77	79	80	80	80	80	80	79	74	77	80
Midwest	72	74	75	76	78	79	78	78	78	77	71	71	75	73
South Central	82	84	85	85	86	87	86	84	84	86	85	86	87	85
Mountain	80	80	80	80	80	79	80	81	80	76	74	75	76	75
Pacific	73	74	74	74	75	75	75	74	73	73	74	74	75	76
Lower 48	75	76	77	78	79	80	80	79	79	79	77	76	78	78



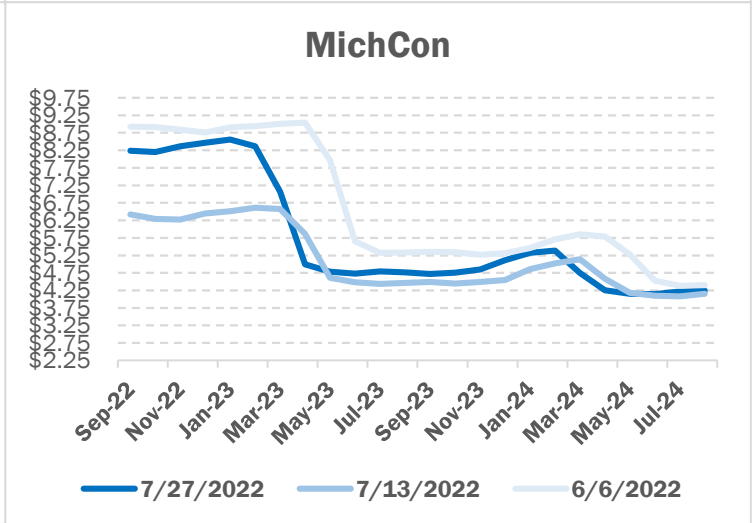
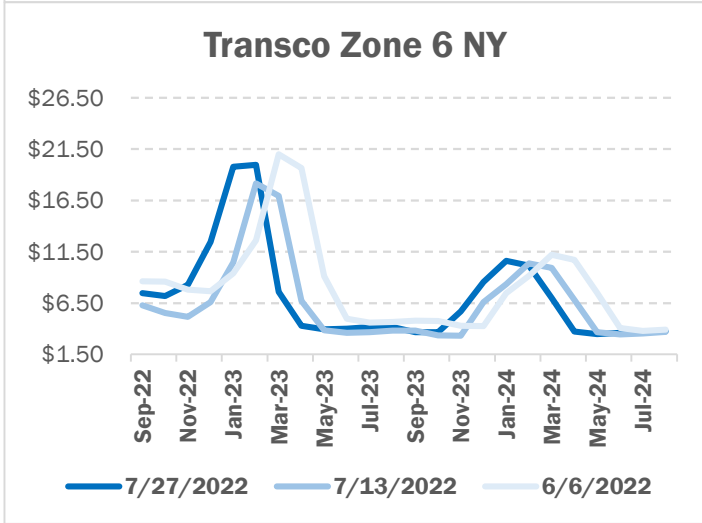
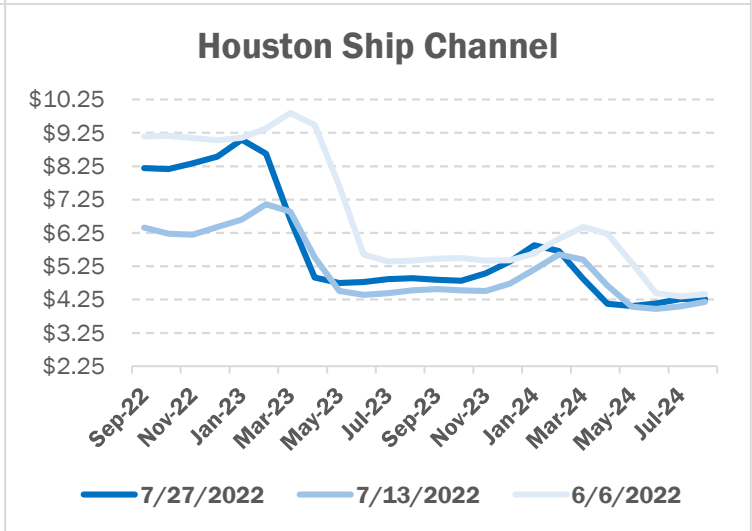
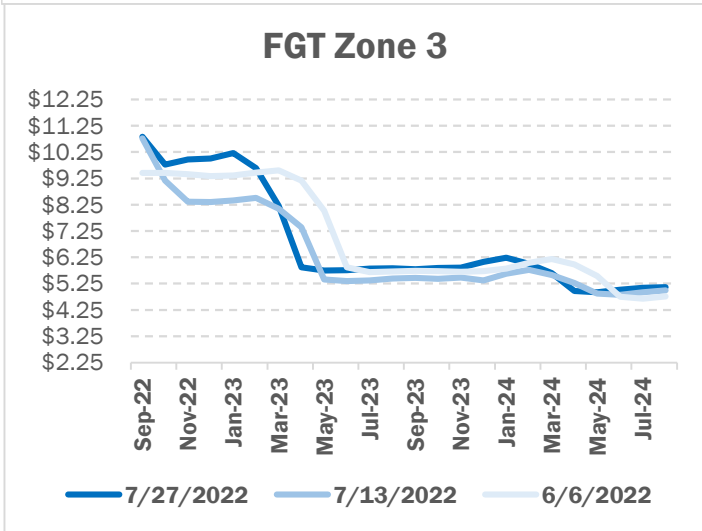
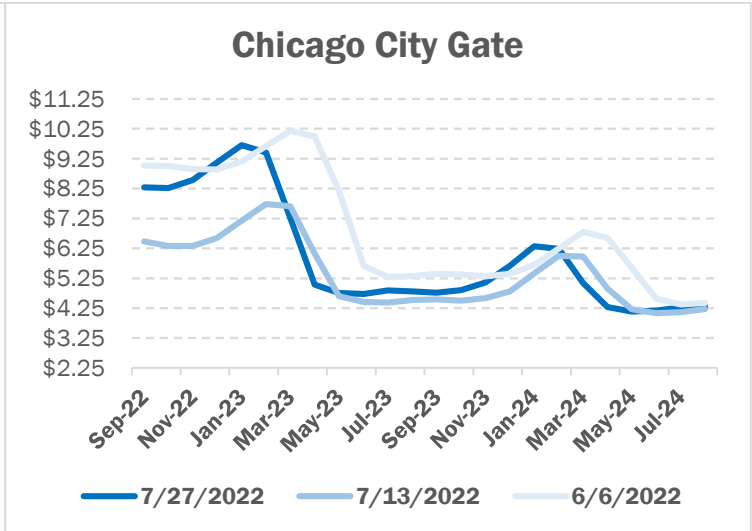
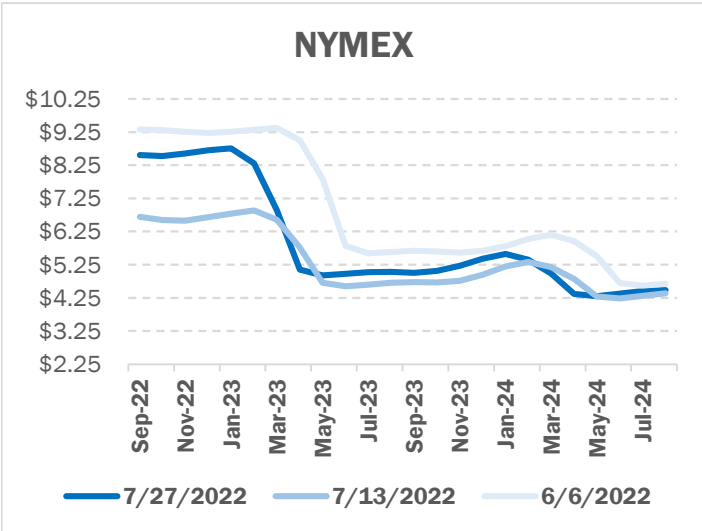
MANSFIELDS' STORAGE FORECAST

For week ending 8/4/2022

NATURAL GAS NEWS



NATURAL GAS BASIS FUTURES

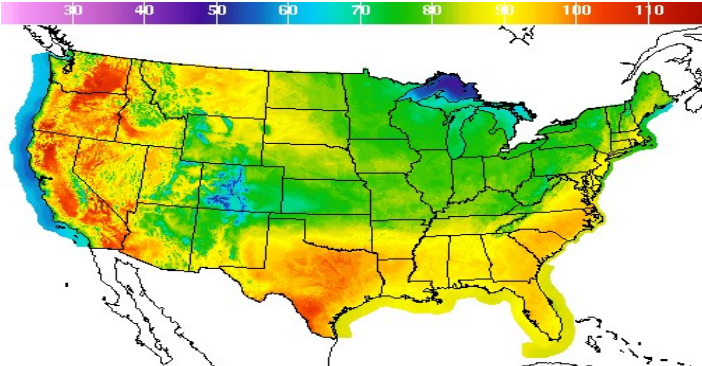


NATURAL GAS NEWS



WEATHER - HIGH / LOW TEMPERATURE - TOMORROW

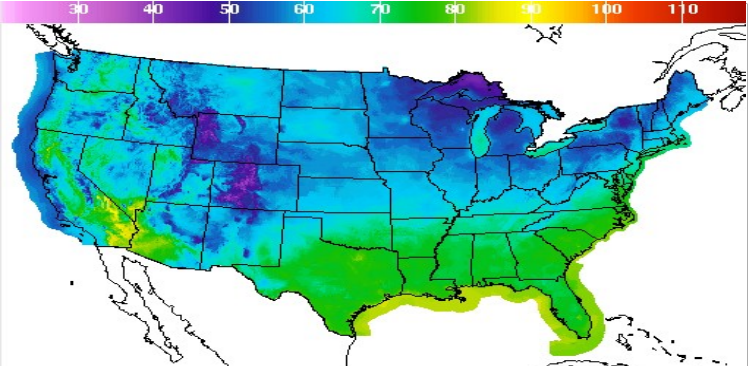
HIGH Temperature



High Temperature (F) Ending Fri Jul 29 2022 8PM EDT (Sat Jul 30 2022 00Z)

National Digital Forecast Database

LOW Temperature



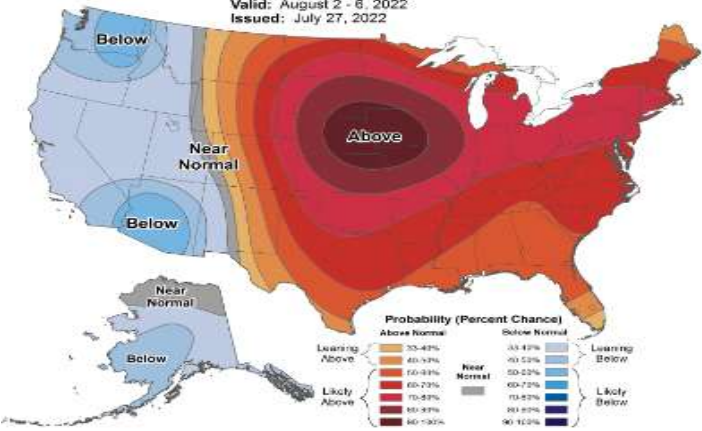
Low Temperature (F) Ending Sat Jul 30 2022 8PM EDT (Sat Jul 30 2022 12Z)

National Digital Forecast Database

WEATHER - 6 - 10 DAY OUTLOOK - NOAA

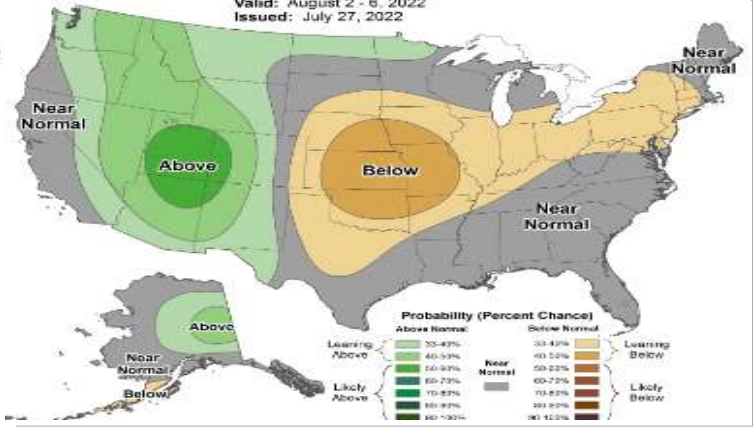
Temperature

Valid: August 2 - 6, 2022
Issued: July 27, 2022



Precipitation

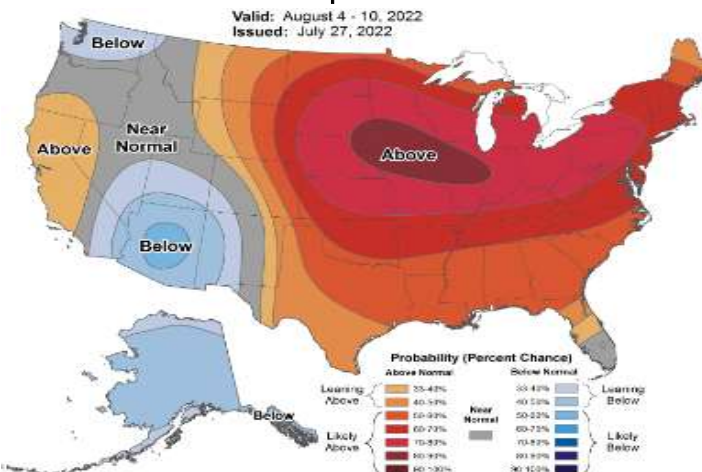
Valid: August 2 - 6, 2022
Issued: July 27, 2022



WEATHER - 8 - 14 DAY OUTLOOK - NOAA

Temperature

Valid: August 4 - 10, 2022
Issued: July 27, 2022



Precipitation

Valid: August 4 - 10, 2022
Issued: July 27, 2022

