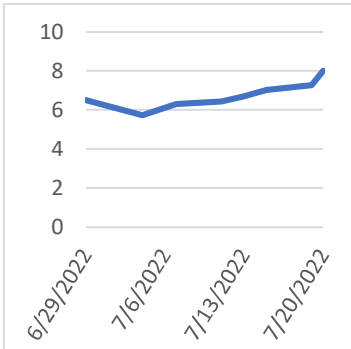


NATURAL GAS



Thursday, July 21, 2022

Last Week's Prompt NYMEX



NYMEX NG Futures

Month	Close	Change
Aug-22	8.007	0.743
Sep-22	7.899	0.749
Oct-22	7.87	0.740
Nov-22	7.944	0.734
Dec-22	8.03	0.717
Jan-23	8.109	0.710
Feb-23	7.726	0.637
Mar-23	6.588	0.442
Apr-23	5.074	0.220
May-23	4.923	0.197
Jun-23	4.975	0.200
Jul-23	5.028	0.202
Aug-23	5.043	0.202
Sep-23	5.028	0.203
Oct-23	5.081	0.207
Nov-23	5.251	0.207
Dec-23	5.493	0.207
Jan-24	5.618	0.205
Feb-24	5.438	0.192
Mar-24	5.044	0.162
Apr-24	4.402	0.129
May-24	4.349	0.126
Jun-24	4.426	0.123
Jul-24	4.5	0.123
1 YR STRIP	6.8478	0.524
2021	7.7716	0.684

IN THE NEWS

Factbox: Could the U.S. ship more LNG to Europe?

The United States, the world's top natural gas producer, wants to send more liquefied natural gas (LNG) to Europe to help its allies break their dependence on Russian gas after Moscow invaded Ukraine on Feb. 24. But U.S. exports are limited by the country's liquefaction capacity and an ongoing outage at Freeport LNG's plant after the second-biggest U.S. LNG export facility was hit by fire in June. Russia, once Europe's biggest gas supplier, has already cut exports for various reasons this year, including the shutdown of pipelines near battle zones in Ukraine and disputes with customers refusing to pay for gas in roubles. Data provider Refinitiv said Russia exported around 3.7 billion cubic feet per day (bcfd) of gas since mid June on the three main lines into Germany - Nord Stream 1 (Russia-Germany), Yamal (Russia... For more info go to <https://reut.rs/3RSGch0>

U.S. regulators to inspect shuttered Texas LNG plant in September

The second-biggest U.S. liquefied natural gas export facility hit by fire earlier this month will not be allowed to repair or restart operations until it addresses risks to public safety, a pipeline regulator said on Thursday. The June 8 blast and fire knocked out Freeport LNG's 15 million tonnes per year (mtpa) Quintana plant, exacerbating global LNG shortages amid reduced gas flows from Russia, while weighing heavily on domestic U.S. natural gas prices. "Continued operation of Freeport's LNG export facility without corrective measures may pose an integrity risk to public safety, property or the environment," the U.S. Pipeline and Hazardous Materials Safety Administration (PHMSA) said in its preliminary report. A problem with a safety valve led an 18-inch (46-cm) pipe with inner and outer... For more info go to <https://reut.rs/3RSGch0>

Technavio: Increase in LNG supply to drive LNG bunkering market growth

LNG bunkering refers to providing LNG fuel to a ship for its own consumption. The need to cut emissions caused by ship transportation is driving forward the demand for environmentally sustainable marine fuel such as LNG. Technavio says this has encouraged ports to develop LNG bunkering facilities. According to Technavio, the global LNG bunkering market is expected to grow by \$755.39 million from 2021 to 2026. In addition, the growth momentum of the market will accelerate at a CAGR of 19.47 per cent during the forecast period. The increase in the supply of LNG is driving the growth of the market. As per the IEA, a rise in the production of natural gas in the U.S. will account for 40 per cent of the growth in global natural gas output by 2022. By 2022, the US is expected to produce 890 billion cubic metres, or 22 pe... For more info go to <https://reut.rs/3RSGch0>

Prompt Natural Gas (NG)

Daily Sentiment

NEUTRAL



RESISTANCE

8.197 & 8.495

SUPPORT

7.329 & 6.759

NATURAL GAS

Futures	Close
NG	\$8.007
Volume	61,998
Open Int.	25,793

Contact Us



Mansfield Energy Corp

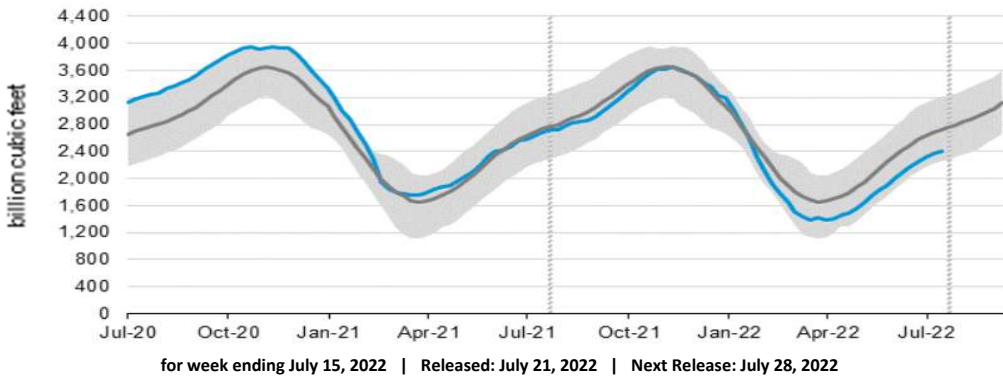
1025 Airport Pkwy
Gainesville, GA 30501
www.mansfield.energy

info@mansfieldoil.com
Phone: (800) 695 - 6626



NATURAL GAS NEWS

WEEKLY GAS IN UNDERGROUND STORAGE WITH 5-YR RANGE

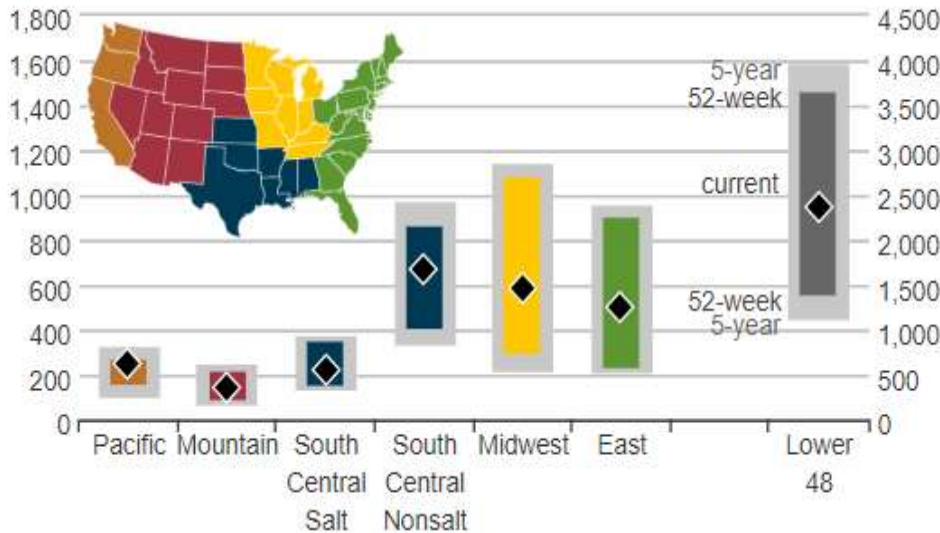


EIA Weekly Storage Actual and Surveys for July 15, 2022

Released July 21, 2022

Range 25 to 58
Investing.com 58

UNDERGROUND WORKING NAT GAS STORAGE AS OF 07/14/2022



Total Working Gas In Storage

2369 BCF

58 BCF (LAST WEEK)
-319 BCF (LAST YEAR)
-252 BCF (5-YEAR AVG)

U.S. Natural Gas Supply

Gas Week -

Average Daily Values (BCF/D):

Last Year (BCF/d)

Dry Production - 93.6

Total Supply - 98.7

Last Week (BCF/d)

Dry Production - 96.5

Total Supply - 102.1

[Next Report: July 21]

U.S. Natural Gas Demand

Gas Week -

Average Daily Values (BCF/D):

Last Year (BCF/d)

Power - 39.2

Total Demand - 92.6

Last Week (BCF/d)

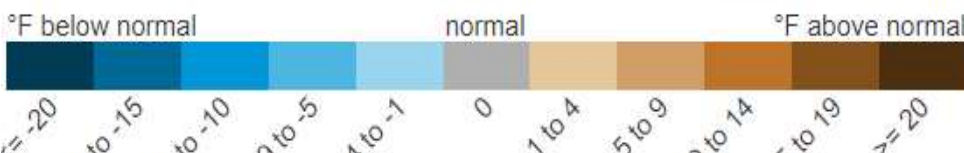
Power - 39.7

Total Demand - 93.7

[Next Report: July 21]

REGIONAL AVG TEMPERATURES AND DEPARTURE FROM NORMAL

	Jul 01	Jul 02	Jul 03	Jul 04	Jul 05	Jul 06	Jul 07	Jul 08	Jul 09	Jul 10	Jul 11	Jul 12	Jul 13	Jul 14
East	76	77	76	74	75	77	76	76	74	72	73	76	77	76
Midwest	75	73	74	76	80	77	76	75	72	71	74	74	72	72
South Central	82	83	84	85	86	86	86	87	86	86	85	85	86	85
Mountain	74	74	75	75	75	74	75	76	79	79	77	78	81	82
Pacific	69	67	64	64	66	67	69	70	70	72	74	73	71	73
Lower 48	75	75	75	74	76	77	76	76	76	75	75	77	77	77



MANSFIELDS' STORAGE FORECAST

For week ending 7/28/2022

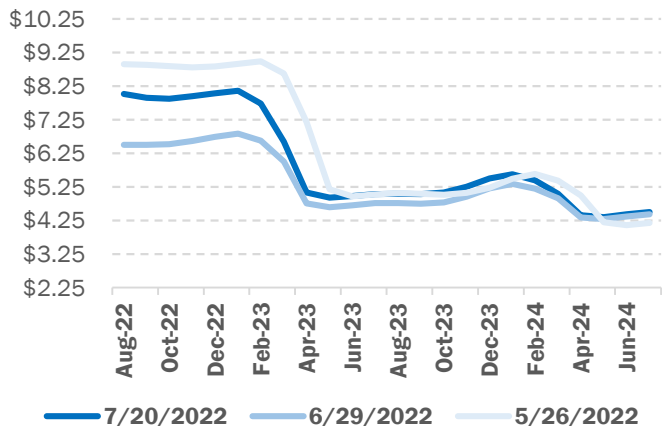
30

NATURAL GAS NEWS

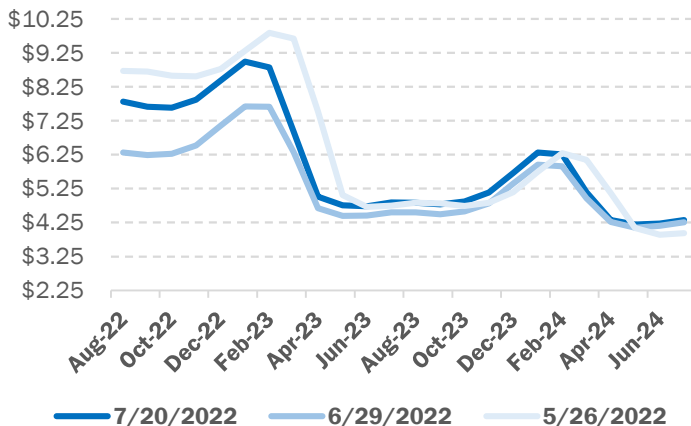


NATURAL GAS BASIS FUTURES

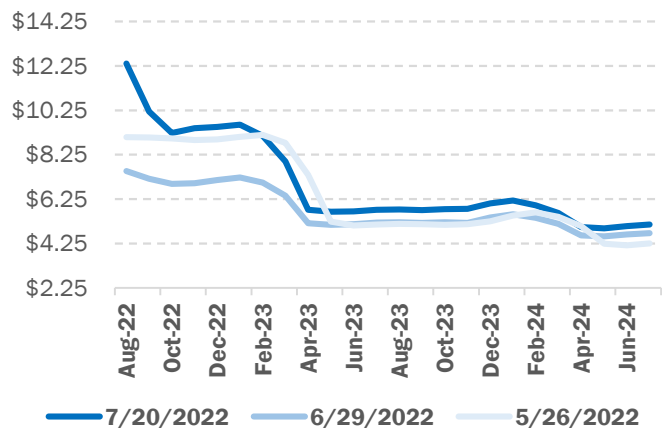
NYMEX



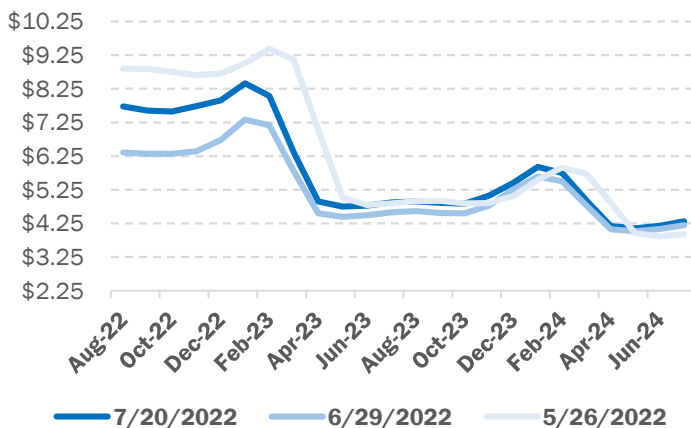
Chicago City Gate



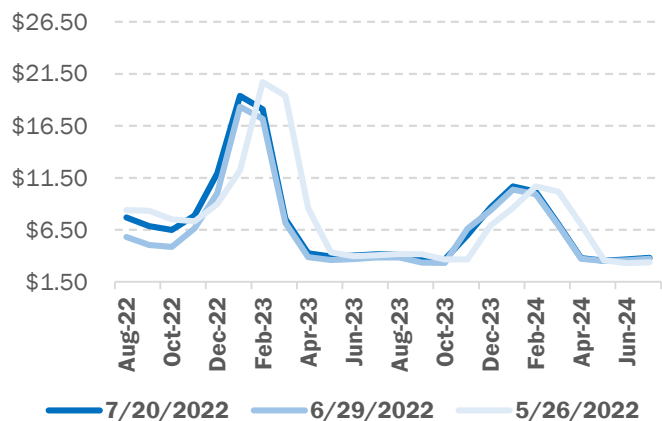
FGT Zone 3



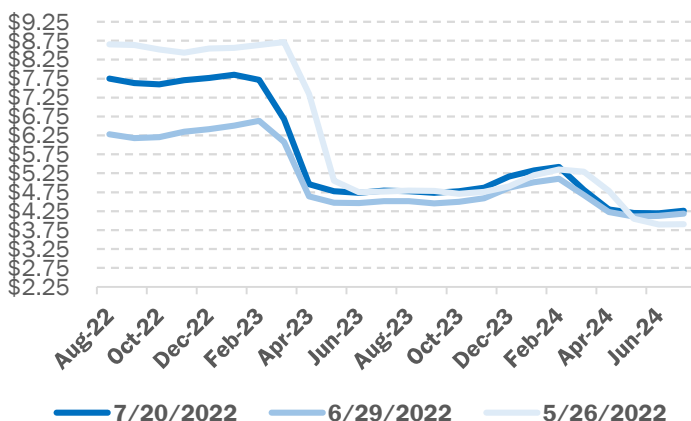
Houston Ship Channel



Transco Zone 6 NY



MichCon

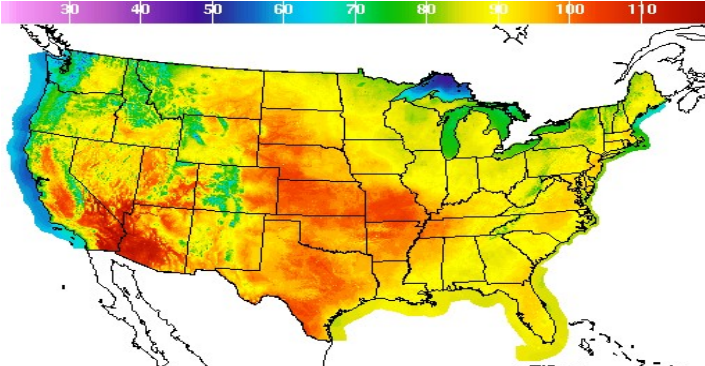


NATURAL GAS NEWS



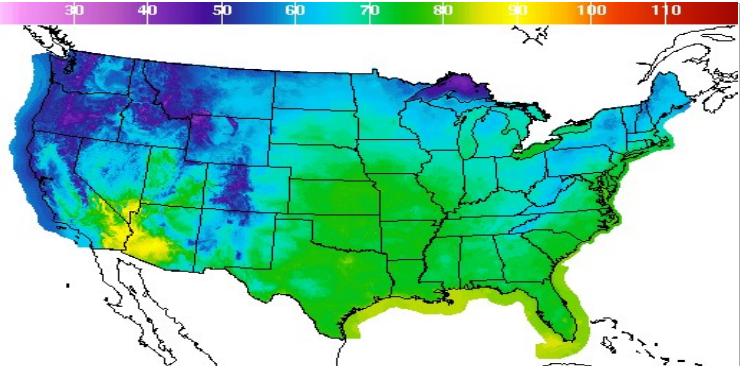
WEATHER - HIGH / LOW TEMPERATURE - TOMORROW

HIGH Temperature



High Temperature (F) Ending Fri Jul 22 2022 8PM EDT
(Sat Jul 23 2022 00Z)

LOW Temperature



Low Temperature (F) Ending Sat Jul 23 2022 8AM EDT
(Sat Jul 23 2022 12Z)

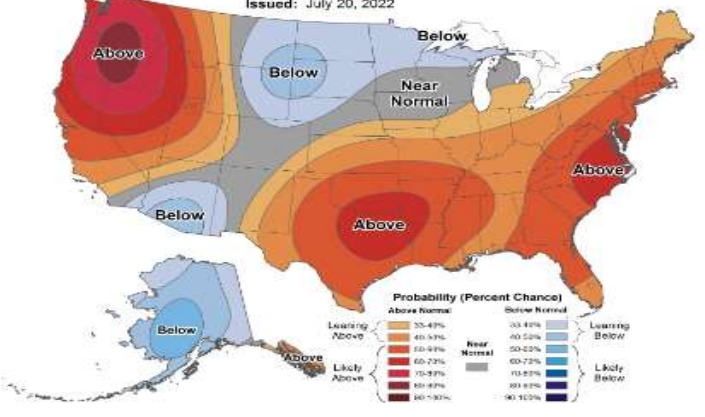
National Digital Forecast Database

National Digital Forecast Database

WEATHER - 6 - 10 DAY OUTLOOK - NOAA

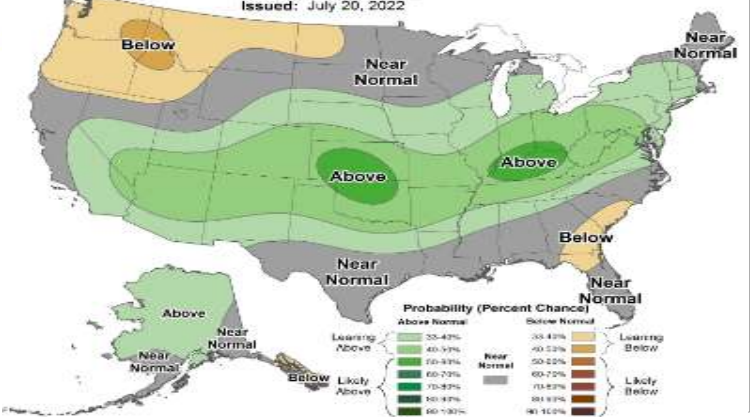
Temperature

Valid: July 26 - 30, 2022
Issued: July 20, 2022



Precipitation

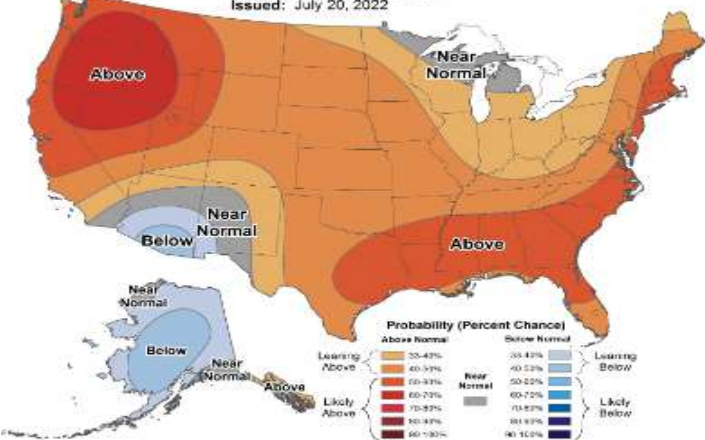
Valid: July 26 - 30, 2022
Issued: July 20, 2022



WEATHER - 8 - 14 DAY OUTLOOK - NOAA

Temperature

Valid: July 28 - August 3, 2022
Issued: July 20, 2022



Precipitation

Valid: July 28 - August 3, 2022
Issued: July 20, 2022

