

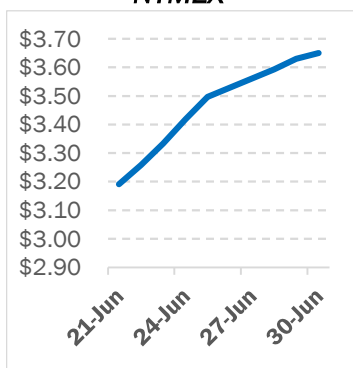
NATURAL GAS



NEWS

Thursday, July 1, 2021

**Last Week's Prompt
NYMEX**



NYMEX NG Futures

Month	Close	Change
Aug-21	3.65	0.020
Sep-21	3.624	0.018
Oct-21	3.619	0.013
Nov-21	3.658	0.011
Dec-21	3.743	0.007
Jan-22	3.807	0.006
Feb-22	3.725	0.007
Mar-22	3.488	0.006
Apr-22	2.998	0.007
May-22	2.917	0.008
Jun-22	2.943	0.008
Jul-22	2.977	0.006
Aug-22	2.982	0.005
Sep-22	2.967	0.003
Oct-22	2.994	0.004
Nov-22	3.053	0.006
Dec-22	3.175	0.006
Jan-23	3.275	0.005
Feb-23	3.208	0.005
Mar-23	3.009	0.003
Apr-23	2.638	(0.002)
May-23	2.594	(0.003)
Jun-23	2.631	(0.001)
Jul-23	2.671	(0.001)
1 YR STRIP	3.4291	0.010
2021	3.6643	0.011

IN THE NEWS

Global gas prices rally on hot summer, storage demand

Global prices for natural gas are at multi-year highs, with high temperatures driving up demand for power generation in the northern hemisphere for air conditioning and as traders in some regions replenish stocks ahead of winter. Prices for liquefied natural gas (LNG) cargoes delivered in Asia rose above \$13 per million British thermal units (mmBtu) this week, highest for this time of the year since 2013, while Dutch wholesale and U.S. natural gas prices also rose to multi-year highs. "Post-lockdown demand recovery, together with a wide collection of exogenous hits to supply/trade flows worldwide, have lifted gas prices (year-to-date) in all key markets," analysts from investment bank Liberum said in a note this week. June shipments to Japan climbed 18% from the previous month to a three-month high of 6.01 million... For more info go to <https://reut.rs/3y9IKwP>

Natural Gas Price Fundamental Daily Forecast – May Form Minor Top, but 1

Natural gas futures surged to a multi-year higher earlier in the session before pulling back into the mid-session. The rally was fueled by excessive summer heat in parts of the country and soaring cooling demand. Despite the early strength, some analysts are saying it could be short-lived with a new forecast calling for a slight dip in temperatures. This sets up the market for volatile, two-sided trading later this week. At 16:23 GMT, September natural gas futures are trading \$3.685, up \$0.113 or +3.16%. EBW Sees Volatility in Cooling Degree Days "With forecasts calling for 13.39 day-ahead" cooling degree days (CDD), "gas prices at Henry Hub rose 15.5 cents to average \$3.565, with high prices at most other hubs nationally," the EBW analysts said. "The cash market remains extremely tight th... For more info go to <https://yhoo.it/3w900yY>

Iraq to receive \$360 mil World Bank loan to help expand gas flaring reduct

Basrah Gas Co. – a joint venture between Iraq's state-owned South Gas Co., Shell and Mitsubishi Corp. – will receive a \$360 million from the World's Bank's private sector financing arm to help OPEC's second largest producer reduce gas flaring from its southern oil fields. The loan will partially fund the construction of a new gas processing plant, Basrah Natural Gas Liquid Extraction Plant, part of a broader expansion plan to reduce gas flaring in southern Iraq. BGC currently provides 80% of Iraq's LPG demand. Iraq was the world's second worst gas flaring nation after Russia in 2020, according to the World Bank. Baghdad is seeking to spend, with certain energy partners, \$15 billion to boost its gas production, the country's oil minister said May 3, as the country works on reducing reliance on Iranian energy impo... For more info go to <https://bit.ly/2ThTjPJ>

**Prompt Natural Gas (NG)
Daily Sentiment**

BULLISH



RESISTANCE
3.775 & 3.899
SUPPORT
3.565 & 3.479

NATURAL GAS

Futures	Close
NG	\$3.65
Volume	214,627
Open Int.	48,313

Contact Us



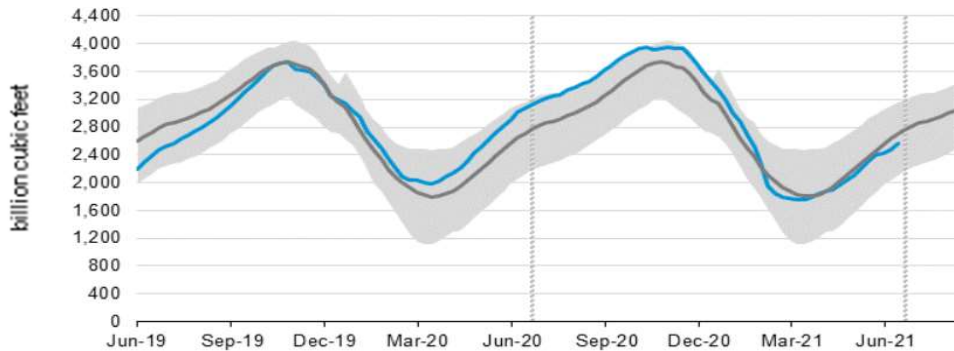
Mansfield Energy Corp
1025 Airport Pkwy
Gainesville, GA 30501
www.mansfield.energy

info@mansfieldoil.com
Phone: (800) 695 - 6626

NATURAL GAS NEWS



WEEKLY GAS IN UNDERGROUND STORAGE WITH 5-YR RANGE



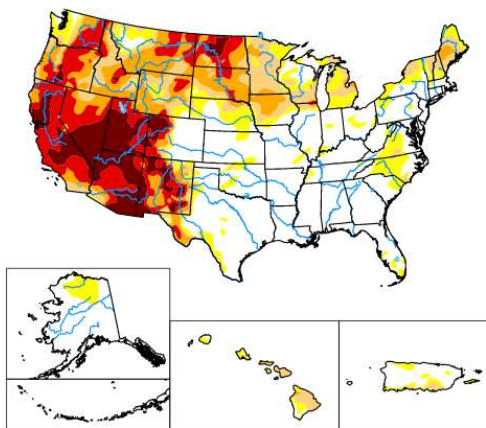
for week ending June 25, 2021 | Released: July 01, 2021 | Next Release: July 08, 2021

EIA Weekly Storage Actual and Surveys for June 25, 2021

Released July 01, 2021

Range	85 to 50
Investing.com	76
NGI	67

U.S. DROUGHT MONITOR



Map released: Thurs. July 1, 2021

Data valid: June 29, 2021 at 8 a.m. EDT

Intensity

- None
- D0 (Abnormally Dry)
- D1 (Moderate Drought)
- D2 (Severe Drought)
- D3 (Extreme Drought)
- D4 (Exceptional Drought)
- No Data

Authors

United States and Puerto Rico Author(s):
 Deborah Bathke, National Drought Mitigation Center
 Pacific Islands and Virgin Islands Author(s):
 Ahira Sanchez-Lugo, NOAA/NCEI

The Drought Monitor focuses on broad-scale conditions. Local conditions may vary. See accompanying text summary for forecast statements.

Total Working Gas In Storage

2558 BCF

- +76 BCF (LAST WEEK)
- 510 BCF (LAST YEAR)
- 143 BCF (5-YEAR AVG)

U.S. Natural Gas Supply Gas Week 06/17 - 06/26

Average Daily Values (BCF/D):

Last Year (BCF/d)

Dry Production -	88.0
Total Supply -	92.2
Last Week (BCF/d)	
Dry Production -	92.8
Total Supply -	97.9

[Next Report: July 01]

U.S. Natural Gas Supply Gas Week -

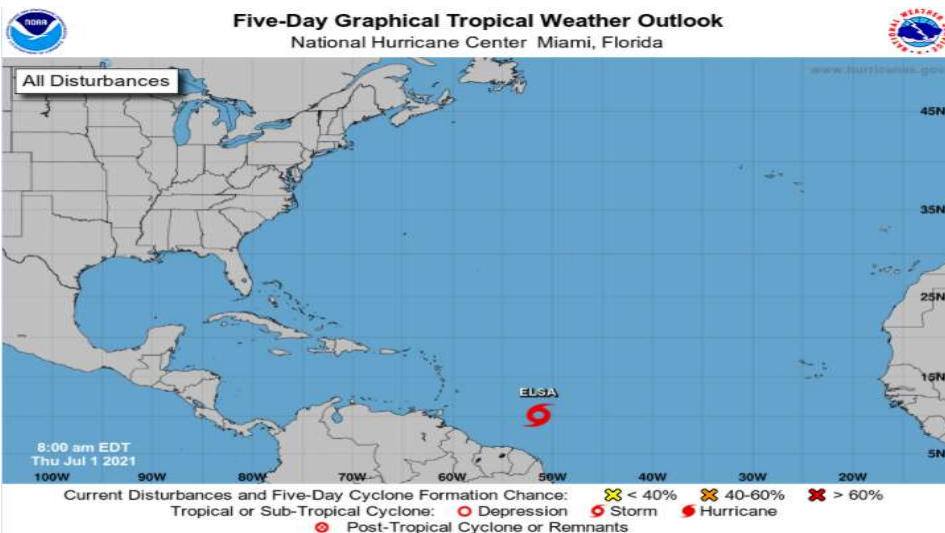
Average Daily Values (BCF/D):

Last Year (BCF/d)

Dry Production -	35.1
Total Supply -	79.6
Last Week (BCF/d)	
Dry Production -	36.3
Total Supply -	86.9

[Next Report: July 01]

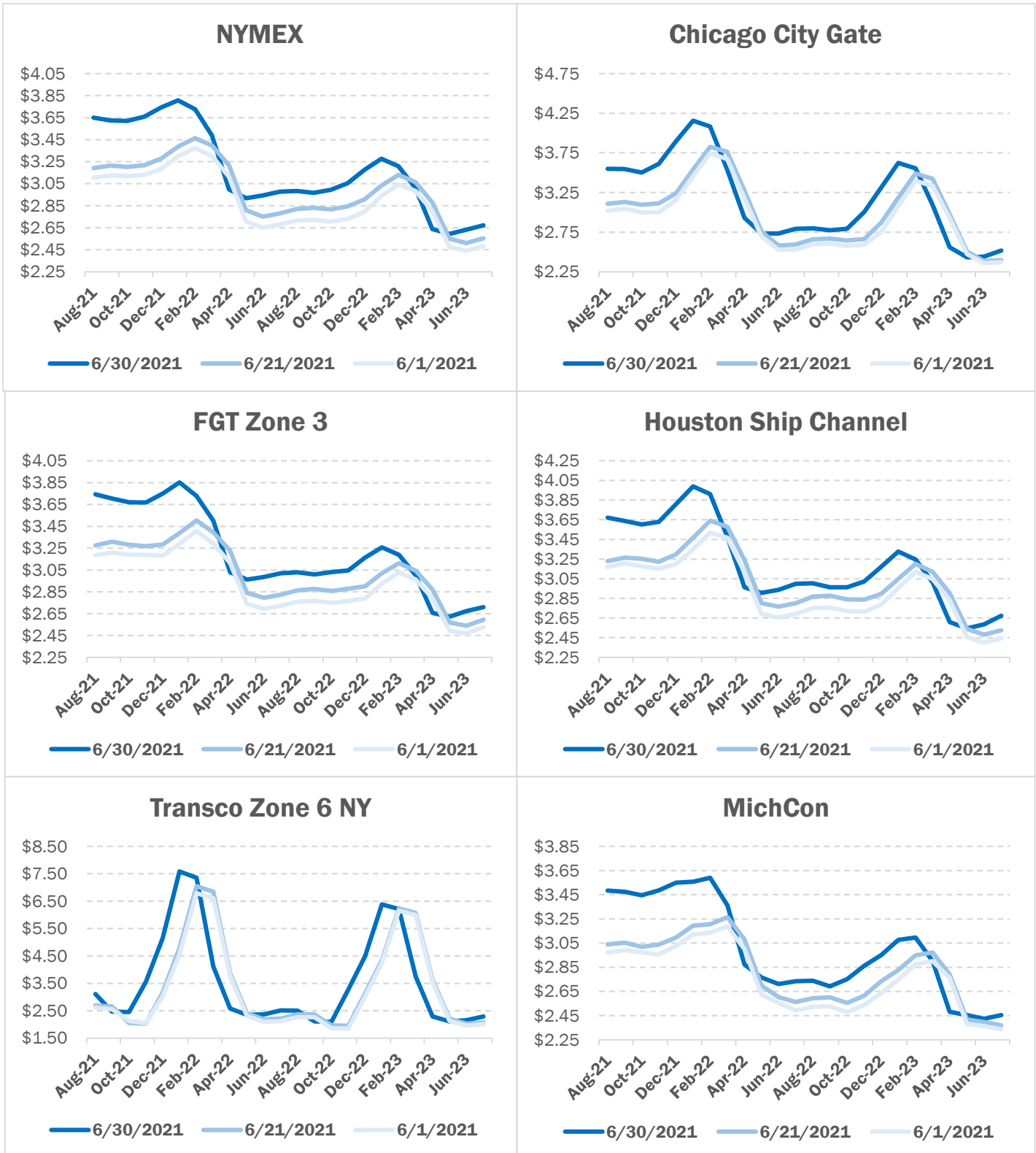
FIVE-DAY GRAPHICAL TROPICAL WEATHER OUTLOOK



NATURAL GAS NEWS



NATURAL GAS BASIS FUTURES

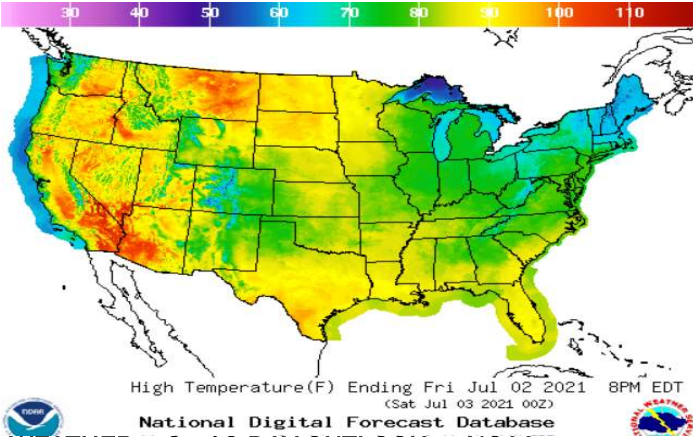


NATURAL GAS NEWS

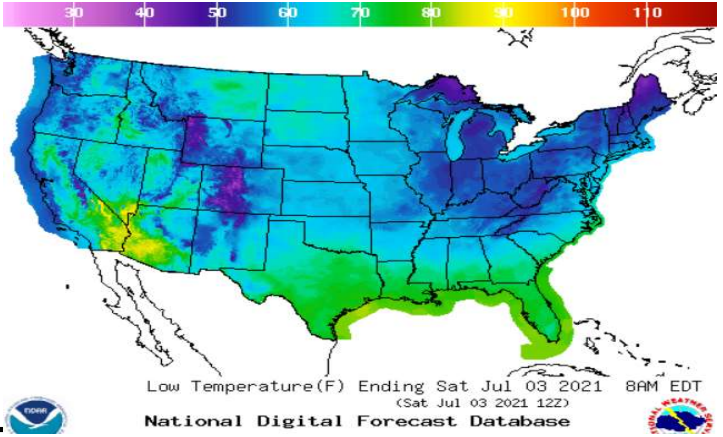


WEATHER - HIGH / LOW TEMPERATURE - TOMORROW

HIGH Temperature

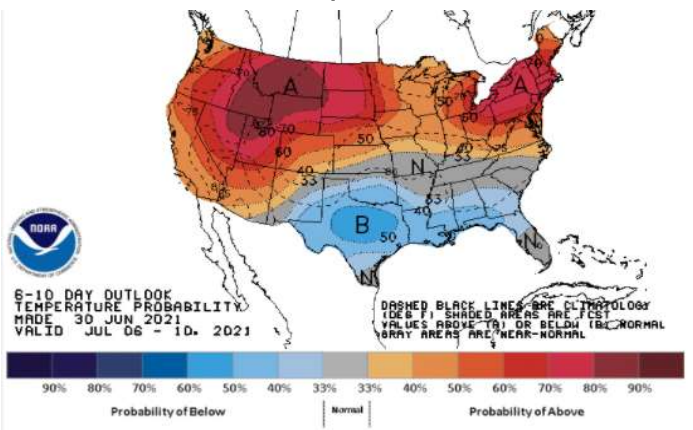


LOW Temperature

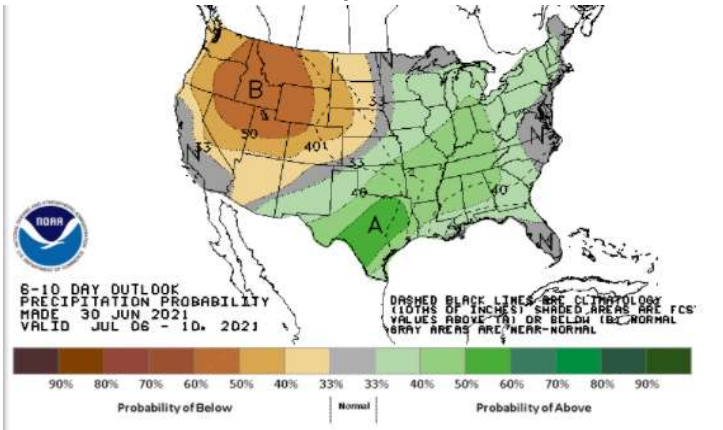


WEATHER - 6 - 10 DAY OUTLOOK - NOAA

Temperature

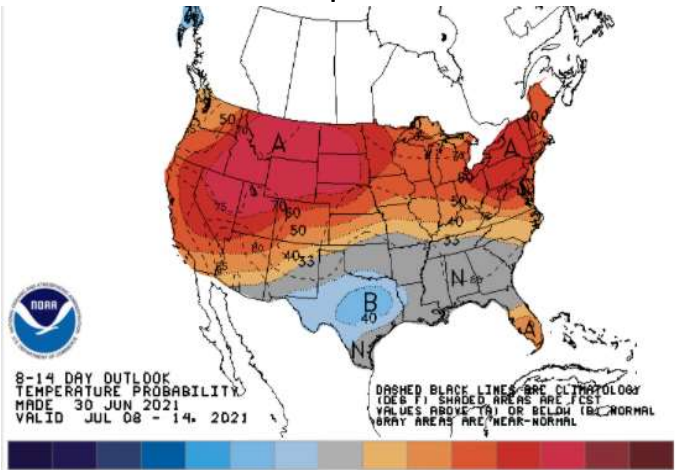


Precipitation



WEATHER - 8 - 14 DAY OUTLOOK - NOAA

Temperature



Precipitation

