

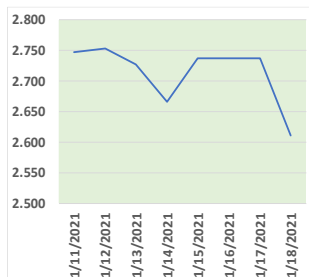
NATURAL GAS



NEWS

JANUARY 19TH, 2021

Last Week's Prompt NYMEX



NYMEX NG Futures

| Month | Close | Change |
|----------------|---------------|---------------|
| Feb-21 | 2.737 | 0.071 |
| Mar-21 | 2.696 | 0.030 |
| Apr-21 | 2.695 | 0.065 |
| May-21 | 2.724 | 0.091 |
| Jun-21 | 2.787 | 0.126 |
| Jul-21 | 2.856 | 0.129 |
| Aug-21 | 2.874 | 0.072 |
| Sep-21 | 2.860 | 0.037 |
| Oct-21 | 2.879 | 0.068 |
| Nov-21 | 2.933 | 0.104 |
| Dec-21 | 3.058 | 0.171 |
| Jan-22 | 3.147 | 0.133 |
| Feb-22 | 3.082 | (0.021) |
| Mar-22 | 2.919 | (0.124) |
| Apr-22 | 2.551 | (0.348) |
| May-22 | 2.494 | (0.063) |
| Jun-22 | 2.516 | 0.016 |
| Jul-22 | 2.546 | 0.024 |
| Aug-22 | 2.554 | 0.002 |
| Sep-22 | 2.542 | (0.018) |
| Oct-22 | 2.569 | 0.019 |
| Nov-22 | 2.625 | 0.047 |
| Dec-22 | 2.767 | 0.133 |
| Jan-23 | 2.863 | 0.088 |
| 1YR STRIP 2021 | 2.871 / 2.827 | 0.083 / 0.088 |

IN THE NEWS

Proposals to prohibit natural gas bans may threaten cities' clean energy goals- Kansas and Missouri may become the next states to block cities from banning natural gas, with hearings on legislation in both states expected soon. Although natural gas bans at this point are more of a coastal phenomenon, many Midwestern cities have adopted climate goals that will be difficult to achieve with continued reliance

- **Proposals to prohibit natural gas bans may threaten cities' clean energy goals**
- **Record LNG prices push South Asia nations to ration gas, seek other fuels**
- **LNG price boom set for fall as warmer weather looms in Asia**

on natural gas. More than two dozen Missouri cities, including Kansas City and St. Louis, have established clean energy goals, along with Lawrence, Kansas. A coalition of Kansas City suburbs recently adopted a climate plan committing to providing city services using only clean energy by 2030, and for all community energy use to be sourced from renewables by 2035. For more on this story visit energynews.us or <https://bit.ly/3nODclO>.

Record LNG prices push South Asia nations to ration gas, seek other fuels- Pakistan and Bangladesh are rationing gas and buyers across South Asia are seeking alternative fuels after spot liquefied natural gas (LNG) prices surged to record highs, government and industry officials told Reuters. Spot LNG prices LNG-AS have nearly tripled since early November as freezing temperatures across North Asia boosted demand and depleted inventories. Since July, prices are up a dizzying 1,000%. Gas-fired power plants and industries across the region are scrimping on gas, with the scramble for other fuels driving up demand for liquefied petroleum gas (LPG) and residue oil. In Pakistan, which is more reliant on spot LNG imports for its winter needs, gas use for industry is being limited to certain hours and industry executives have warned the situation has become critical. For more on this story visit hellenicshippingnews.com or <https://bit.ly/3sAczEC>.

LNG price boom set for fall as warmer weather looms in Asia- The breathtaking rally in liquefied natural gas (LNG) is likely set for a fall in coming weeks as a cold spell in Asia gives way to milder weather and lower heating demand, traders and analysts said. Spot LNG prices have jumped by nearly 200% in the last month as freezing temperatures across North Asia boosted demand and depleted inventories. Over the last six months, they have soared by a dizzying 1,000%. "Once temperatures rise and more LNG supply returns to the market, the rally should ease," said Chong Zhi Xin, director of Southeast Asia gas and LNG at IHS Markit. The return of cargoes from Shell's Prelude floating facility in Australia after being offline for nearly a year will also help boost supply, Chong noted. For more on this story visit spglobeal.com or <https://bit.ly/2XFbtJO>.

Prompt Natural Gas (NG) Daily Sentiment BEARISH



RESISTANCE
2.619 & 2.656
SUPPORT
2.556 & 2.530

NATURAL GAS

| Futures | Close | Change |
|-----------|---------|----------|
| NG | 2.611 | (0.053) |
| Volume | 150,994 | (18,246) |
| Open Int. | 91,580 | 72,259 |

Contact Us



Mansfield Energy Corp
1025 Airport Pkwy
Gainesville, GA 30501
www.mansfield.energy
info@mansfieldoil.com

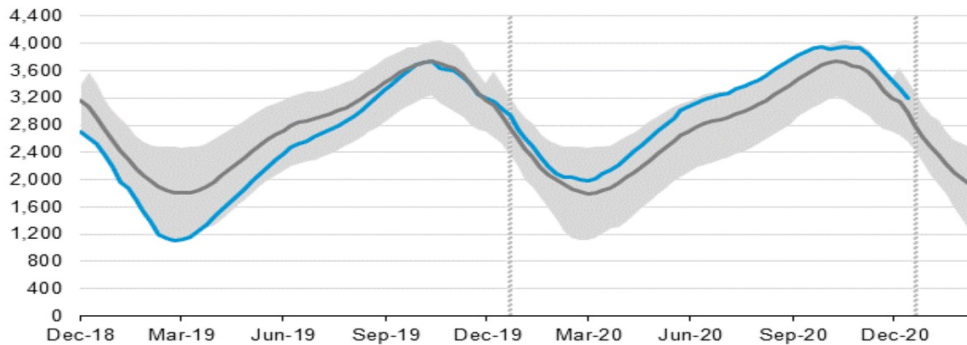
Phone: (800) 695-6626





NATURAL GAS NEWS

WEEKLY GAS IN UNDERGROUND STORAGE WITH 5-YR RANGE



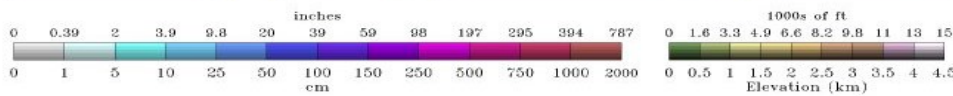
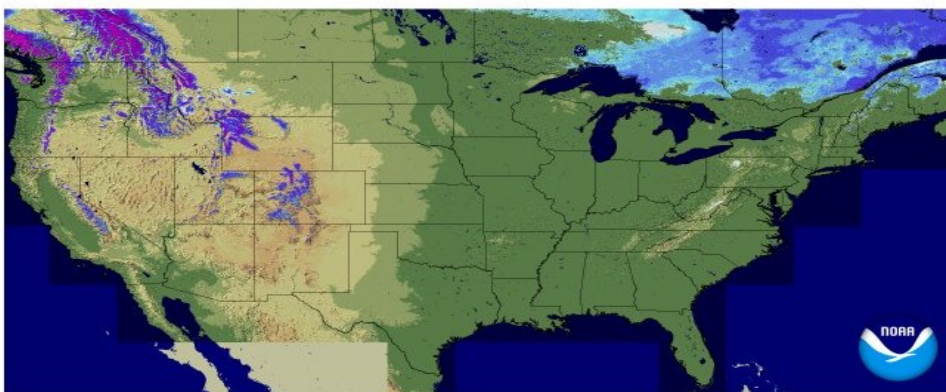
for week ending January 8, 2021 | Released: January 14, 2021 at 10:30 a.m. | Next Release: January 22, 2021

EIA Weekly NG Storage Actual and Surveys for January 8th, 2021

Released January 14th, 2021
 Range – +137 to +117
 IHS Markit – -127
 SMC Report – -130
 Refinitiv – -125

US SNOW DEPTH

Snow Depth
2020-05-07 06 UTC



Total Working Gas In Storage

3,196BCF

-134 BCF (LAST WEEK)
 +126 BCF (LAST YEAR)
 +218 BCF (5-YR AVG)

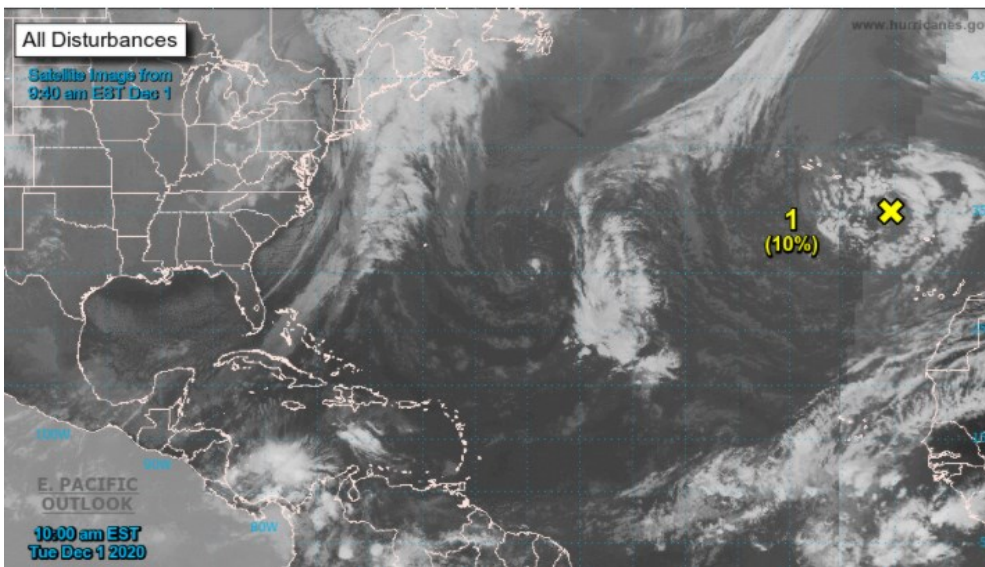
U.S. Natural Gas Supply Gas Week 1/7– 1/13

Average daily values (BCF/D):

Last Year (BCF/d)
 Dry Production – + 95.0
 Total Supply – +99.1
Last Week (BCF/d)
 Dry Production – +91.1
 Total Supply – +97.2

[NEXT REPORT ON January 18h]

TWO-DAY TROPICAL WEATHER OUTLOOK



U.S. Natural Gas Demand Gas Week 1/7– 1/13

Average daily values (BCF/D):

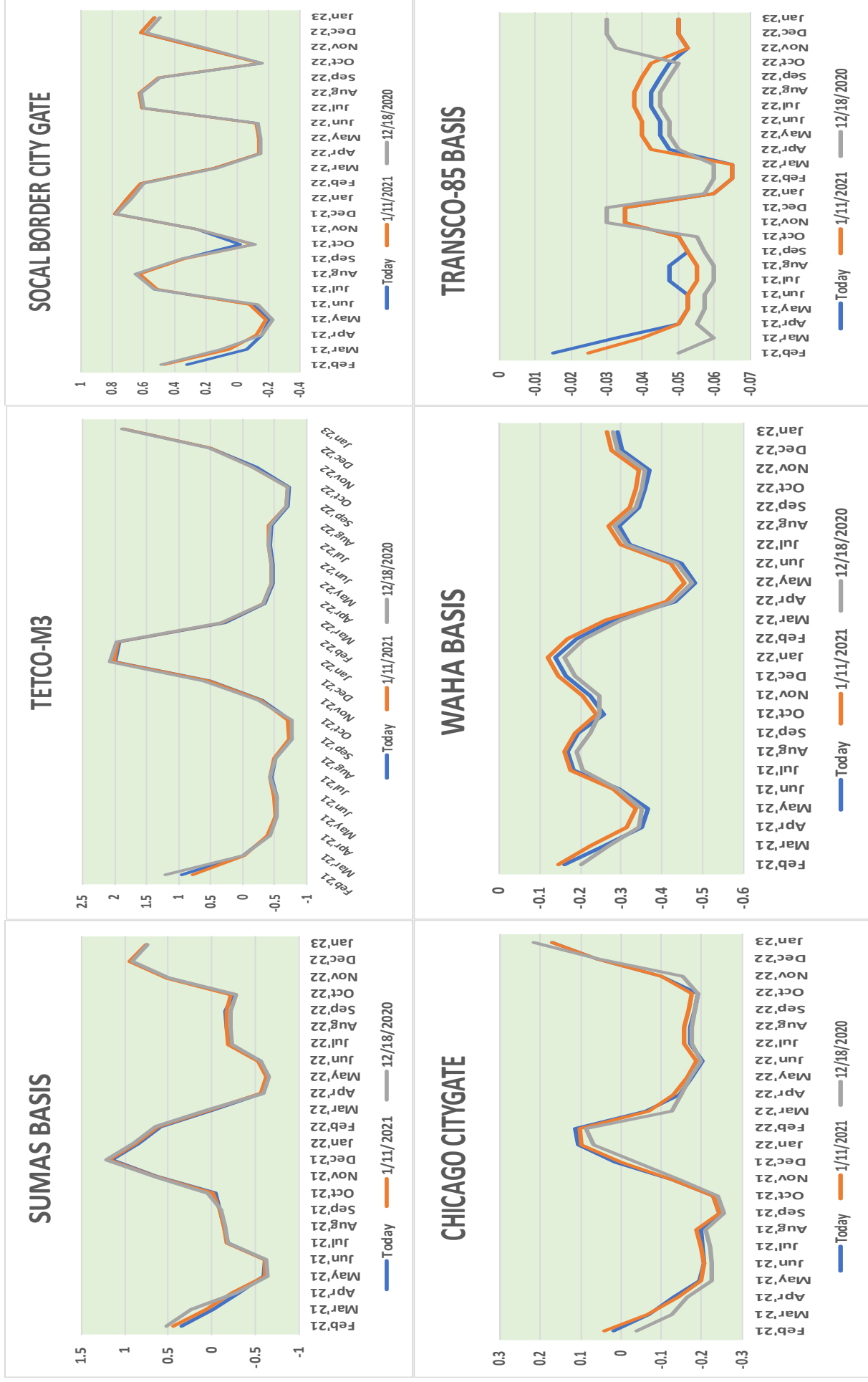
Last Year (BCF/d)
 Power – +28.8
 Total Demand – +115.4
Last Week (BCF/d)
 Power – +26.8
 Total Demand – +113.0

[NEXT REPORT ON January 18th]



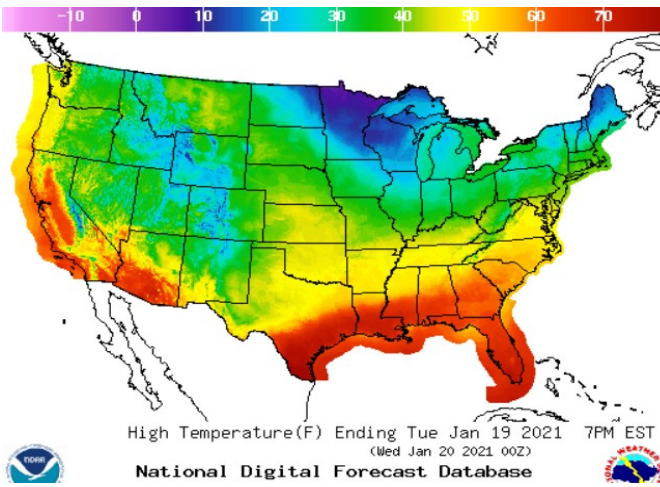
NATURAL GAS NEWS

NATURAL GAS BASIS FUTURES

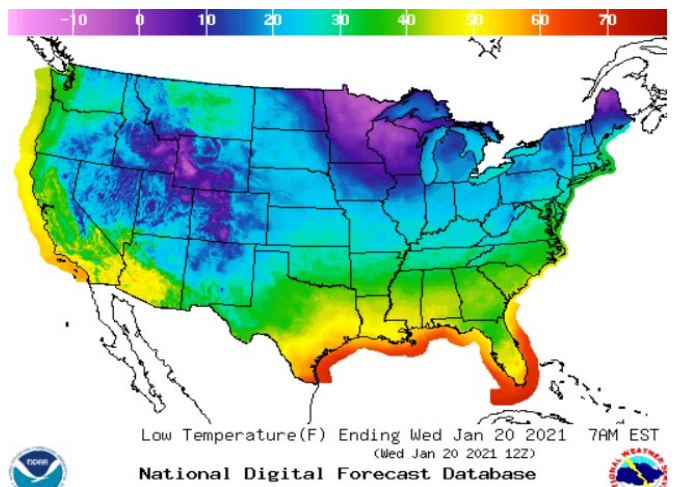


WEATHER – HIGH/LOW TEMPERATURE – TOMORROW

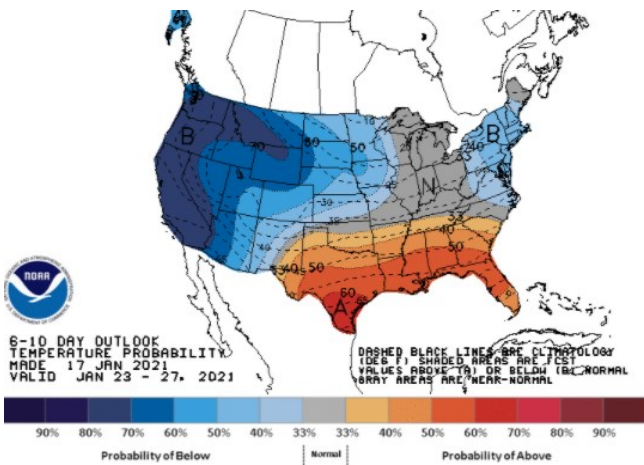
HIGH Temperature



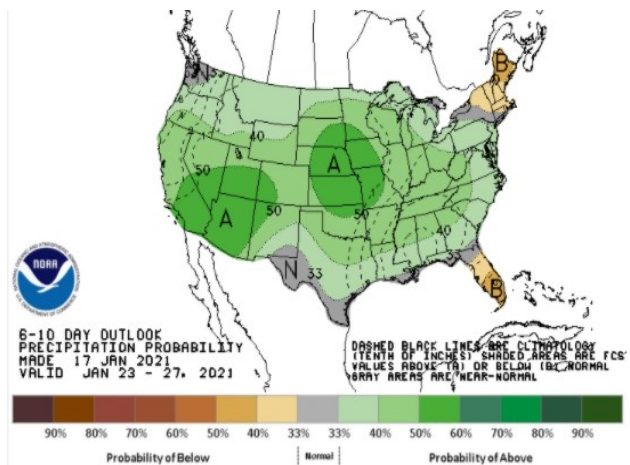
LOW Temperature



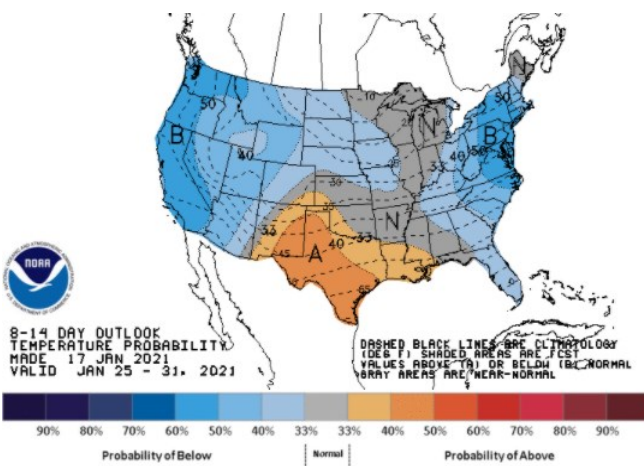
WEATHER – 6 TO 10 DAY OUTLOOK – NOAA Temperature



Precipitation



WEATHER – 8 TO 14 DAY OUTLOOK – NOAA Temperature



Precipitation

