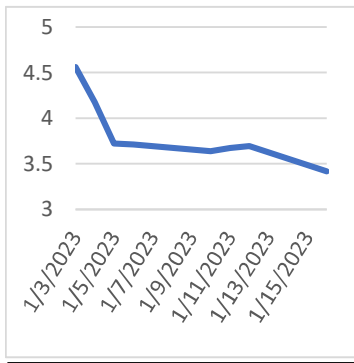


NATURAL GAS



Tuesday, January 17, 2023

Last Week's Prompt NYMEX



NYMEX NG Futures

Month	Close	Change
Feb-23	3.419	(0.276)
Mar-23	3.196	(0.159)
Apr-23	3.165	(0.141)
May-23	3.229	(0.134)
Jun-23	3.378	(0.139)
Jul-23	3.513	(0.141)
Aug-23	3.542	(0.135)
Sep-23	3.486	(0.130)
Oct-23	3.554	(0.126)
Nov-23	3.95	(0.119)
Dec-23	4.396	(0.097)
Jan-24	4.662	(0.095)
Feb-24	4.5	(0.102)
Mar-24	4.031	(0.071)
Apr-24	3.603	(0.042)
May-24	3.569	(0.040)
Jun-24	3.674	(0.041)
Jul-24	3.77	(0.041)
Aug-24	3.797	(0.039)
Sep-24	3.747	(0.041)
Oct-24	3.826	(0.041)
Nov-24	4.215	(0.032)
Dec-24	4.7	(0.028)
Jan-25	4.969	(0.027)
1 YR STRIP 2023	3.6242	(0.141)
2023	3.7143	(0.127)

IN THE NEWS

U.S. Gas Prices Soar As Models Suggest

Natural gas futures bounced off 18-month lows during the holiday session period as the latest runs of long-term weather models suggest winter might not be over for the Lower 48. US NatGas futures for February delivery moved up 21 cents to \$3.63 per million British thermal units. The price is now trading above the 76.4% Fibonacci retracement level of the main drop from the high of \$10 in August 2022 and the low of \$1.43 in June 2020. The price of NatGas tumbled to an 18-month low last week as mild weather boosted injections into storage facilities by slashing demand. Last week, the Energy Information Administration announced a rare rise in inventories of 11 billion cubic feet in stocks. However, as we've pointed out in recent weeks and even days, first in "US NatGas Prices Slide To 18-Month Low On Warm Spell; Som... For more info go to <https://bit.ly/3w7MTCf>

Chevron says it discovered 'significant' natural gas

US energy giant Chevron, which operates Israel's Tamar and Leviathan gas fields off the Mediterranean coast, announced on Sunday that it made a "significant" new gas discovery in an Egyptian offshore field. "Chevron is encouraged and excited by the success of this first exploration well which encountered high-quality reservoirs and follows from Chevron's entry into the Egyptian upstream sector in 2020," said Clay Neff, president of Chevron International Exploration and Production. "The Eastern Mediterranean has abundant energy resources, and their development is driving strategic collaboration in the region." The new gas discovery is located at the Nargis-1 exploration well, which is part of Egypt's 1,800 square kilometers Nargis Offshore Area concession. With a 45% working interest, Chev... For more info go to <https://bit.ly/3WggeVJ>

Qatar Says Natural Gas Markets Will Remain Volatile

Natural gas markets could whipsaw for the next several years because there's still too little supply to meet rising demand, according to the energy minister of Qatar. "It's going to be a volatile situation for some time to come," Saad al-Kaabi said at an Atlantic Council conference in Abu Dhabi. "We're bringing a lot of gas to the market, but it's not enough." Next winter may be tough for gas consumers in the northern hemisphere, he said, as they will probably struggle to replenish their stockpiles before then in the absence of flows from Russia. Gas prices soared after Russia invaded Ukraine last February and Moscow cut piped supplies to Europe. ... For more info go to <https://yhoo.it/3ZIJMOH>

Prompt Natural Gas (NG)

Daily Sentiment

BEARISH



RESISTANCE

3.336 & 3.475

SUPPORT

3.113 & 3.029

NATURAL GAS

Futures	Close
NG	\$3.419
Volume	82,377
Open Int.	73,094

Contact Us



Mansfield Energy Corp

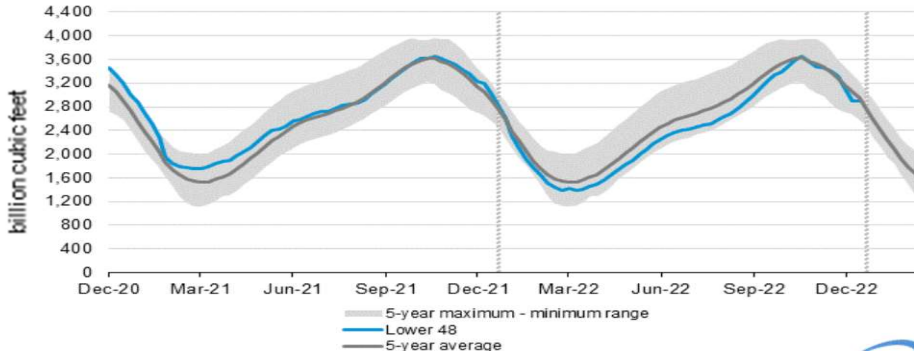
1025 Airport Pkwy
Gainesville, GA 30501
www.mansfield.energy

info@mansfieldoil.com
Phone: (800) 695 - 6626

NATURAL GAS NEWS



WEEKLY GAS IN UNDERGROUND STORAGE WITH 5-YR RANGE



for week ending January 06, 2023 | Released: January 12, 2023 | Next Release: January 19, 2023

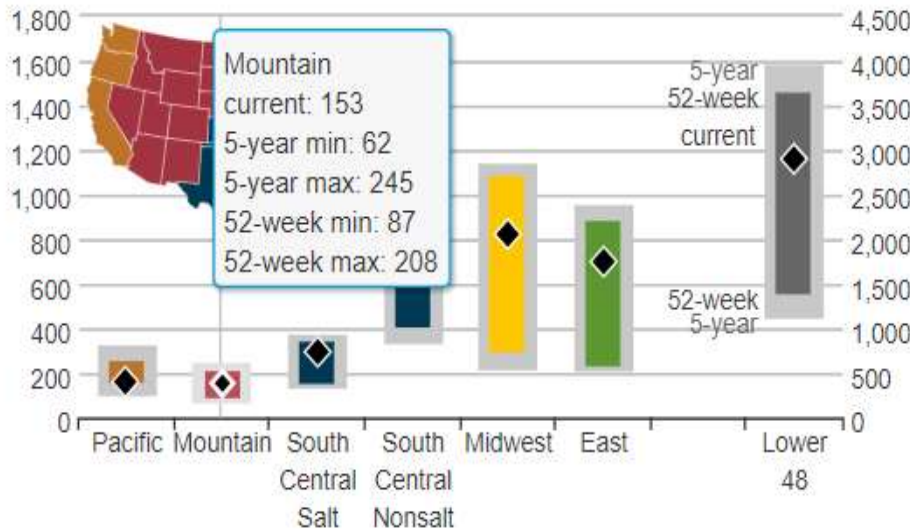
EIA Weekly Storage Actual and Surveys for

January 6, 2023

Released January 12, 2023

Range	-11 to -12
S&P Global	-11
FX Street	-74
Investing.com	-15

UNDERGROUND WORKING NAT GAS STORAGE AS OF 01/06/2023



Total Working Gas In Storage

2902 BCF

- 11 BCF (LAST WEEK)
- 140 BCF (LAST YEAR)
- 40 BCF (5-YEAR AVG)

U.S. Natural Gas Supply

Gas Week -

Average Daily Values (BCF/D):

Last Year (BCF/d)

Dry Production -	96.4
Total Supply -	100.7

Last Week (BCF/d)

Dry Production -	99.2
Total Supply -	103.5

[Next Report: January 19]

U.S. Natural Gas Demand

Gas Week -

Average Daily Values (BCF/D):

Last Year (BCF/d)

Power -	30.7
Total Demand -	131.0

Last Week (BCF/d)

Power -	28.1
Total Demand -	105.1

REGIONAL AVG TEMPERATURES AND DEPARTURE FROM NORMAL

	Dec 23	Dec 24	Dec 25	Dec 26	Dec 27	Dec 28	Dec 29	Dec 30	Dec 31	Jan 01	Jan 02	Jan 03	Jan 04	Jan 05
East	37	16	21	25	30	38	43	48	49	52	50	52	65	65
Midwest	0	5	10	13	20	30	42	43	38	39	41	44	65	65
South Central	19	24	31	36	39	48	54	55	57	59	62	62	65	65
Mountain	22	29	35	38	40	39	35	33	37	37	33	31	65	65
Pacific	46	50	53	55	50	47	45	48	48	45	41	43	65	65
Lower 48	27	21	26	30	33	39	44	47	47	48	47	49	65	65

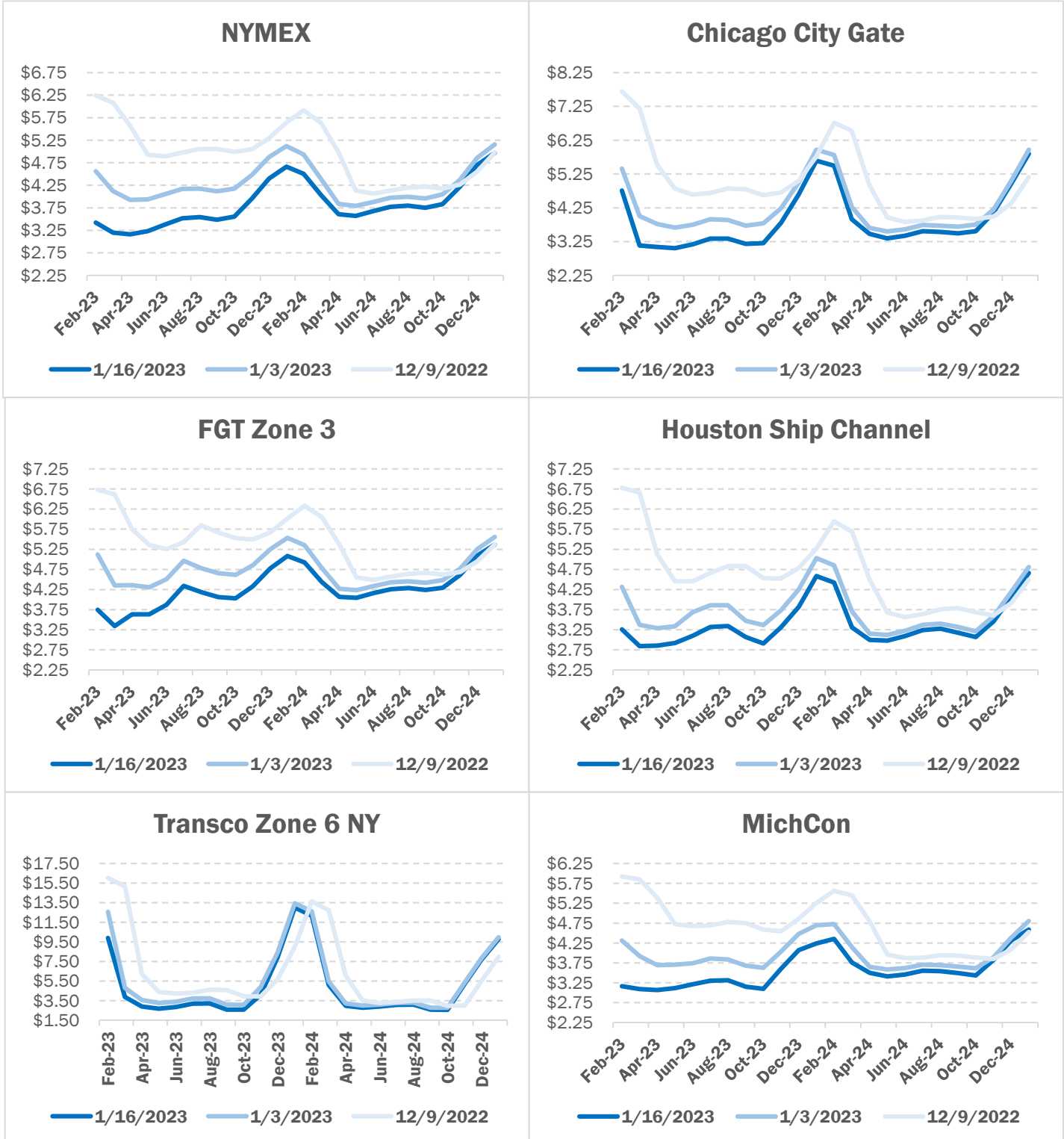
°F below normal normal °F above normal

Legend: ≤ -20, -19 to -15, -14 to -10, -9 to -5, -4 to -1, 0, 1 to 4, 5 to 9, 10 to 14, 15 to 19, ≥ 20

NATURAL GAS NEWS



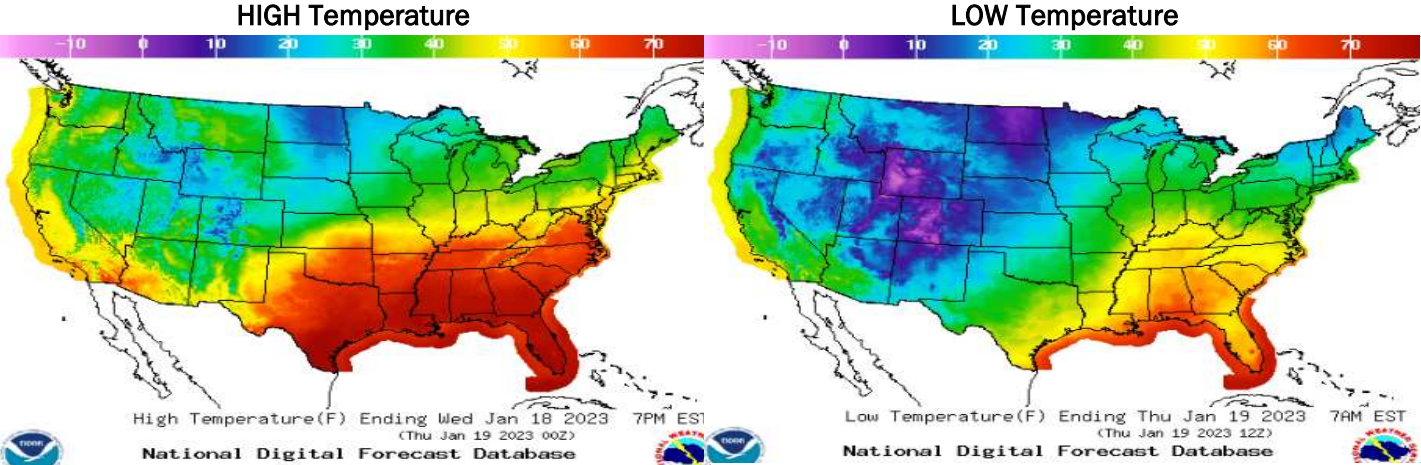
NATURAL GAS BASIS FUTURES



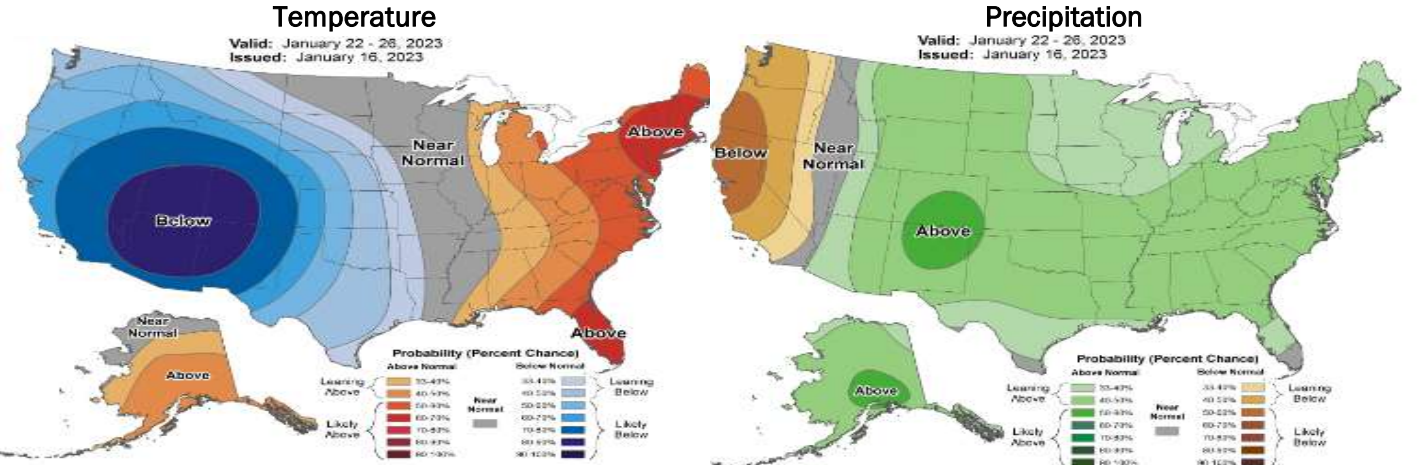
NATURAL GAS NEWS



WEATHER - HIGH / LOW TEMPERATURE - TOMORROW



WEATHER - 6 - 10 DAY OUTLOOK - NOAA



WEATHER - 8 - 14 DAY OUTLOOK - NOAA

