

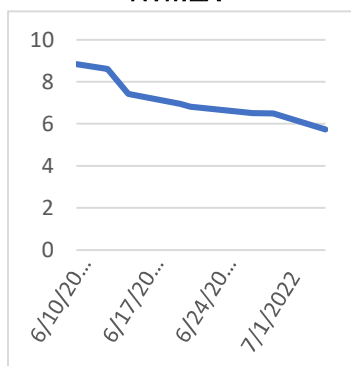
NATURAL GAS



NEWS

Tuesday, July 5, 2022

Last Week's Prompt NYMEX



NYMEX NG Futures

Month	Close	Change
Aug-22	5.73	(0.768)
Sep-22	5.712	(0.781)
Oct-22	5.729	(0.790)
Nov-22	5.837	(0.777)
Dec-22	5.969	(0.766)
Jan-23	6.066	(0.764)
Feb-23	5.852	(0.766)
Mar-23	5.215	(0.787)
Apr-23	4.339	(0.414)
May-23	4.257	(0.382)
Jun-23	4.319	(0.379)
Jul-23	4.381	(0.383)
Aug-23	4.391	(0.374)
Sep-23	4.379	(0.365)
Oct-23	4.431	(0.355)
Nov-23	4.621	(0.334)
Dec-23	4.888	(0.316)
Jan-24	5.023	(0.313)
Feb-24	4.883	(0.310)
Mar-24	4.58	(0.322)
Apr-24	4.074	(0.265)
May-24	4.034	(0.259)
Jun-24	4.106	(0.253)
Jul-24	4.175	(0.252)
1 YR STRIP 2021	5.2838	(0.646)
	5.7638	(0.775)

IN THE NEWS

EIA: global LNG trade grow by 4.5% in 2021

Global trade in LNG in 2021 increased by 2.2 billion ft3/d, or 4.5%, compared with 2020, and averaged 49.0 billion ft3/d, according to The LNG Industry GIIGNL Annual Report 2022 by the International Group of Liquefied Natural Gas Importers (GIIGNL). New LNG export capacity additions, primarily in the US, as well as rising demand for natural gas in key LNG-consuming countries, contributed to continued growth in global LNG trade in 2021. In the past five years (2017 - 2021), global LNG export capacity has increased by 14.0 billion ft3/d (29%), led primarily by capacity additions in the US (9.6 billion ft3/d), Australia (2.2 billion ft3/d), and Russia (1.7 billion ft3/d). In 2021, LNG exports increased the most from the US, growing 2.9 billion ft3/d (50%) compared with 2020. Australia increased its LNG exports by 0.1... For more info go to <https://bit.ly/3R9Mo46>

U.S. natgas down 7%; Freeport LNG outage leaves more fuel for storage

For the first time ever, the European Union has imported in June more liquefied natural gas (LNG) from the United States than gas via pipeline from Russia, as Moscow slashed supply to Europe earlier this month, Fatih Birol, Executive Director of the International Energy Agency (IEA), said on Thursday. "Russia's recent steep cuts in natural gas flows to the EU mean this is the 1st month in history in which the EU has imported more gas via LNG from the US than via pipeline from Russia," Birol tweeted today, sharing an analysis from the IEA. "The drop in Russian supply calls for efforts to reduce EU demand to prepare for a tough winter," the head of the Paris-based agency added. The significantly lower supply from Russia since the middle of June and the upcoming annual maintenance at Nord Str... For more info go to <https://bit.ly/3R9Mo46>

Norway Ramps Up Natural Gas Production To Combat Energy Crisis

Norway's authorities have approved applications from operators to boost production from several gas fields, the Norwegian Ministry of Petroleum and Energy said on Monday, expecting record gas sales via pipelines to Europe this year. The ministry heeded applications from operators on the shelf and allowed higher gas production from the Troll, Gina Krog, Duva, Oseberg, Åsgard, and Mikkel fields. The Energy Ministry has also granted a production permit for the Nova gas field, which is expected to start up in the near future. The permits for higher gas production mean that Norway is on track to export record volumes of gas through its pipeline system this year, the ministry said. Norway's decision to allow higher gas production and record gas exports comes as its partners, the EU and the UK, scramble for gas supply ahe... For more info go to <https://bit.ly/3R9Mo46>

Prompt Natural Gas (NG) Daily Sentiment

BEARISH



RESISTANCE

5.923 & 6.117

SUPPORT

5.563 & 5.397

NATURAL GAS

Futures	Close
NG	\$5.730
Volume	53
Open Int.	100,553

Contact Us



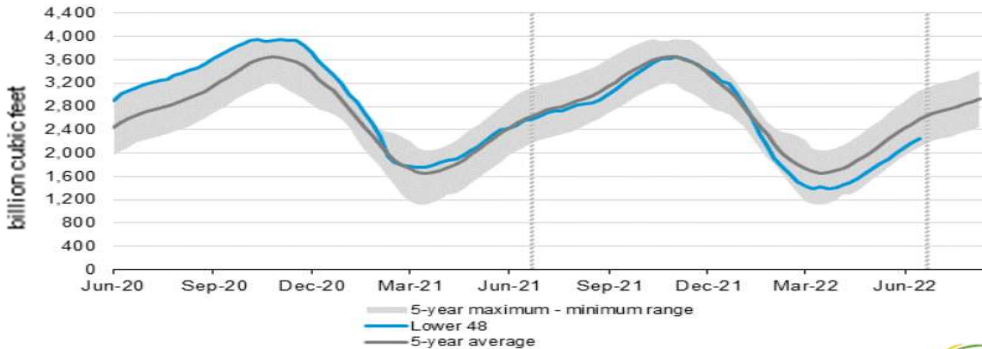
Mansfield Energy Corp
1025 Airport Pkwy
Gainesville, GA 30501
www.mansfield.energy

info@mansfieldoil.com
Phone: (800) 695 - 6626



NATURAL GAS NEWS

WEEKLY GAS IN UNDERGROUND STORAGE WITH 5-YR RANGE



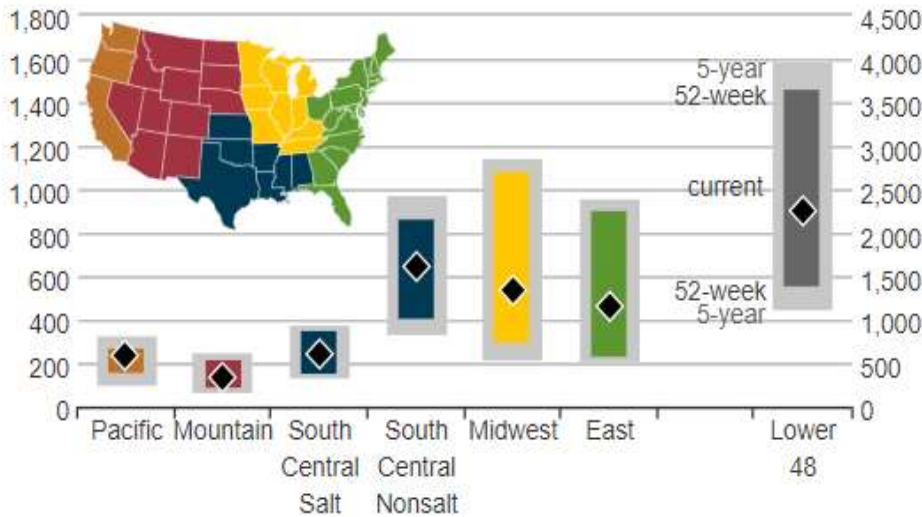
for week ending June 24, 2022 | Released: June 30, 2022 | Next Release: July 07, 2022

EIA Weekly Storage Actual and Surveys for June 24, 2022

Released June 30, 2022

Range 74 to 79
Investing.com 74

UNDERGROUND WORKING NAT GAS STORAGE AS OF 06/10/2022



Total Working Gas In Storage

2251 BCF

82 BCF (LAST WEEK)
-404 BCF (LAST YEAR)
-296 BCF (5-YEAR AVG)

U.S. Natural Gas Supply

Gas Week -

Average Daily Values (BCF/D):

Last Year (BCF/d)

Dry Production - 92.7

Total Supply - 97.1

Last Week (BCF/d)

Dry Production - 95.5

Total Supply - 101.2

[Next Report: June 30]

U.S. Natural Gas Demand

Gas Week -

Average Daily Values (BCF/D):

Last Year (BCF/d)

Power - 35.5

Total Demand - 89.4

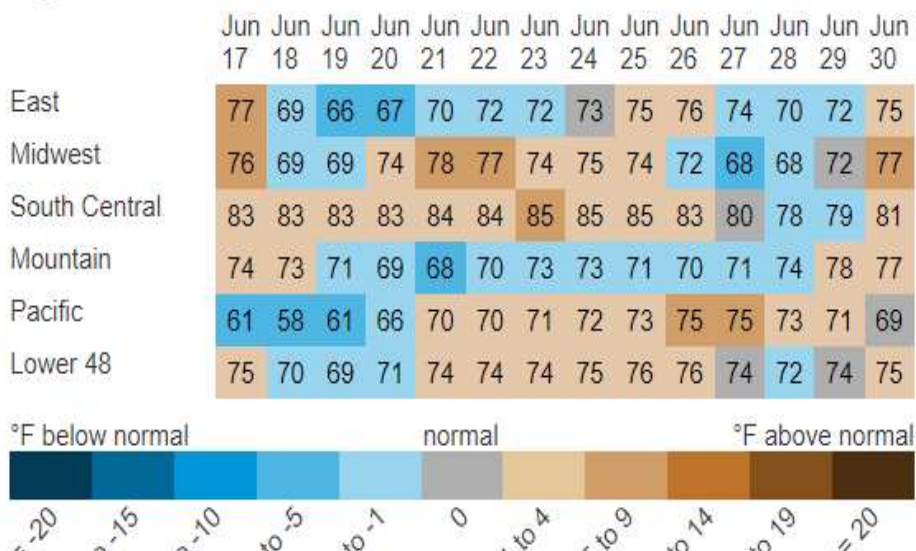
Last Week (BCF/d)

Power - 38.6

Total Demand - 91.5

[Next Report: June 30]

REGIONAL AVG TEMPERATURES AND DEPARTURE FROM NORMAL



MANSFIELDS' STORAGE FORECAST

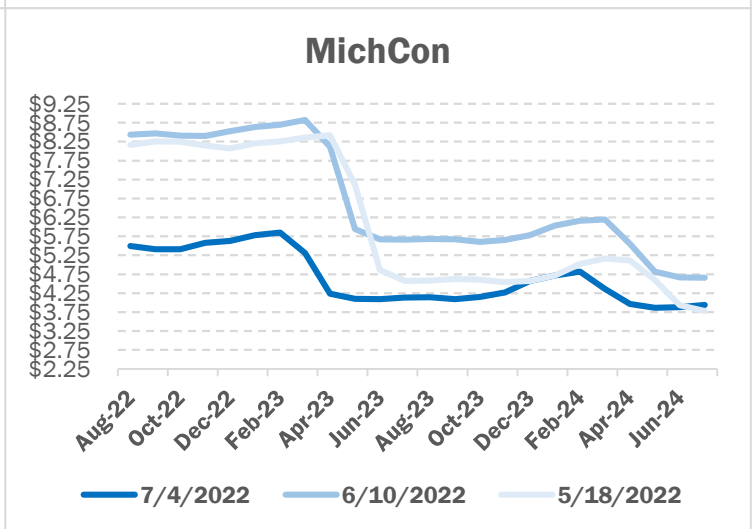
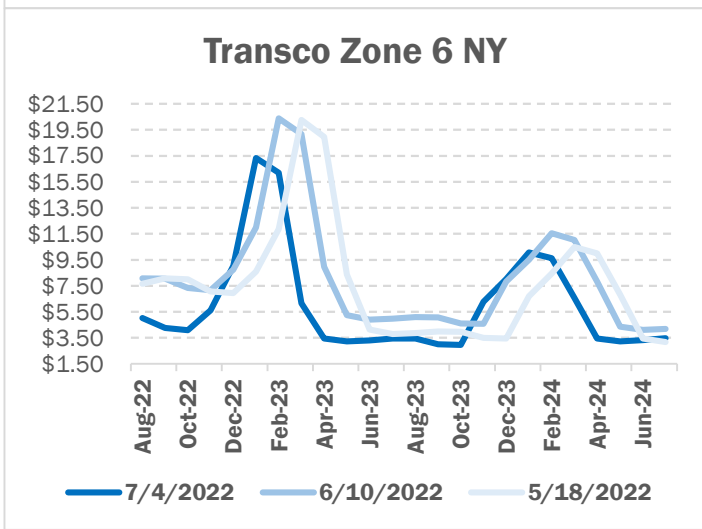
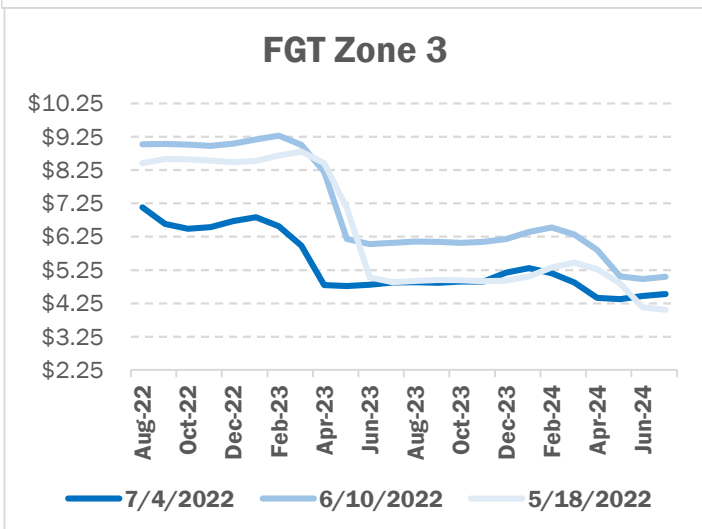
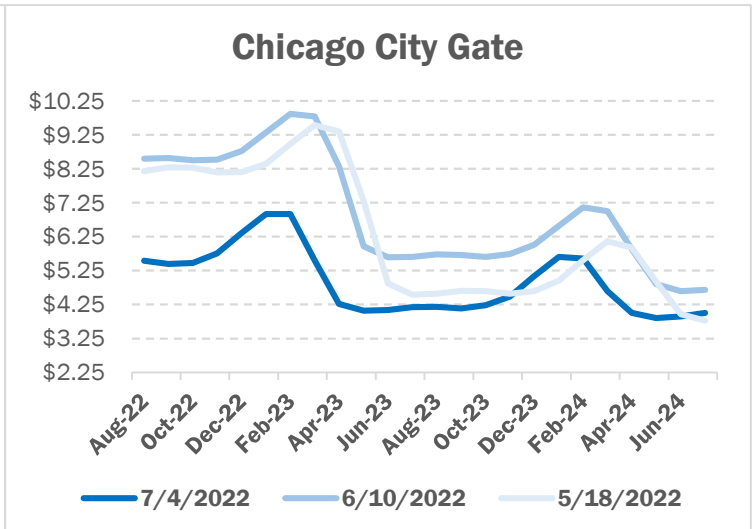
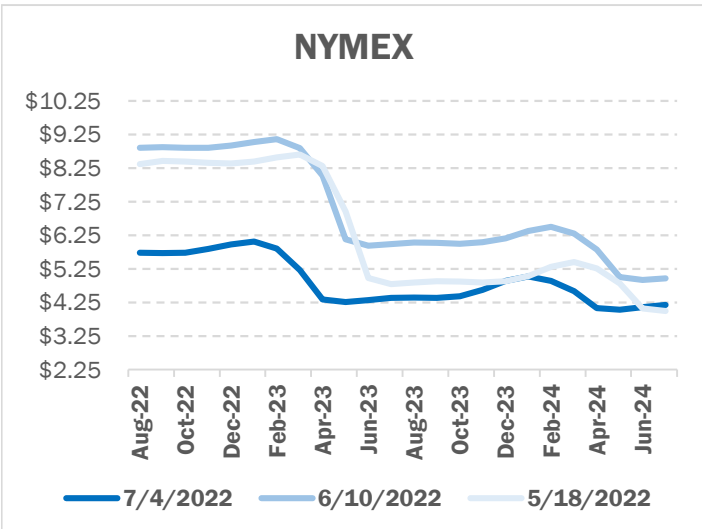
For week ending 7/7/2022

75

NATURAL GAS NEWS



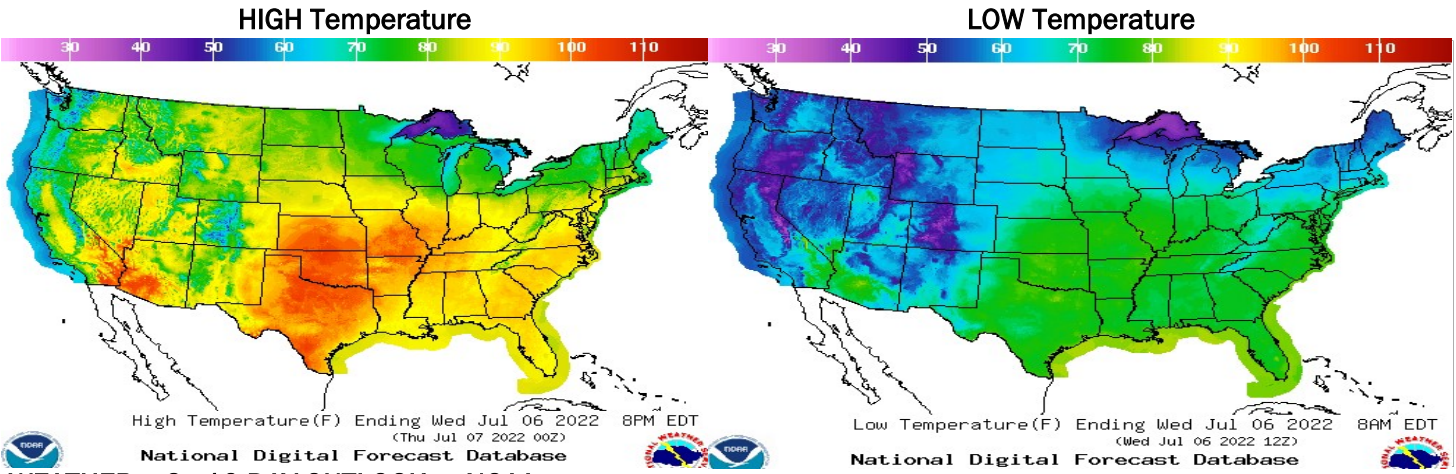
NATURAL GAS BASIS FUTURES



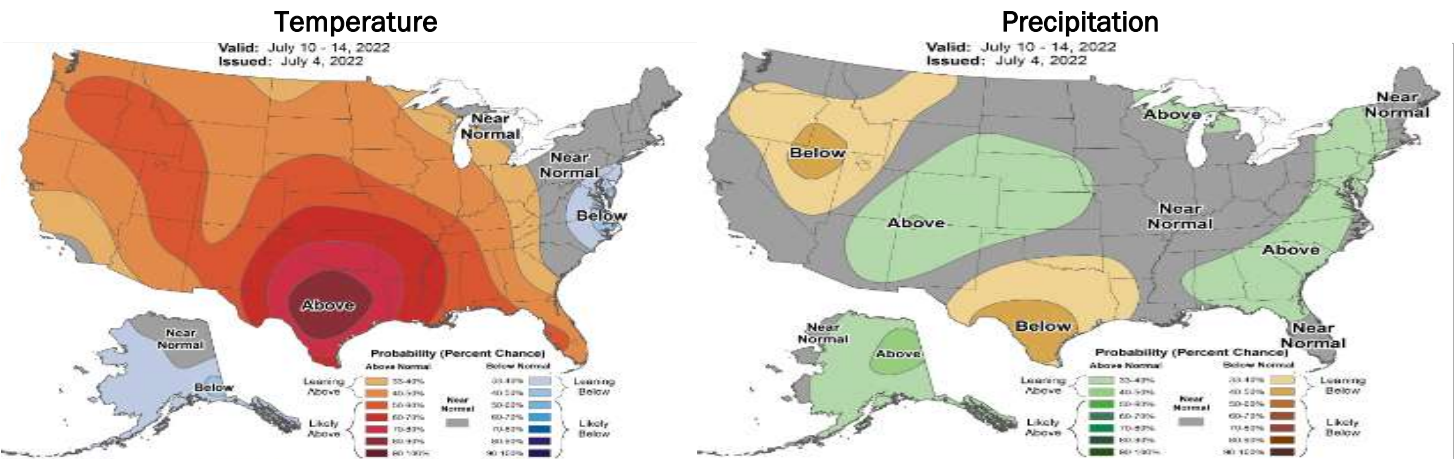
NATURAL GAS NEWS



WEATHER - HIGH / LOW TEMPERATURE - TOMORROW



WEATHER - 6 - 10 DAY OUTLOOK - NOAA



WEATHER - 8 - 14 DAY OUTLOOK - NOAA

