

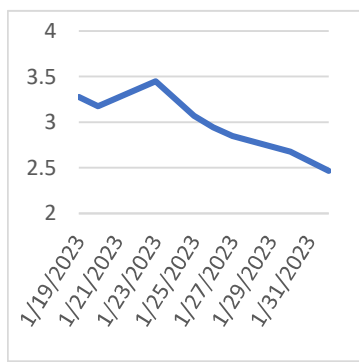
NATURAL GAS



NEWS

Thursday, February 2, 2023

Last Week's Prompt NYMEX



NYMEX NG Futures

Month	Close	Change
Mar-23	2.468	(0.209)
Apr-23	2.536	(0.195)
May-23	2.675	(0.146)
Jun-23	2.893	(0.106)
Jul-23	3.117	(0.058)
Aug-23	3.169	(0.047)
Sep-23	3.133	(0.045)
Oct-23	3.201	(0.051)
Nov-23	3.625	(0.048)
Dec-23	4.018	(0.063)
Jan-24	4.255	(0.059)
Feb-24	4.121	(0.066)
Mar-24	3.707	(0.084)
Apr-24	3.295	(0.111)
May-24	3.258	(0.123)
Jun-24	3.38	(0.116)
Jul-24	3.492	(0.106)
Aug-24	3.523	(0.108)
Sep-24	3.464	(0.111)
Oct-24	3.536	(0.117)
Nov-24	3.952	(0.141)
Dec-24	4.417	(0.141)
Jan-25	4.671	(0.129)
Feb-25	4.491	(0.129)
1 YR STRIP	3.2676	(0.091)
2023	3.3708	(0.081)

IN THE NEWS

US natgas jumps 9% as Freeport LNG asks to start restart process and

U.S. natural gas futures jumped about 9% on Monday from a 19-month low in the prior session on Freeport LNG's request to begin the restart process for its liquefied natural gas (LNG) export plant in Texas and on forecasts for colder weather and higher heating demand over the next two weeks than previously expected. Freeport LNG, the second-largest U.S. LNG exporter, said it had completed repairs to its plant and asked U.S. regulators for permission to take early steps to restart the fire-idled facility. Freeport has said repeatedly that the plant is on track to restart in the second half of January, pending regulatory approvals. Analysts, however, said the plant would likely return in February or later due to the large amount of work needed to satisfy federal regulators. Freeport has already delayed the plant's pl... For more info go to <https://yhoo.it/40pxtHr>

The amount of gas sent to U.S. LNG export terminals is increasing

While the global energy sector looks for replacements for Russian natural gas, the U.S. government reported that natural gas deliveries to LNG export terminals increased by nearly 10% from week-ago levels. Data from the Energy Information Administration, part of the Energy Department, show the amount of natural gas sent to facilities that can export that in the super-cooled liquid form increased from 11.6 billion cubic feet on average to 12.7 billion cubic feet during the seven-day period ending Wednesday. EIA said natural gas consumption, production and exports all broke records last year and there's more to come. Gas production in January alone is on pace for a 0.5% increase from the prior month. "We expect production in both the Permian region in West Texas and Southeast New Mexico and... For more info go to <https://bit.ly/3XWv9WQ>

Russia boosts LNG exports to Europe by 20% in 2022

Russia supplied Europe with some 17 million tonnes of liquefied natural gas (LNG) last year, up about 20% from 2021 volumes, Refinitiv Eikon data showed on Tuesday, partially offsetting a steep decline in Russian pipeline gas exports. Europe has been boosting imports of seaborne LNG – gas transported in liquid form at minus 160 degrees Celsius (minus 256 Fahrenheit) - amid a cut in pipeline gas supplies from Russia due to a deep political crisis over Ukraine. Russian gas exports to Europe via pipelines plummeted to a post-Soviet low in 2022 as its largest customer cut imports due to the conflict in Ukraine, and a major pipeline was damaged by mysterious blasts. ... For more info go to <https://bit.ly/3RrP0e4>

Prompt Natural Gas (NG) Daily Sentiment

BEARISH



RESISTANCE
2.678 & 2.887
SUPPORT
2.253 & 2.253

NATURAL GAS

Futures	Close
NG	\$2.468
Volume	81,537
Open Int.	297,641

Contact Us



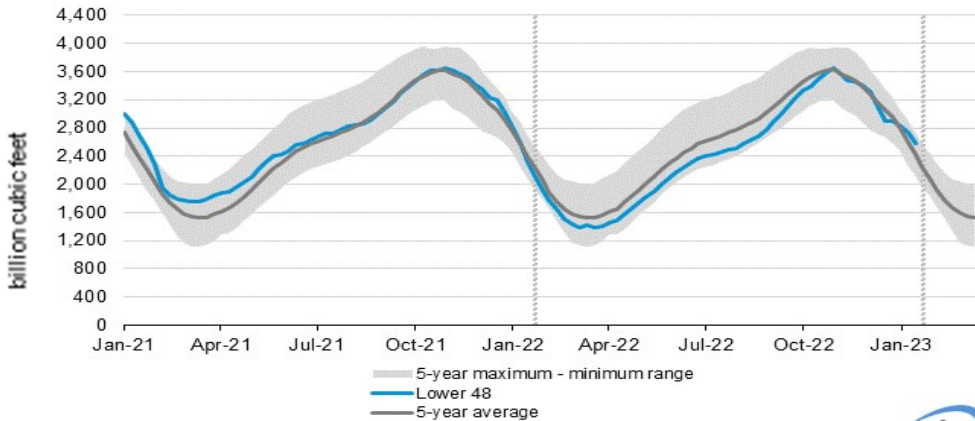
Mansfield Energy Corp
1025 Airport Pkwy
Gainesville, GA 30501
www.mansfield.energy

info@mansfieldoil.com
Phone: (800) 695 - 6626

NATURAL GAS NEWS



WEEKLY GAS IN UNDERGROUND STORAGE WITH 5-YR RANGE



for week ending January 27, 2023 | Released: February 02, 2023 | Next Release: February 09, 2023

EIA Weekly Storage Actual and Surveys for

January 27, 2023

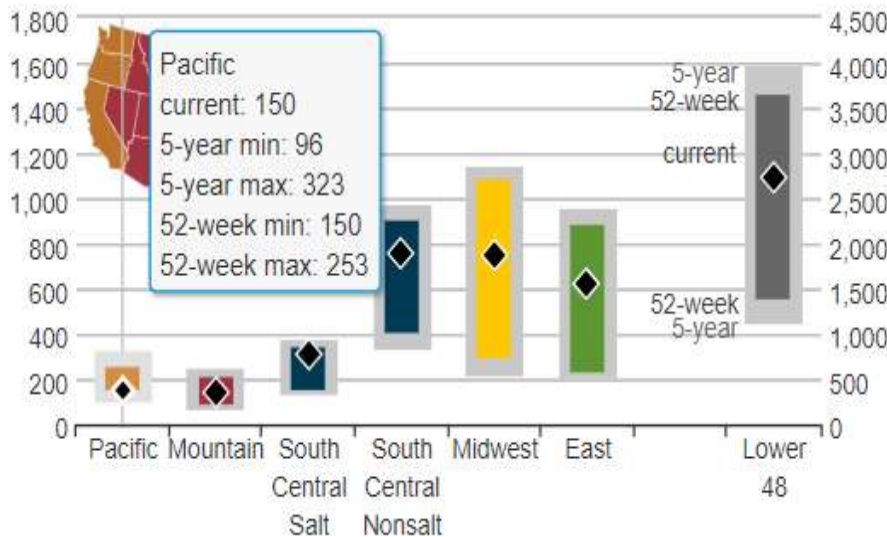
Released February 02, 2023

Range -114 to -155

S&P Global -114

Investing.com -142

UNDERGROUND WORKING NAT GAS STORAGE AS OF 01/19/2023



Total Working Gas In Storage

2583 BCF

-151 BCF (LAST WEEK)

222 BCF (LAST YEAR)

107 BCF (5-YEAR AVG)

U.S. Natural Gas Supply

Gas Week -

Average Daily Values (BCF/D):

Last Year (BCF/d)

Dry Production - 93.6

Total Supply - 101.1

Last Week (BCF/d)

Dry Production - 100.5

Total Supply - 105.9

[Next Report: February 02]

U.S. Natural Gas Demand

Gas Week -

Average Daily Values (BCF/D):

Last Year (BCF/d)

Power - 31.7

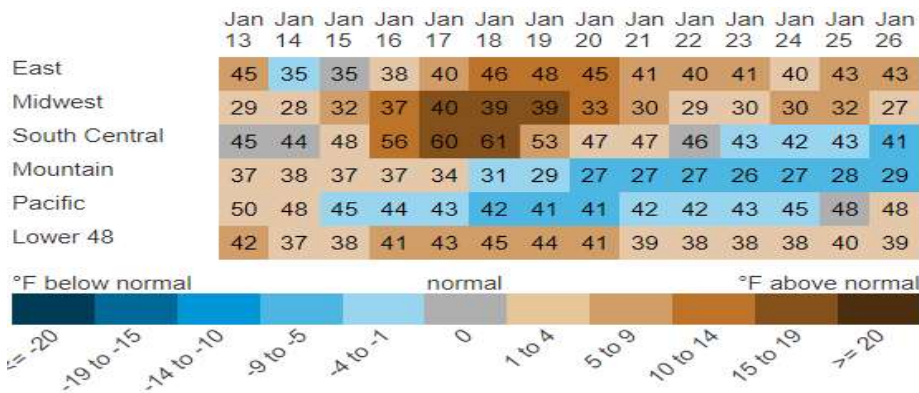
Total Demand - 134.3

Last Week (BCF/d)

Power - 31.1

Total Demand - 118.8

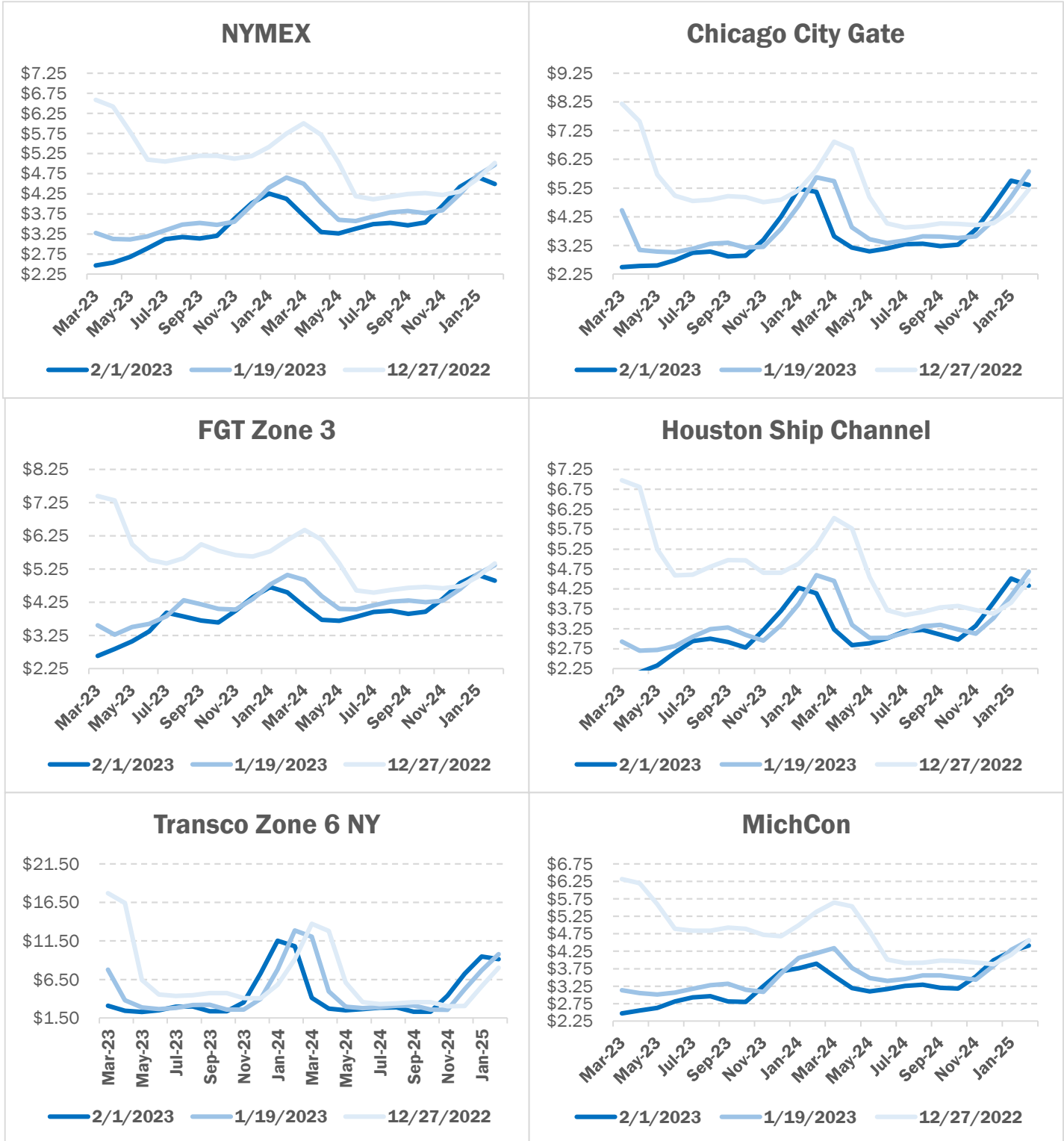
REGIONAL AVG TEMPERATURES AND DEPARTURE FROM NORMAL



NATURAL GAS NEWS

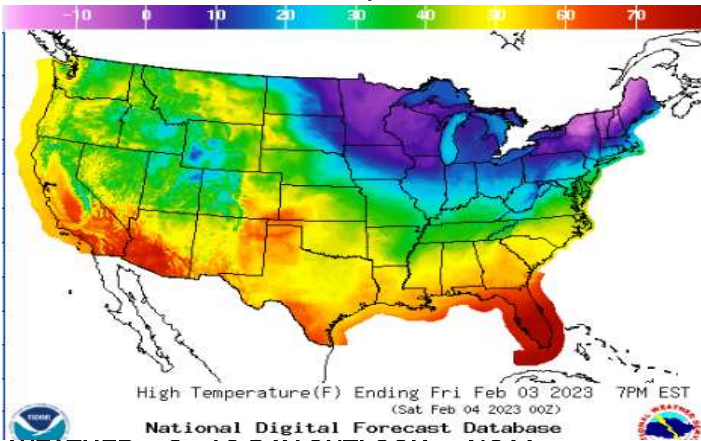


NATURAL GAS BASIS FUTURES

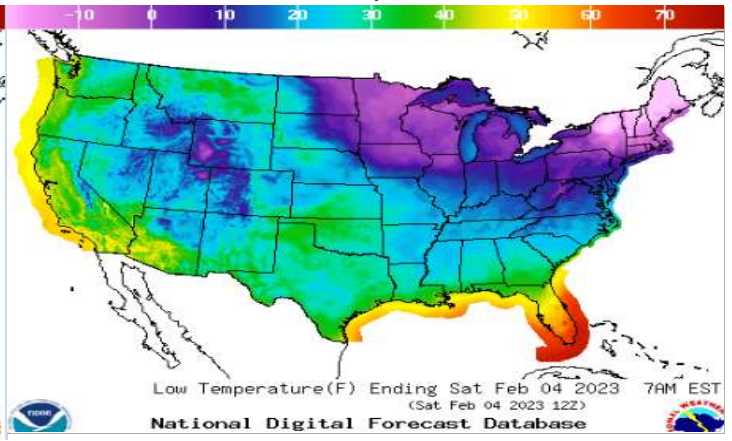


WEATHER - HIGH / LOW TEMPERATURE - TOMORROW

HIGH Temperature



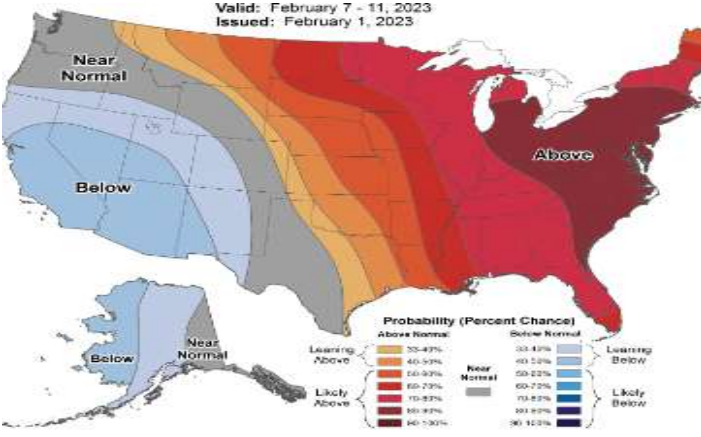
LOW Temperature



WEATHER - 6 - 10 DAY OUTLOOK - NOAA

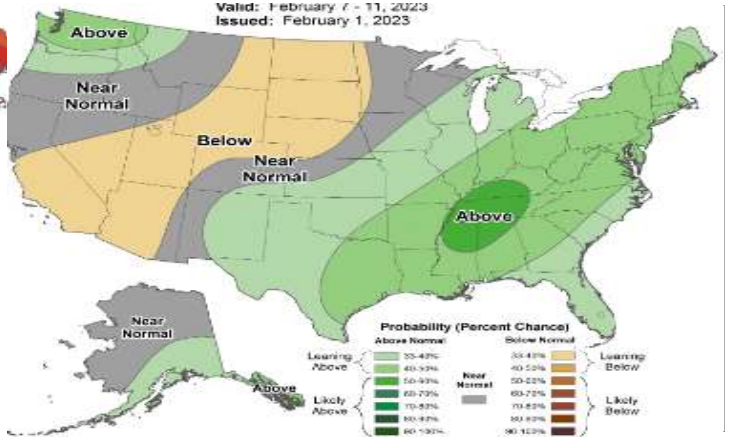
Temperature

Valid: February 7 - 11, 2023
Issued: February 1, 2023



Precipitation

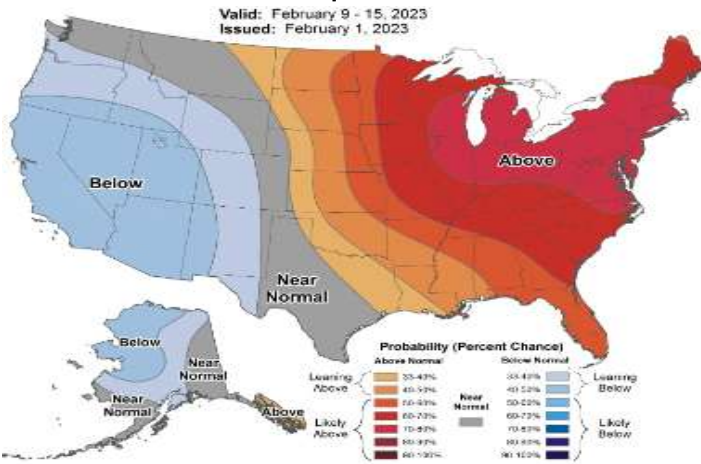
Valid: February 7 - 11, 2023
Issued: February 1, 2023



WEATHER - 8 - 14 DAY OUTLOOK - NOAA

Temperature

Valid: February 9 - 15, 2023
Issued: February 1, 2023



Precipitation

Valid: February 9 - 15, 2023
Issued: February 1, 2023

