

# NATURAL GAS



NEWS

Thursday, February 24, 2022

**Last Week's Prompt  
NYMEX**



**NYMEX NG Futures**

Month	Close	Change
Mar-22	4.623	0.192
Apr-22	4.593	0.216
May-22	4.605	0.207
Jun-22	4.647	0.204
Jul-22	4.697	0.201
Aug-22	4.705	0.200
Sep-22	4.688	0.200
Oct-22	4.709	0.199
Nov-22	4.795	0.195
Dec-22	4.944	0.191
Jan-23	5.04	0.189
Feb-23	4.862	0.175
Mar-23	4.439	0.163
Apr-23	3.542	0.072
May-23	3.467	0.068
Jun-23	3.511	0.067
Jul-23	3.562	0.067
Aug-23	3.575	0.068
Sep-23	3.561	0.067
Oct-23	3.591	0.065
Nov-23	3.697	0.063
Dec-23	3.905	0.059
Jan-24	4.034	0.064
Feb-24	3.927	0.061
1 YR STRIP 2021	4.7423 4.6584	0.197 0.202

**IN THE NEWS**

**LNG global trade rises 6% in 2021 amid higher demand...**

Global trade in liquefied natural gas rose 6 per cent to 380 million tonnes in 2021 on the back of higher demand as economies recovered from the coronavirus-induced slowdown and countries focused on cutting emissions. China, the world's second-largest economy, and South Korea led the growth in LNG demand in 2021. China surpassed Japan to become the world's largest importer amid a strong rebound from the pandemic, with its imports growing by 12 million tonnes to 79 million tonnes, according to Shell's latest annual LNG Outlook report. "Last year showed just how crucial gas and LNG are in providing communities around the world with the energy they need as they strive to get back on track following the difficulties caused by the Covid-19 pandemic," said Wael Sawan, director of integrated gas, renewables and energy so... For more info go to <https://bit.ly/356DLUL>

**High prices turn U.S. LNG tankers to Europe**

It's not that seven was any sort of long-standing numbers bet for U.S. liquefied natural gas projects. It's that customers, particularly in energy-hungry Europe, were fortunate that America had a record seven LNG export terminals in operation and with carriers docked or loading at all of them on Feb. 12. The historic day came six years to the month that the first LNG export project came online in the Lower 48 states. But seven will not hold the title for long. An eighth terminal is under construction in Texas — owned by Qatar Petroleum and ExxonMobil — with start-up planned for 2024, and a six year-old Houston-based LNG development company this month announced plans to start construction on its Louisiana project in April, with a 2026 first-cargo date. Canada's first LNG export terminal, un... For more info go to <https://bit.ly/3JVw1np>

**Natural Gas Strengthens Over \$4.600, Weakens Under...**

A rise in natural gas prices in Europe is helping to keep upward pressure on U.S. prices. European prices rose as tensions between Russia and Ukraine escalated after Moscow ordered troops into two breakaway regions in eastern Ukraine. Britain on Tuesday imposed sanctions on Gennady Timchenko and two other billionaires with close links to Russian President Vladimir Putin, while Germany halted the Nord Stream 2 Baltic Sea gas pipeline project, designed to double the flow of Russian gas direct to Germany, Reuters reported. The United States and Europe have said they would sanction Russia if it invaded Ukraine.. For more info go to <https://bit.ly/3sc00V3>

**Prompt Natural Gas (NG)  
Daily Sentiment**

**BULLISH**



RESISTANCE  
4.706 & 4.82  
SUPPORT  
4.458 & 4.324

**NATURAL GAS**

Futures	Close
NG	\$4.623
Volume	2,595
Open Int.	2,556

**Contact Us**



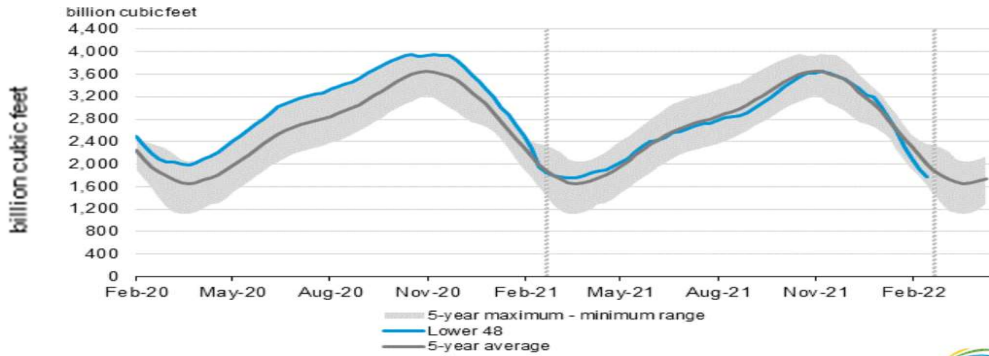
**Mansfield Energy Corp**  
1025 Airport Pkwy  
Gainesville, GA 30501  
[www.mansfield.energy](http://www.mansfield.energy)

info@mansfieldoil.com  
Phone: (800) 695 - 6626

# NATURAL GAS NEWS



## WEEKLY GAS IN UNDERGROUND STORAGE WITH 5-YR RANGE



for week ending February 18, 2022 | Released: February 24, 2022 | Next Release: March 03, 2022

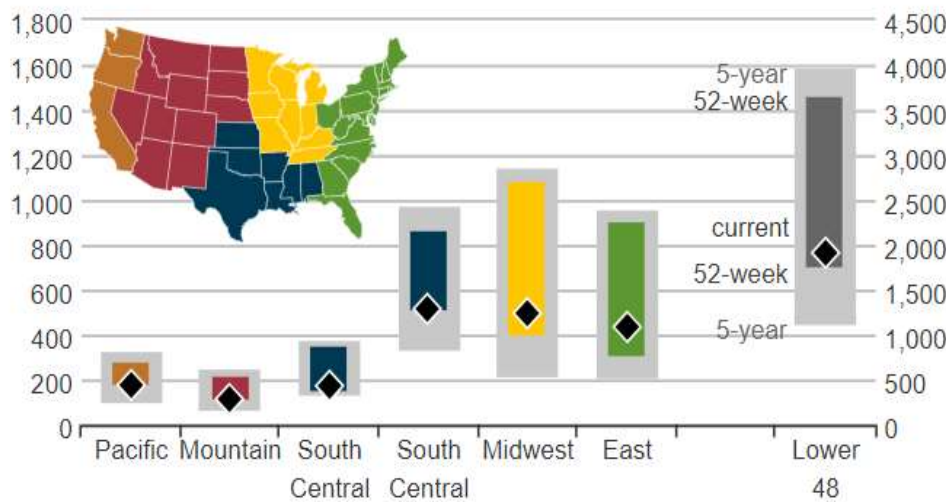
### EIA Weekly Storage Actual and Surveys for February 18, 2022

Released February 24, 2022

Range	-128 to -143
S&P Platts	-128
NGI	-121
Investing.com	-129

## UNDERGROUND WORKING NAT GAS STORAGE AS OF 02/11/2022

billion cubic feet



### Total Working Gas In Storage

**-1782 BCF**

- 129 BCF (LAST WEEK)
- 214 BCF (LAST YEAR)
- 209 BCF (5-YEAR AVG)

### U.S. Natural Gas Supply Gas Week 02/10 - 02/16

Average Daily Values (BCF/D):

Last Year (BCF/d)

Dry Production - 93.3

Total Supply - 91.2

Last Week (BCF/d)

Dry Production - 90.5

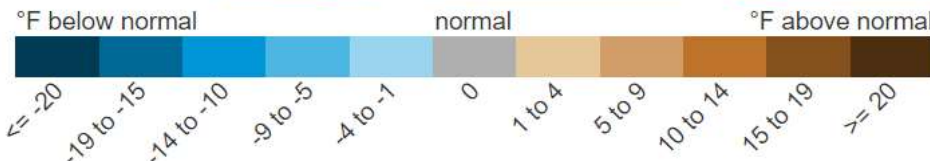
Total Supply - 98.1

[Next Report: February 24]

## REGIONAL AVG TEMPERATURES AND DEPARTURE FROM NORMAL

degrees Fahrenheit

	Feb 04	Feb 05	Feb 06	Feb 07	Feb 08	Feb 09	Feb 10	Feb 11	Feb 12	Feb 13	Feb 14	Feb 15	Feb 16	Feb 17
East	45	31	30	34	38	40	42	45	47	37	28	30	42	55
Midwest	15	15	23	23	29	34	34	36	20	17	19	30	42	33
South Central	30	35	40	43	47	49	51	54	47	42	47	53	62	59
Mountain	25	32	34	37	40	41	44	42	37	39	41	41	36	32
Pacific	47	49	52	53	54	57	58	59	59	58	54	46	46	49
Lower 48	35	31	34	37	40	43	45	47	43	37	34	37	45	49



### U.S. Natural Gas Supply Gas Week -

Average Daily Values (BCF/D):

Last Year (BCF/d)

Dry Production - 31.3

Total Supply - 135.8

Last Week (BCF/d)

Dry Production - 30.0

Total Supply - 128.4

[Next Report: February 24]

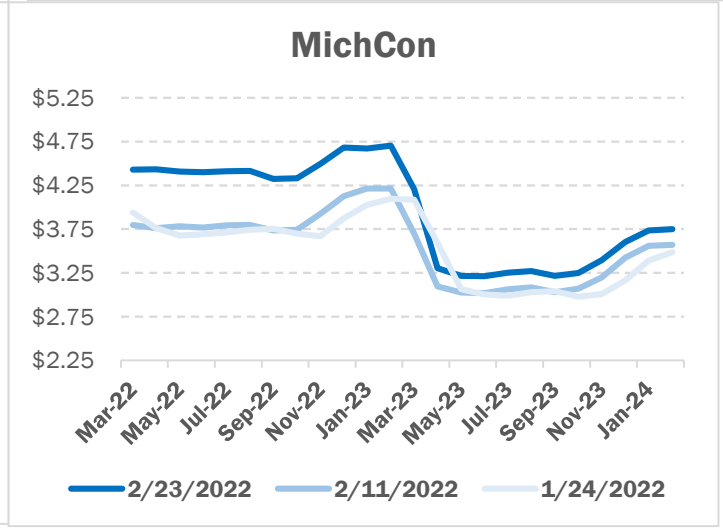
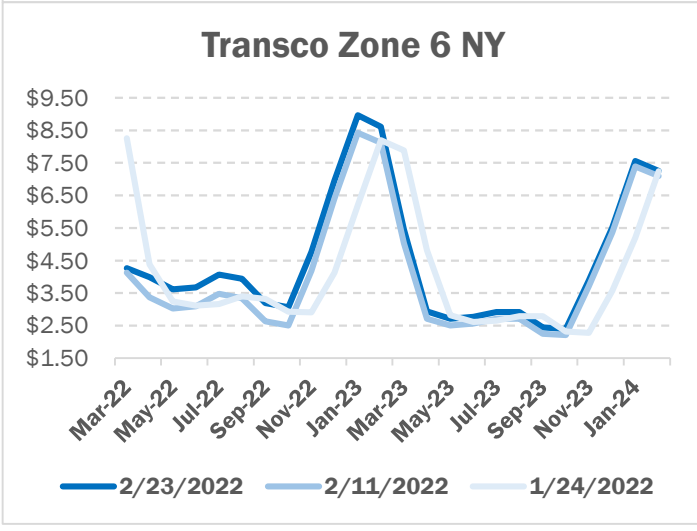
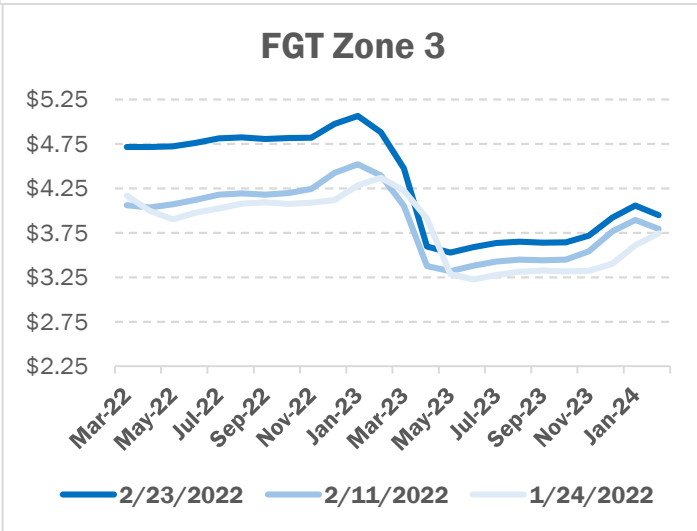
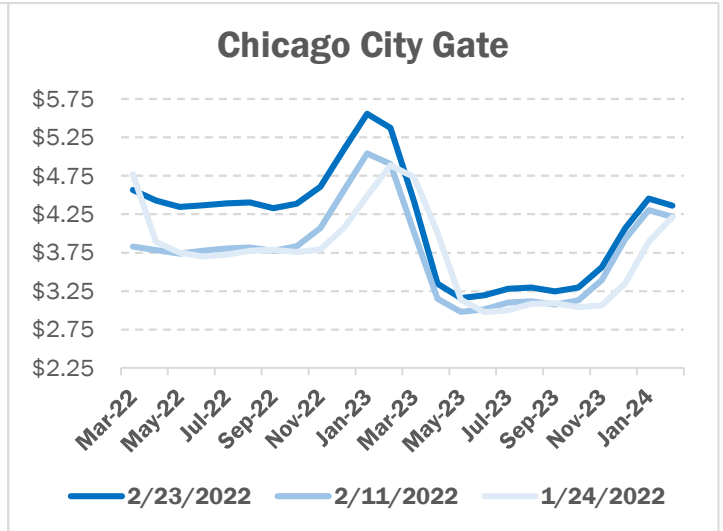
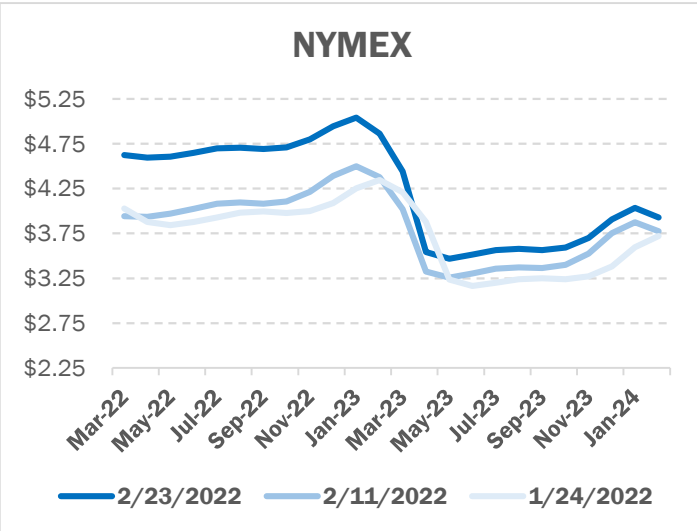
[For week ending February 25]

**-130**

# NATURAL GAS NEWS



## NATURAL GAS BASIS FUTURES

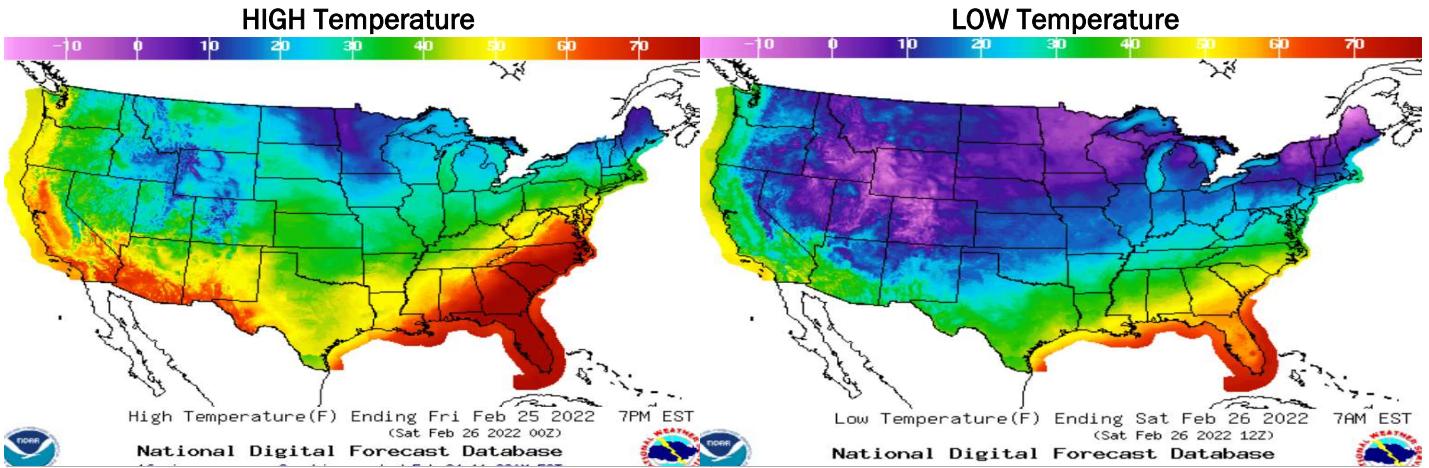




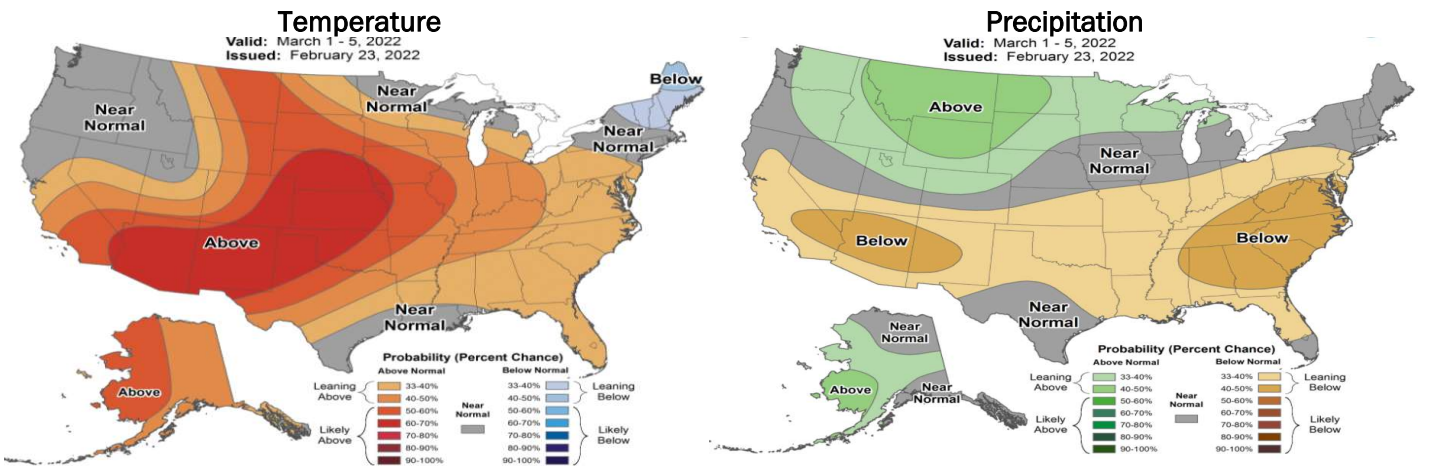
# NATURAL GAS NEWS



## WEATHER - HIGH / LOW TEMPERATURE - TOMORROW



## WEATHER - 6 - 10 DAY OUTLOOK - NOAA



## WEATHER - 8 - 14 DAY OUTLOOK - NOAA

