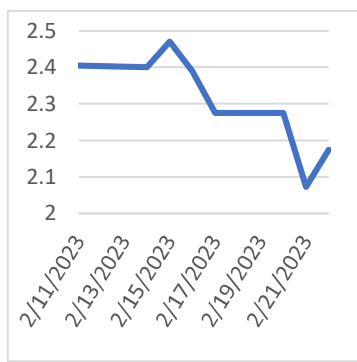


Thursday, February 23, 2023

Last Week's Prompt NYMEX



NYMEX NG Futures

Month	Close	Change
Mar-23	2.174	0.101
Apr-23	2.298	0.121
May-23	2.44	0.124
Jun-23	2.641	0.128
Jul-23	2.838	0.127
Aug-23	2.887	0.126
Sep-23	2.86	0.125
Oct-23	2.939	0.125
Nov-23	3.376	0.112
Dec-23	3.767	0.104
Jan-24	3.973	0.092
Feb-24	3.846	0.087
Mar-24	3.469	0.069
Apr-24	3.089	0.058
May-24	3.061	0.055
Jun-24	3.178	0.049
Jul-24	3.293	0.042
Aug-24	3.324	0.038
Sep-24	3.278	0.039
Oct-24	3.343	0.036
Nov-24	3.7	0.027
Dec-24	4.109	0.011
Jan-25	4.352	0.005
Feb-25	4.209	0.003
1 YR STRIP	3.0033	0.114
2023	3.1112	0.112

IN THE NEWS

World's largest LNG bunkering vessel completes 1st ship-to-ship bunkering

The bunkering op was completed on January 18 and it saw the 30,000 cubic meters LNG bunkering ship Hai Yang Shi You 301 (Offshore Oil 301) refuel CMA CGM's 23,000TEU dual-fuel container ship CMA CGM Concorde at Yantian Port, Shenzhen. China Classification Society (CCS) provided assistance onsite to facilitate the operation. The vessel incorporates China's first domestically developed LNG ship-to-ship bunkering system jointly developed by China State Shipbuilding Corporation (CSSC) and compatriot global energy company CNOOC Energy Development Co., Ltd. According to CSSC, the system consists of emergency release devices, quick connection devices, cryogenic hoses, ship distance detection devices, saddles and anti-fall systems. The system has a designed bunkering capacity of 1650m³ per hour. CSSC said that the bunkerier... For more info go to <https://bit.ly/41nUWt0>

Natural gas consumption up in January for first time since May

Natural gas consumption rose in January for the first time since May and liquefied natural gas (LNG) imports witnessed the first expansion in at least 15 months in early signs of domestic demand revival helped by a drop in international prices. India consumed 5.18 billion cubic meters (BCM) of natural gas in January, up 6.4% from a year earlier, according to the oil ministry data. Imports of LNG rose 7.9% to 2.27 BCM. A 4% year-on-year rise in the local production of natural gas in January also helped boost consumption. "Prices have fallen in the past few months, and this has been the biggest confidence booster for consumers," said an industry executive. Prices are still high compared to the average in the last few years, and they must drop further to trigger a major demand boost, he added... For more info go to <https://bit.ly/3IQsyZi>

Hydro-Quebec Posts Record Profit as US Export Sales Soared

Hydro-Quebec posted record profit last year after selling electricity to the US at elevated prices, driven higher by impacts from the European energy crisis and an economic recovery. Canada's largest hydroelectric utility earned C\$4.6 billion (\$3.4 billion) in annual profit, a 28% jump from the prior year, according to a Wednesday statement from the provincially owned corporation. The results translate into a record C\$3.4 billion dividend for Quebec's provincial government. Its outgoing chief executive doesn't expect a repeat of such performance this year. "The profit in 2023 will probably be lower," Chief Executive Officer Sophie Brochu said Wednesday in a press conference, noting that last year's results were driven by specific circumstances in what's a cyclical business. "It comes, and it goes." Hydro-Quebec s... For more info go to <https://bit.ly/41km3W4>

Prompt Natural Gas (NG) Daily Sentiment

BEARISH



RESISTANCE
2.442 & 2.587
SUPPORT
2.133 & 1.969

NATURAL GAS

Futures	Close
NG	\$2.174
Volume	8,516
Open Int.	19,726

Contact Us



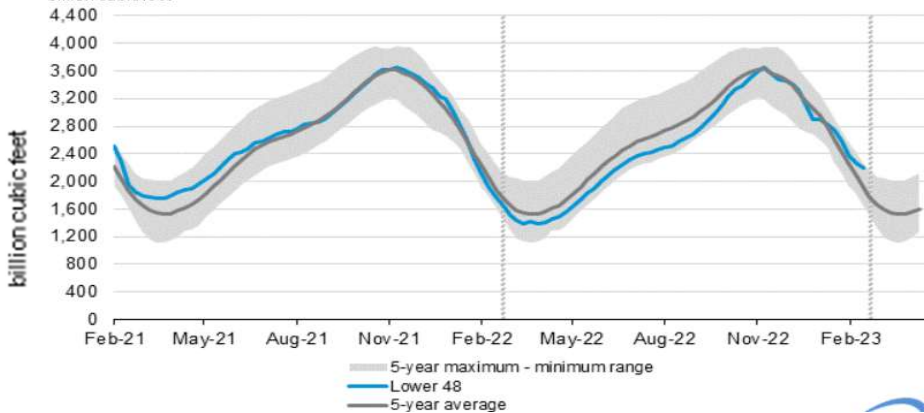
Mansfield Energy Corp
1025 Airport Pkwy
Gainesville, GA 30501
www.mansfield.energy

info@mansfieldoil.com
Phone: (800) 695 - 6626

NATURAL GAS NEWS



WEEKLY GAS IN UNDERGROUND STORAGE WITH 5-YR RANGE



for week ending February 17, 2023 | Released: February 23, 2023 | Next Release: March 02, 2023

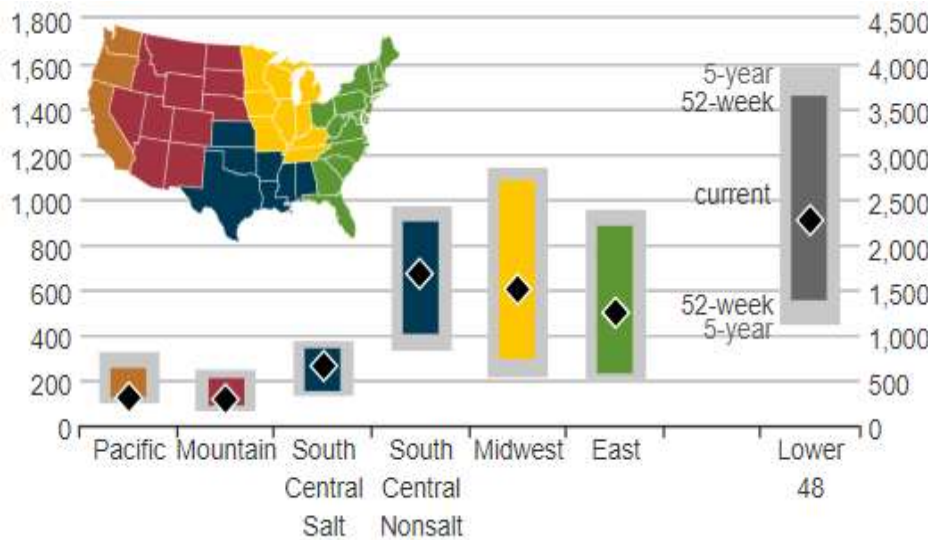
EIA Weekly Storage Actual and Surveys for

February 17, 2023

Released February 23, 2023

Range	-39 to -109
S&P Global	-39
FX Street	-109
Investing.com	-67

UNDERGROUND WORKING NAT GAS STORAGE AS OF 02/16/2023



Total Working Gas In Storage

2195 BCF

- 71 BCF (LAST WEEK)
- 395 BCF (LAST YEAR)
- 289 BCF (5-YEAR AVG)

U.S. Natural Gas Supply

Gas Week -

Average Daily Values (BCF/D):	
<u>Last Year (BCF/d)</u>	
Dry Production -	95.1
Total Supply -	101.3
<u>Last Week (BCF/d)</u>	
Dry Production -	98.8
Total Supply -	104.4

[Next Report: February 23]

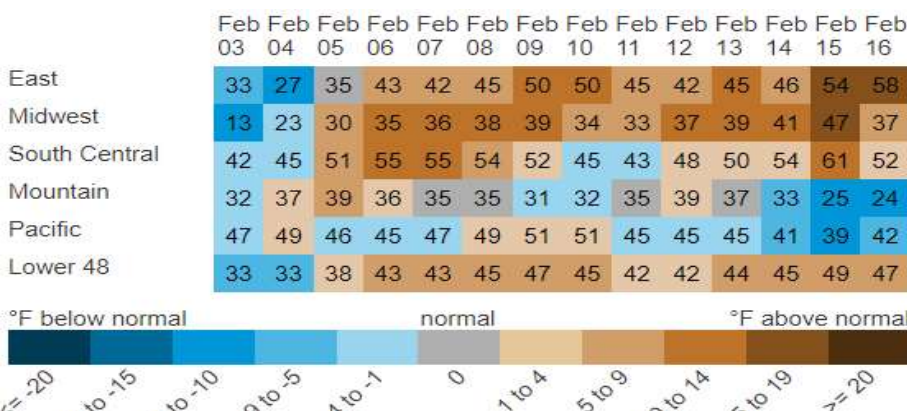
U.S. Natural Gas Demand

Gas Week -

Average Daily Values (BCF/D):	
<u>Last Year (BCF/d)</u>	
Power -	27.7
Total Demand -	25.5
<u>Last Week (BCF/d)</u>	
Power -	31.0
Total Demand -	123.4

[Next Report: February 23]

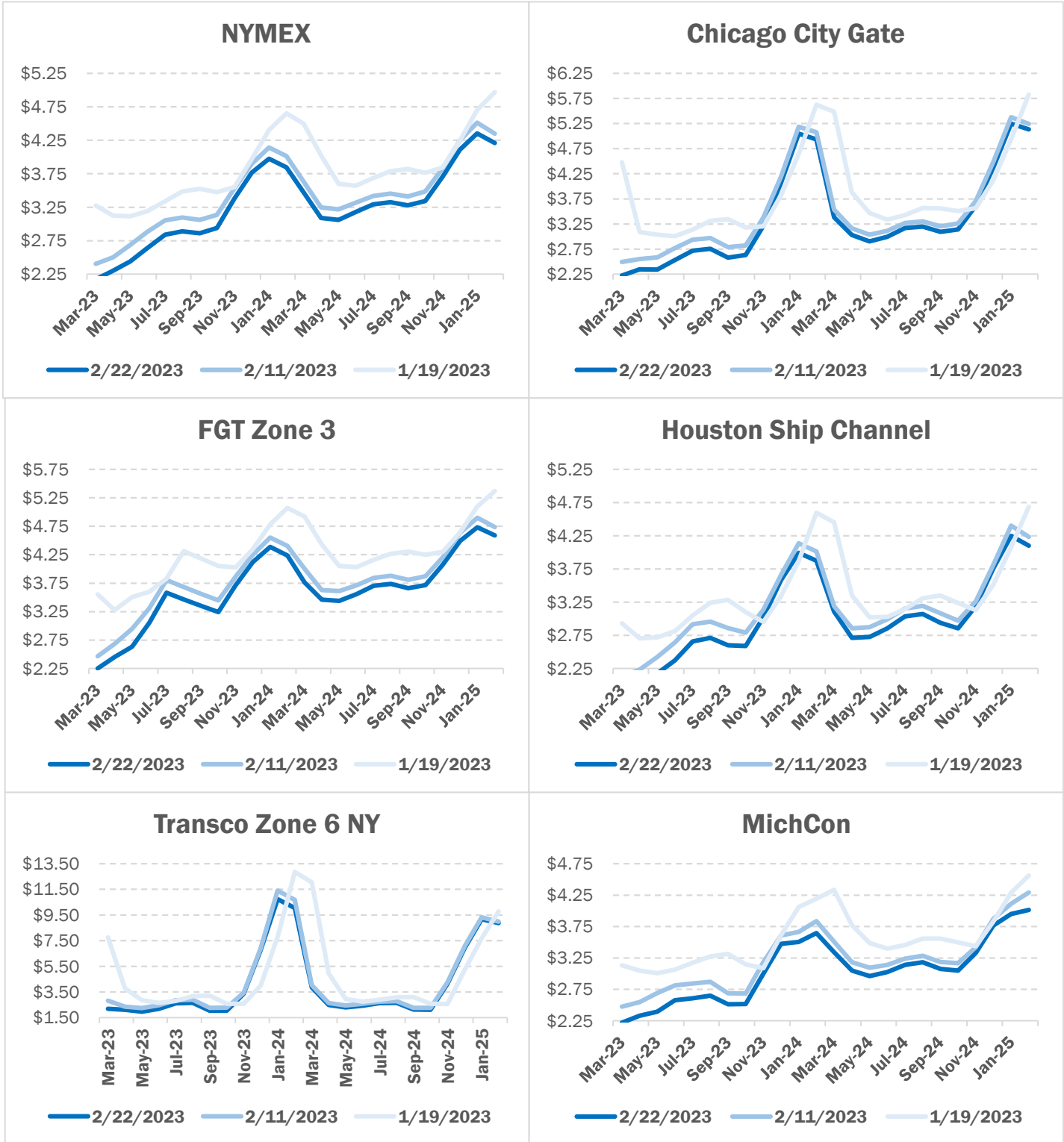
REGIONAL AVG TEMPERATURES AND DEPARTURE FROM NORMAL



NATURAL GAS NEWS



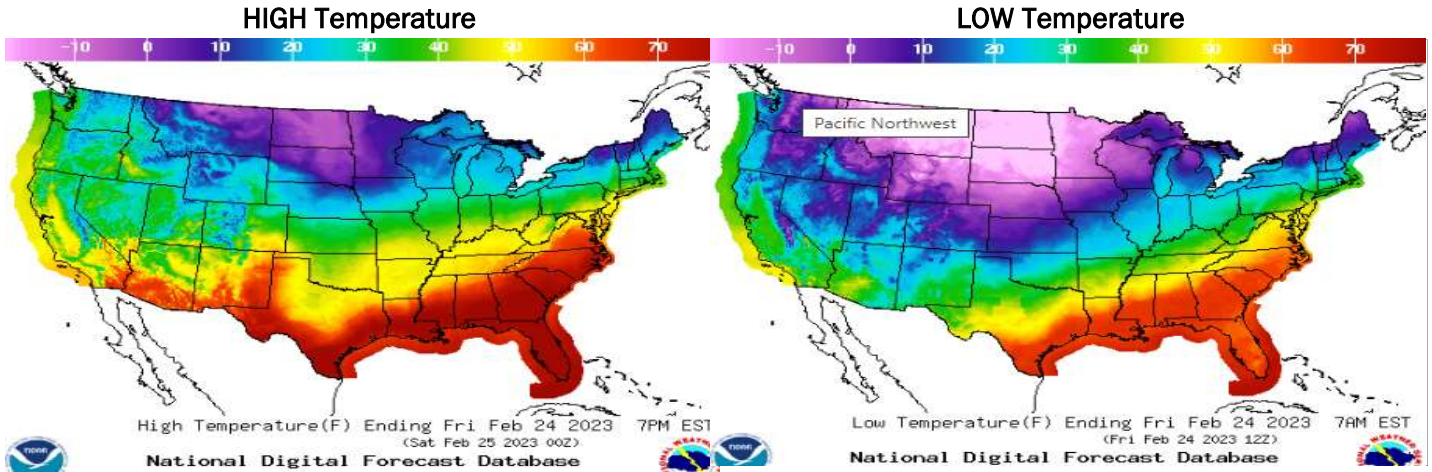
NATURAL GAS BASIS FUTURES



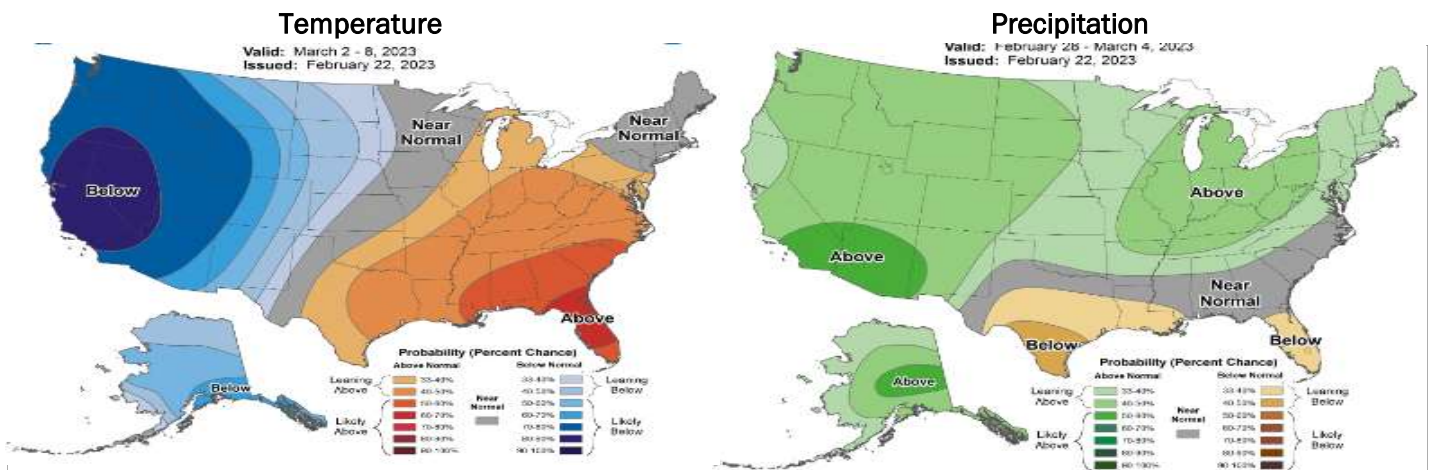
NATURAL GAS NEWS



WEATHER - HIGH / LOW TEMPERATURE - TOMORROW



WEATHER - 6 - 10 DAY OUTLOOK - NOAA



WEATHER - 8 - 14 DAY OUTLOOK - NOAA

