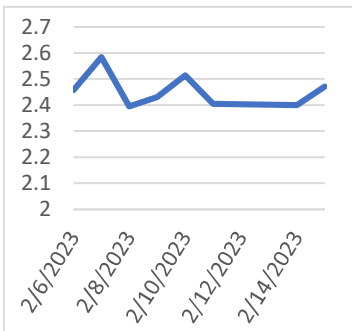


NATURAL GAS



Thursday, February 16, 2023

Last Week's Prompt NYMEX



NYMEX NG Futures

Month	Close	Change
Mar-23	2.471	2.471
Apr-23	2.555	2.555
May-23	2.709	2.709
Jun-23	2.896	2.896
Jul-23	3.067	3.067
Aug-23	3.114	3.114
Sep-23	3.08	3.080
Oct-23	3.152	3.152
Nov-23	3.568	3.568
Dec-23	3.933	3.933
Jan-24	4.162	4.162
Feb-24	4.033	0.740
Mar-24	3.64	3.640
Apr-24	3.249	3.249
May-24	3.221	3.221
Jun-24	3.33	3.330
Jul-24	3.43	3.430
Aug-24	3.459	3.459
Sep-24	3.405	3.405
Oct-24	3.473	3.473
Nov-24	3.817	3.817
Dec-24	4.239	4.239
Jan-25	4.511	4.511
Feb-25	4.348	0.855
1 YR STRIP	3.2283	2.954
2023	3.3258	3.051

IN THE NEWS

Record voyage for Canadian gas offers relief for Asia

A stream of natural gas that's being unleashed from British Columbia's vast reservoirs is blazing a record-setting path through global markets, providing hope for Canada's beleaguered drillers and relief for energy-hungry economies around the world. Tourmaline Oil Corp. has started shipping the fuel on a roundabout, 3,000-mile (4,800 kilometres) journey from northeast British Columbia to Chicago and then southbound to an LNG-chilling facility on the Gulf Coast in Texas. From there, it's being shipped to ports in Asia or Europe on voyages that can range from 5,000 to 17,000 nautical miles, depending on the route. The arrangement promises higher prices for Tourmaline's gas and a new source of the fuel for European and Asian buyers who are scouring the globe for supplies as Russia's war in Ukraine exacerbates a globa... For more info go to <https://bit.ly/3l8aw3q>

U.S. natgas jumps 7% as partial return of Freeport LNG

U.S. natural gas futures jumped about 7% to a one-week high on Tuesday from a near 25-month low in the prior session as the amount of gas going to liquefied natural gas (LNG) export plants jumped to a 10-month high with a rapid increase in gas flows to Freeport LNG's export plant in Texas. Prices also gained support from a decline in gas output this month and forecasts for colder weather and more heating demand next week than previously expected. Front-month gas futures NGc1 for March delivery rose 16.2 cents, or 6.7%, to settle at \$2.567 per million British thermal units (mmBtu), their highest since Feb. 7. On Monday, the contract fell to within a penny of closing at the 25-month low hit on Feb. 8. The amount of gas flowing to U.S. LNG export plants was on track to reach 13.5 billion cubi... For more info go to <https://bit.ly/3XDfMI4>

Canada's Largest Gas Producer Finds Way To Sell Its Gas

The energy industry in Canada has long lamented the fact that the country is missing out on the global surge in LNG demand, first as a replacement for coal, and now, for Europe, as a replacement for Russian pipeline gas. That Canada, which has 1,373 trillion cubic feet of gas, is late to the LNG party has been mostly the result of federal government policies and environmentalist opposition. Yet despite the multiple challenges, the country's first LNG terminal is expected to start operating in about two years. ... For more info go to <https://yhoo.it/3XC8OYL>

Prompt Natural Gas (NG)

Daily Sentiment

BEARISH



RESISTANCE
2.57 & 2.669
SUPPORT
2.409 & 2.347

NATURAL GAS

Futures	Close
NG	\$2.471
Volume	55,148
Open Int.	297,641

Contact Us



Mansfield Energy Corp

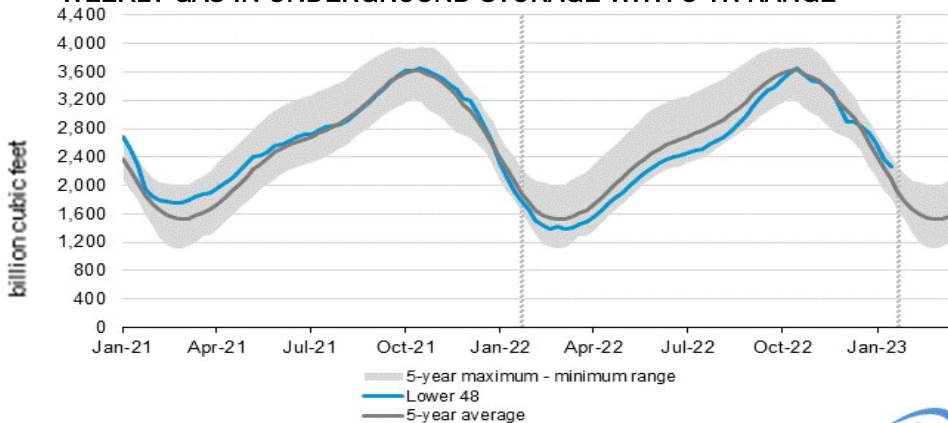
1025 Airport Pkwy
Gainesville, GA 30501
www.mansfield.energy

info@mansfieldoil.com
Phone: (800) 695 - 6626

NATURAL GAS NEWS



WEEKLY GAS IN UNDERGROUND STORAGE WITH 5-YR RANGE



for week ending February 10, 2023 | Released: February 16, 2023 | Next Release: February 23, 2023

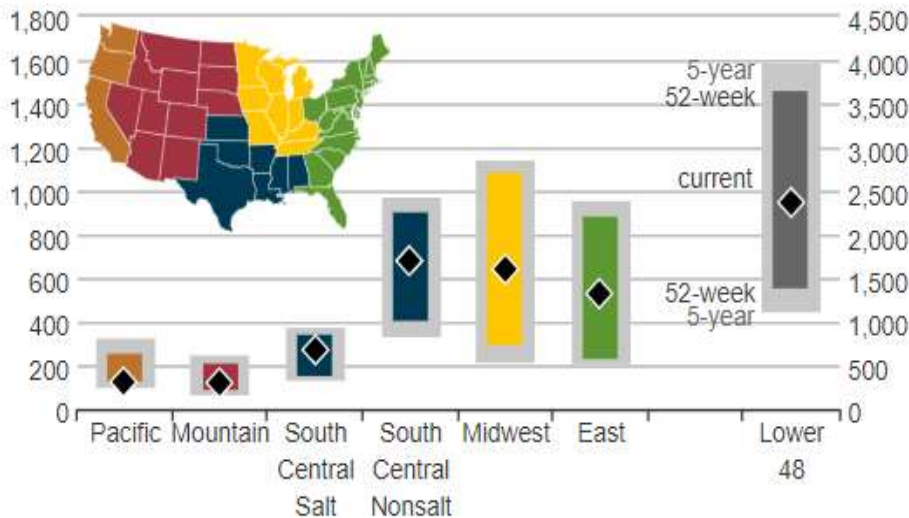
EIA Weekly Storage Actual and Surveys for

February 10, 2023

Released February 16, 2023

Range	-100 to -109
S&P Global	-109
FX Street	-109
Investing.com	-109

UNDERGROUND WORKING NAT GAS STORAGE AS OF 02/03/2023



Total Working Gas In Storage

2266 BCF

- 100 BCF (LAST WEEK)
- 283 BCF (LAST YEAR)
- 183 BCF (5-YEAR AVG)

U.S. Natural Gas Supply

Gas Week -

Average Daily Values (BCF/D):

Last Year (BCF/d)

Dry Production -	90.8
Total Supply -	98.8

Last Week (BCF/d)

Dry Production -	98.8
Total Supply -	104.7

[Next Report: February 16]

U.S. Natural Gas Demand

Gas Week -

Average Daily Values (BCF/D):

Last Year (BCF/d)

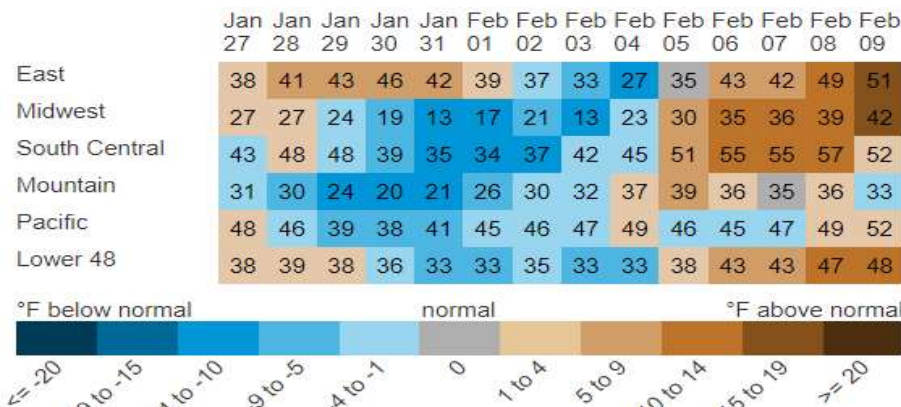
Power -	30.6
Total Demand -	133.6

Last Week (BCF/d)

Power -	33.0
Total Demand -	130.8

[Next Report: February 16]

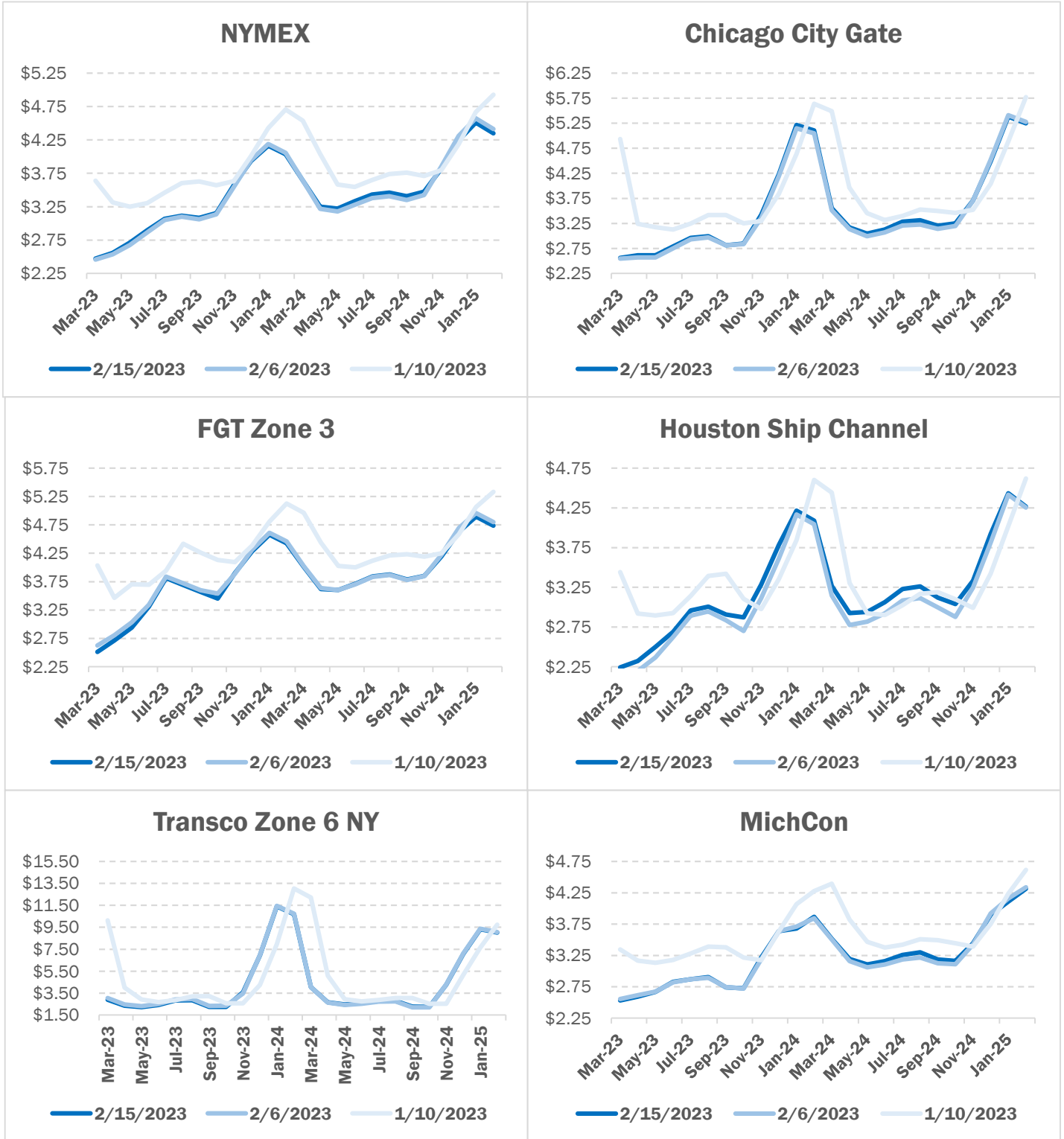
REGIONAL AVG TEMPERATURES AND DEPARTURE FROM NORMAL



NATURAL GAS NEWS



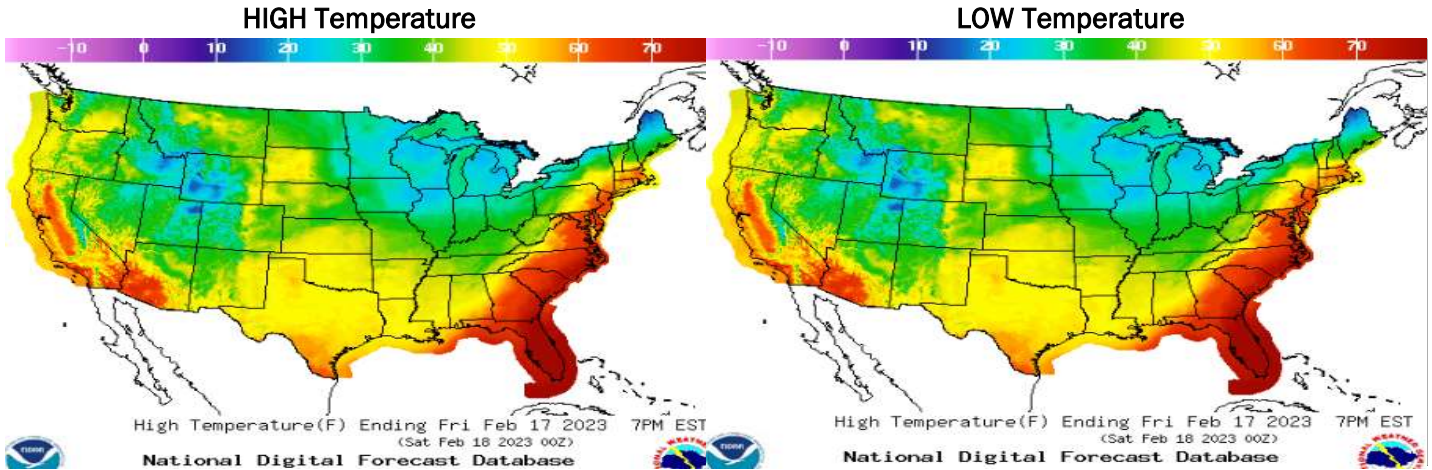
NATURAL GAS BASIS FUTURES



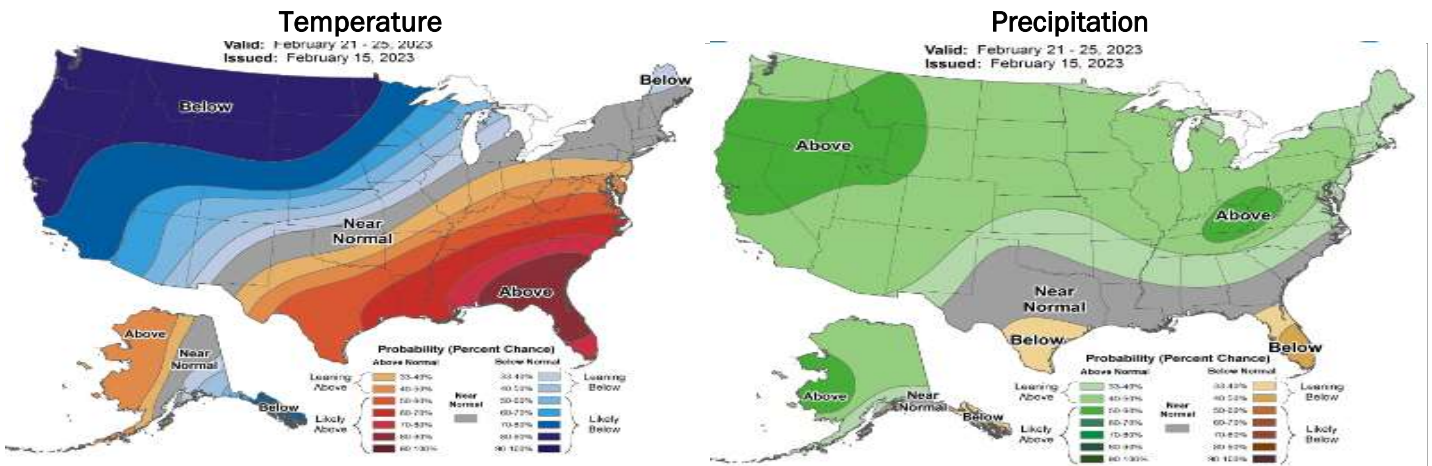
NATURAL GAS NEWS



WEATHER - HIGH / LOW TEMPERATURE - TOMORROW



WEATHER - 6 - 10 DAY OUTLOOK - NOAA



WEATHER - 8 - 14 DAY OUTLOOK - NOAA

