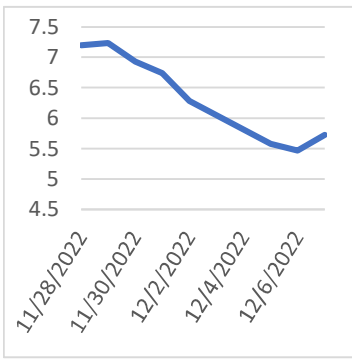


Thursday, December 8, 2022

**Last Week's Prompt  
NYMEX**



**NYMEX NG Futures**

Month	Close	Change
Jan-23	5.723	0.254
Feb-23	5.617	0.239
Mar-23	5.192	0.249
Apr-23	4.671	0.150
May-23	4.646	0.144
Jun-23	4.736	0.141
Jul-23	4.827	0.136
Aug-23	4.83	0.132
Sep-23	4.774	0.131
Oct-23	4.832	0.128
Nov-23	5.082	0.105
Dec-23	5.453	0.090
Jan-24	5.716	0.096
Feb-24	5.462	0.076
Mar-24	4.872	0.060
Apr-24	4.115	0.006
May-24	4.048	0.004
Jun-24	4.116	0.002
Jul-24	4.189	0.000
Aug-24	4.213	0.001
Sep-24	4.169	0.001
Oct-24	4.259	0.003
Nov-24	4.559	0.009
Dec-24	4.993	0.012
1 YR STRIP	5.0319	0.158
2023	5.0313	0.145

**IN THE NEWS**

**Record-high lng Imports In Europe just in time for**

Europe imports record high levels of LNG just in time for winter demand surge. European temperatures have continued to decline in the first week of December, pushing weekly average storage withdrawals to some 470 million cubic meters per day (MMcmd) and LNG imports to a record monthly high of 11.4 million tonnes. A new LNG long-term deal was signed between Semptra and INEOS, boosting supply to Europe's gas market. Day-ahead prices on the UK's National Balancing Point (NBP) have also jumped on cold weather and low wind power output in recent weeks. In the US, despite weak gas demand in the mid-west and east coast, 81 billion cubic feet (Bcf) was taken from storage last week. Despite an early cold snap, ample gas inventories in Asia are keeping a lid on spot prices. The Netherlands-based front-month Title Transfer Fa... For more info go to <https://bit.ly/3HfFKqu>

**U.S., Britain launch energy partnership to boost supplies**

The United States and Britain announced on Wednesday an energy partnership aimed at sustaining a higher level of liquefied natural gas (LNG) exports to Britain and collaborating on ways to increase energy efficiency. Britain and other European countries have turned to the United States as they try to reduce their reliance on Russian energy supplies following Moscow's invasion of Ukraine begun in February. "This partnership will bring down prices for British consumers and help end Europe's dependence on Russian energy," British Prime Minister Rishi Sunak said in a statement. The "UK-US Energy Security and Affordability Partnership" will also aim to drive investment in clean energy and exchange ideas on energy efficiency and reducing demand for gas.

Household energy bills have hit record high... For more info go to <https://reut.rs/3FAzgRz>

**U.S. Played A Key Role In Germany's Huge Gas Deal**

The talks between Germany and various emergency gas suppliers that OilPrice.com has been tracking for the past couple of months or so last week have resulted in two sales and purchase agreements signed between QatarEnergy and the U.S.'s ConocoPhillips to export liquefied natural gas (LNG) to Germany for at least 15 years from 2026. Although German Economy Minister, Robert Habeck, stated that he was "happy" with the term of 15 years, even he implied that this deal falls short of what Germany and Europe will need in terms of future energy needs, given continued constraints on Russian supplies. These supply pressures are likely to become much worse very soon, given the G7 agreement on a US\$60 per barrel cap for Russian seaborne oil and Russia's likely reaction to this. In parallel with this, the European Union (EU) i... For more info go to <https://yhoo.it/3Bm9uOB>

**Prompt Natural Gas (NG)**

**Daily Sentiment**

**BEARISH**



**RESISTANCE**

5.921 & 6.119

**SUPPORT**

5.545 & 5.185

**NATURAL GAS**

Futures	Close
NG	\$5.723
Volume	34,980
Open Int.	133,936

**Contact Us**



**Mansfield Energy Corp**

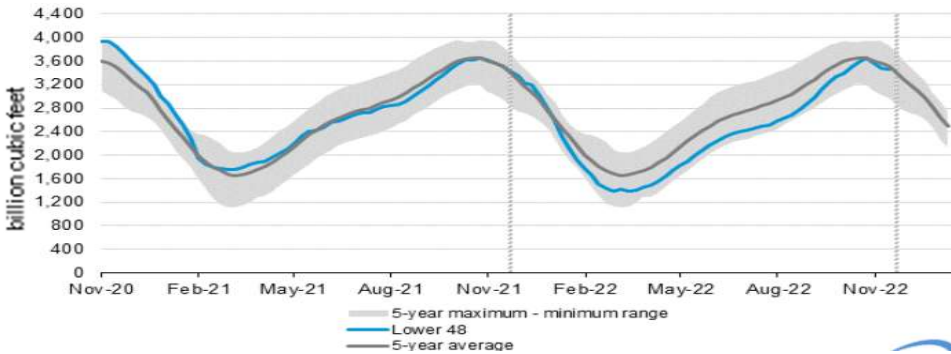
1025 Airport Pkwy  
Gainesville, GA 30501  
[www.mansfield.energy](http://www.mansfield.energy)

info@mansfieldoil.com  
Phone: (800) 695 - 6626

# NATURAL GAS NEWS



## WEEKLY GAS IN UNDERGROUND STORAGE WITH 5-YR RANGE



for week ending December 02, 2022 | Released: December 08, 2022 | Next Release: December 15, 2022

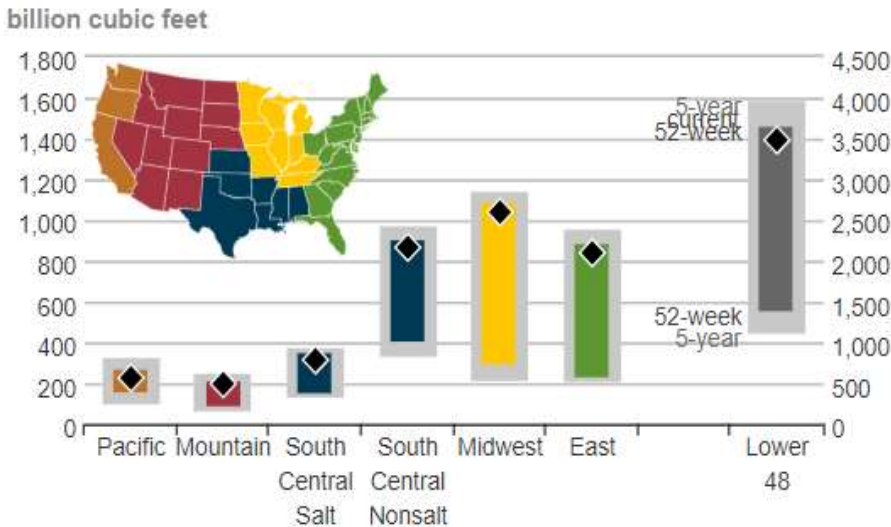
### EIA Weekly Storage Actual and Surveys for

December 2, 2022

Released December 08, 2022

Range	-10 to -54
S&P Global	-10
Investing.com	-31

## UNDERGROUND WORKING NAT GAS STORAGE AS OF 11/17/2022



### Total Working Gas In Storage

**3642 BCF**

- 21 BCF (LAST WEEK)
- 58 BCF (LAST YEAR)
- 51 BCF (5-YEAR AVG)

### U.S. Natural Gas Supply

#### Gas Week -

Average Daily Values (BCF/D):

#### Last Year (BCF/d)

Dry Production -	97.9
Total Supply -	103.4

#### Last Week (BCF/d)

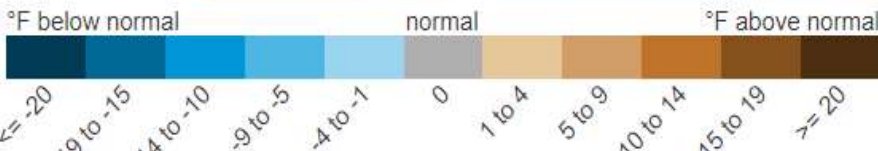
Dry Production -	100.7
Total Supply -	107.0

[Next Report: December 08]

## REGIONAL AVG TEMPERATURES AND DEPARTURE FROM NORMAL

degrees Fahrenheit

	Nov 18	Nov 19	Nov 20	Nov 21	Nov 22	Nov 23	Nov 24	Nov 25	Nov 26	Nov 27	Nov 28	Nov 29	Nov 30	Dec 01
East	39	38	36	38	42	47	47	48	50	51	50	47	53	42
Midwest	26	24	25	30	36	40	40	42	42	39	39	42	32	29
South Central	41	39	41	42	48	52	54	53	53	54	54	57	50	47
Mountain	29	30	34	36	38	39	36	39	39	37	37	31	32	39
Pacific	48	47	49	50	51	51	53	53	51	50	46	44	45	43
Lower 48	37	36	36	39	43	46	47	48	48	48	47	46	45	40



### U.S. Natural Gas Demand

#### Gas Week -

Average Daily Values (BCF/D):

#### Last Year (BCF/d)

Power -	28.5
Total Demand -	110.9

#### Last Week (BCF/d)

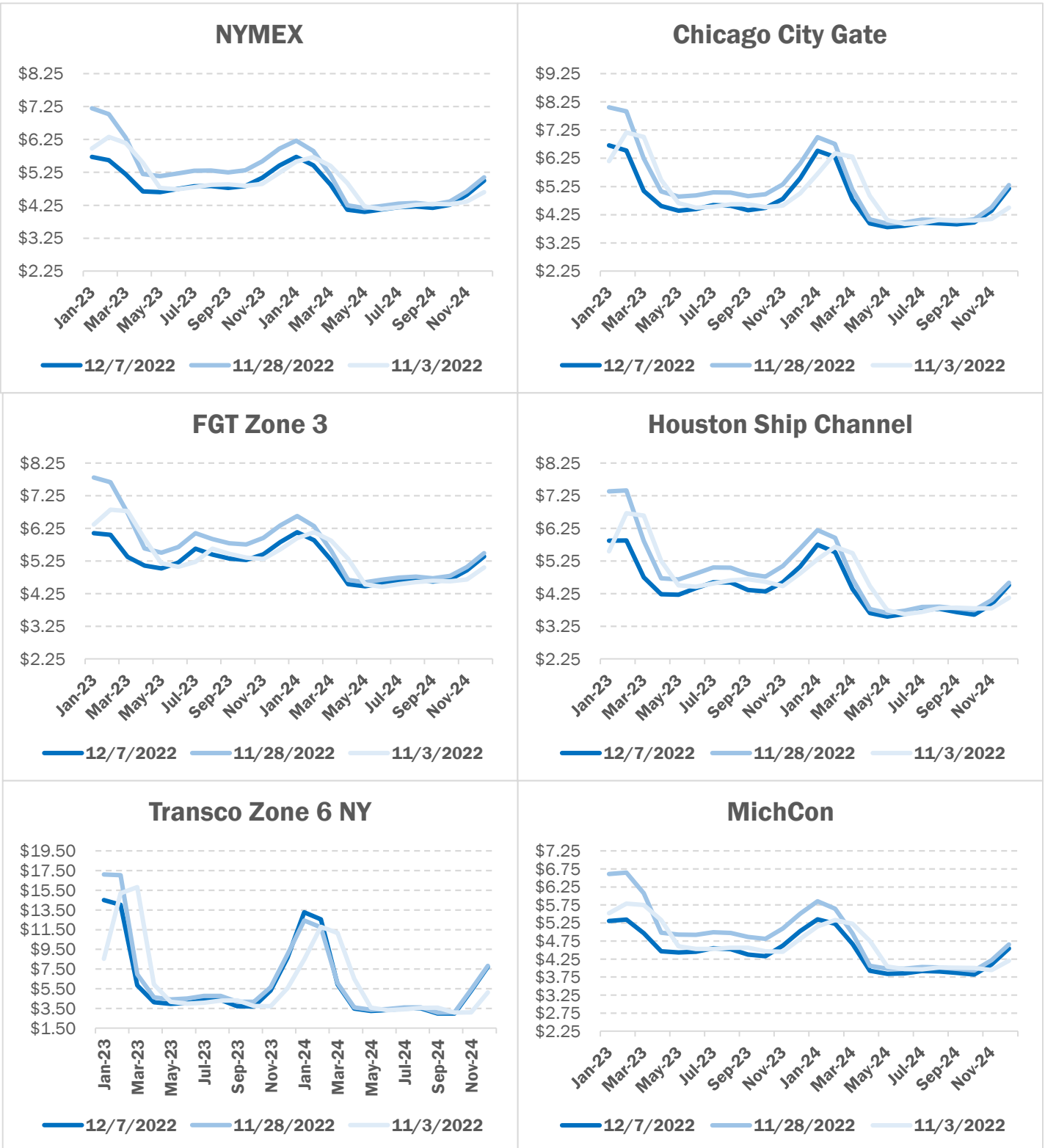
Power -	32.9
Total Demand -	125.9

[Next Report: December 08]

# NATURAL GAS NEWS



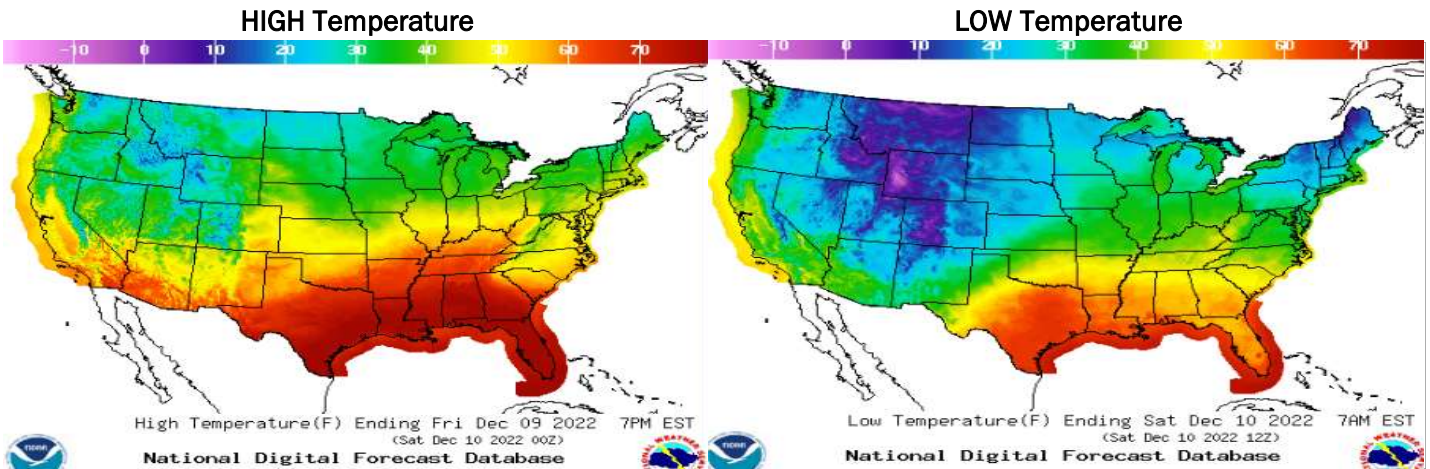
## NATURAL GAS BASIS FUTURES



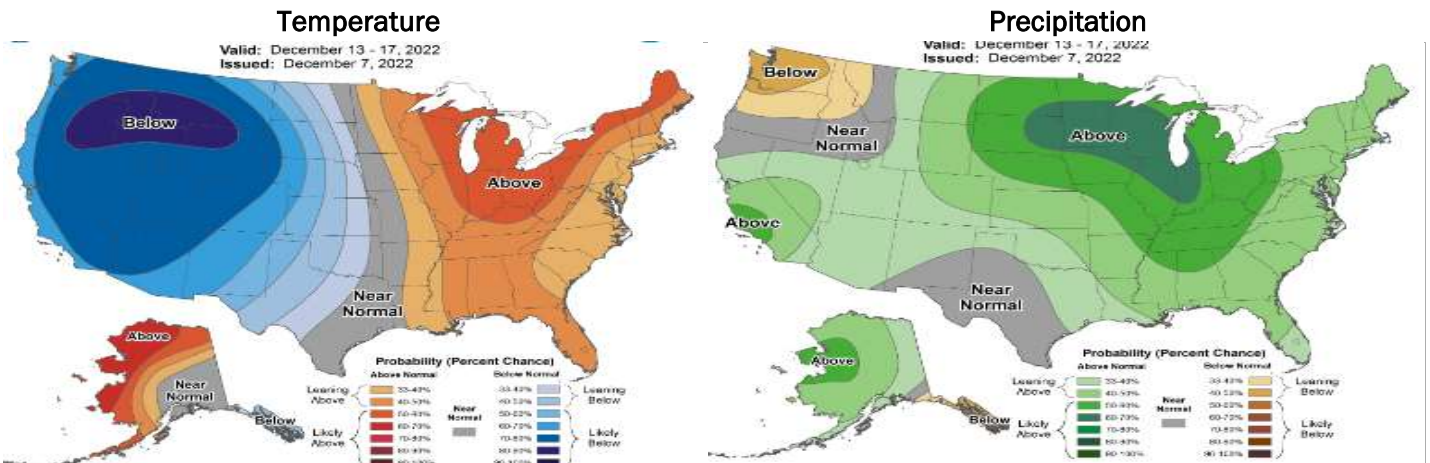
# NATURAL GAS NEWS



## WEATHER - HIGH / LOW TEMPERATURE - TOMORROW



## WEATHER - 6 - 10 DAY OUTLOOK - NOAA



## WEATHER - 8 - 14 DAY OUTLOOK - NOAA

